

DURSTONE






KEYS TO FIND




KEY #1
Creating great & modern spaces



KEY #2
High performance for a hard life




KEY #3
Everlasting marble



KEY #4
A natural feeling



KEY #5
Bright spaces



KEY #6
The handcrafted touch



KEY #7
Technical data

CONTEMPORARY STONE

- 010 CMINT
- 020 FORUM
- 030 GRAND
- 036 HOME
- 040 LOFT
- 046 PARIS
- 050 PROJECT
- 054 PYRAMID
- 056 SOHO
- 062 SUNDANCE
- 066 TRIBECA

EVOLUTION

- 074 CASA
- 076 NORDICA
- 082 POLARIS
- 086 ROCK
- 090 SUPER
- 094 TITAN
- 100 UNITED

NEW CLASSIC

- 106 ABSOLUT
- 110 BOTTICINO
- 114 DUCALE
- 118 MARBLE
- 120 MARMI
- 124 MARQUIS
- 126 NOBILE
- 132 PREMIUM

NATURE LINE

- 138 CHELSEA
- 142 HAMPTONS
- 146 OLMO

WALLS

- 150 GLACIER / SNOW




- 156 CMINT
- 160 MEDITERRANEA
- 167 MODS

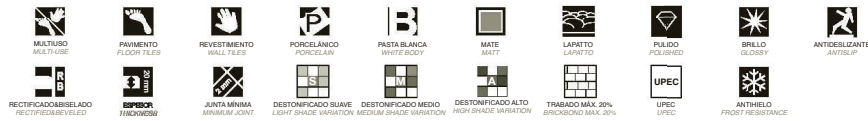
INFORMATION

- 172 SPECIAL PIECE
- 174 SIZE INDEX
- 176 ARTICLE INDEX
- 180 INSTALLATION & CLEANING

USANDO EL CATÁLOGO / USING THE CATALOGUE



DESCRIPCIÓN SIMBOLOGÍA DE PRODUCTO / PRODUCT SYMBOLLOGY DESCRIPTION



RECOMENDACIONES DE USO PARA NUESTROS PRODUCTOS / RECOMMENDATIONS FOR THE USE OF OUR PRODUCTS

Estas recomendaciones se basan en la tipología del producto, así como en la intensidad de tráfico que van a soportar. These recommendations are based on the type of product, as well as the volume of traffic that is to be supported.

A TRÁNSITO INTENSO. Apto para espacios con tráfico peatonal elevado. Halls, restaurantes, locales públicos, etc. INTENSE TRAFFIC. Suitable for high traffic pedestrian areas. Halls, restaurants, public spaces, etc.

B TRÁNSITO MEDIO. Apto para lugares de circulación habitual. Espacios comunes, cocinas, oficinas y viviendas. MEDIUM TRAFFIC. Suitable for usual traffic locations. Common areas, kitchens, offices and houses.

C TRÁNSITO LIGERO. Apto para estancias de ámbito doméstico. Baños, dormitorios, salones, etc. LIGHT TRAFFIC. Suitable for domestic rooms. Bathrooms, bedrooms, living rooms, etc.

GRUPOS DE PRECIO / PRICE GROUPS

DUR0000
Venta por metro cuadrado
Sold by square meter

PES0000
Venta por pieza
Sold by piece

DESCRIPCIÓN CARACTERÍSTICAS TÉCNICAS / TECHNICAL FEATURES DESCRIPTION





KEY #1
Creating great & modern spaces

CONTEMPORARY STONE



FLOOR - CMNT BLANCO 60x60 / WALL - CMNT BLANCO 30x60 - MALLA LOGO GRAFITO 30x30

CMNT CONTEMPORARY STONE



FLOOR - CMNT GRIS 37.5x75


				75x75 61x81x2 60x60 37.5x75 30x60	NATURAL
--	--	--	--	---	---------



CMNT BLANCO 75x75 DUR1550




CMNT BLANCO 60x60 DUR1900



MALLA LOGO GRAFITO 30x30 PESP1700



CMNT BLANCO 37,5x75 DUR1650



CMNT BLANCO 30x60 DUR1400



MOSAICO CMNT BLANCO 30x30 PESP500




CMNT OCRE 75x75 DUR1550




CMNT OCRE 60x60 DUR1900



MALLA LOGO RAJE 30x30 PESP1700



CMNT OCRE 37,5x75 DUR1650




CMNT OCRE 30x60 DUR1400




MOSAICO CMNT OCRE 30x30 PESP500




CMNT GRIS 75x75 DUR1550



CMNT GRIS 60x60 DUR900



CMNT GRIS 37,5x75 DUR1650



CMNT GRIS 30x60 DUR1400



MOSAICO CMNT GRIS 30x30 PESP500




CMNT ANTRACITA 75x75 DUR1550



CMNT ANTRACITA 60x60 DUR900



CMNT ANTRACITA 37,5x75 DUR1650



CMNT ANTRACITA 30x60 DUR1400



MOSAICO CMNT ANTRACITA 30x30 PESP500



HEX CMNT
BLANCO
15x15 Q2000



HEX CMNT DECOR
COLOR 1
15x15 Q2050



HEX CMNT DECOR
COLOR 2
15x15 Q2050



HEX CMNT DECOR
COLOR 3
15x15 Q2050



HEX CMNT DECOR
COLOR 4
15x15 Q2050

HEX SET MODERNO 15x15 (conjunto decor 1, 2, 3 y 4): Q2600



HEX CMNT
GRIS
15x15 Q2000



HEX CMNT
ANTRACITA
15x15 Q2000



HEX CMNT DECOR
GRIS 1
15x15 Q2050



HEX CMNT DECOR
GRIS 2
15x15 Q2050



HEX CMNT DECOR
GRIS 3
15x15 Q2050



HEX CMNT DECOR
GRIS 4
15x15 Q2050

HEX SET VINTAGE GRIS 15x15 (conjunto decor 1, 2, 3 y 4): Q2600



HEX CMNT
OCRE
15x15 Q2000



HEX CMNT DECOR
OCRE 1
15x15 Q2050



HEX CMNT DECOR
OCRE 2
15x15 Q2050



HEX CMNT DECOR
OCRE 3
15x15 Q2050



HEX CMNT DECOR
OCRE 4
15x15 Q2050

HEX SET VINTAGE OCRE 15x15 (conjunto decor 1, 2, 3 y 4): Q2600

Todos los hexágonos se venden por m² / All hexagons are sold by m² / Tous les hexagones sont vendus au m²

RECOMENDACIÓN DE USO / RECOMMENDED USE



RESISTE
ISO 10545-16



INF. 0.5%
ISO 10545-3



5
ISO 10545-14



LEA
ISO 10545-13

CARACTERÍSTICAS TÉCNICAS / TECHNICAL FEATURES



FLOOR - CMNT OCRE 60x60 - HEX SET VINTAGE OCRE 15x15 / WALL - HEX CMNT OCRE 15x15 - HEX CMNT DECOR OCRE 3 15x15

LISTA EMBALAJE BASES / BASES PACKING LIST

MEDIDA SIZE	PIEZAS/CAJA PIECES/BOX	KG/CAJA KG/BOX	M ² /CAJA M ² /BOX	CAJAS/PALLET BOXES/PALLET	KG/PALLET KG/PALLET
15x15	25	12,5	0,56	80	1.020
30x30	6	25,5	1,08	40	1.020
37,5x75	4	24,6	1,11	42	1.020
60x60	3	24,4	1,08	32	802
75x75	2	24,6	1,13	42	1.045

LISTA EMBALAJE DECORADOS / DECORS PACKING LIST

PIEZA PIECE	PIEZAS/CAJA PIECES/BOX	KG/CAJA KG/BOX
MOSAICO CMNT 30x30	11	23
MALLA LOGO 30x30	11	20,2

CMNTx2

CONTEMPORARY STONE



RECOMENDACIÓN DE USO / RECOMMENDED USE



11000 N

ISO 11068:04



RESISTE

ISO 11068:12



INF. 0.5%

ISO 11068:04



5

ISO 11068:14



LA

ISO 11068:13

CARACTERÍSTICAS TÉCNICAS / TECHNICAL FEATURES



CMNT GRIS

614611x2

DUR3900



CMNT ANTRACITA

614611x2

DUR3900



CMNT OCRE

614611x2

DUR3900

LISTA EMBALAJE BASES / BASES PACKING LIST

MEDIDA SIZE	PIEZAS/CAPA PIECES/COVER	KG/CAPA KG/COVER	MEDIDA MEASURE	CAPA/PALET COVER/PALLET	KG/PALET KG/PALLET
614611x2	2	33,7	0,74	30	1,047



FLOOR - FORUM OLIVE LAPATO 60x60 - FORUM BEIGE LAPATO 60x60 / WALL - FORUM OLIVE LAPATO 30x60 - MOSAICO MURO FORUM BEIGE NATURAL 30x60

FORUM CONTEMPORARY STONE



FLOOR - FORUM CHARCOAL ANTISLIP 60x60


				60x60	NATURAL LAPATTO ANTISLIP
				30x60	
				15x60	



FORUM BEIGE NATURAL
60x60 DUR700




FORUM BEIGE LAPATTO
60x60 DUR1300




FORUM BEIGE NATURAL
30x60 DUR900




FORUM BEIGE LAPATTO
30x60 DUR1400




FORUM BEIGE NATURAL
15x60 DUR2600




FORUM BEIGE LAPATTO
15x60 DUR3500



FORUM BEIGE ANTISLIP
60x60 DUR900



FORUM BEIGE ANTISLIP
30x60 DUR1300



MOSAICO FORUM
BEIGE NATURAL
30x30 PESP800



MOSAICO FORUM
BEIGE LAPATTO
30x30 PESP800



MOSAICO MURO
FORUM BEIGE NATURAL
30x30 PESP800




MOSAICO LISTAS
FORUM BEIGE
30x30 PESP800




FORUM OLIVE NATURAL
60x60 DUR700




FORUM OLIVE LAPATTO
60x60 DUR1300




FORUM OLIVE NATURAL
30x60 DUR900




FORUM OLIVE LAPATTO
30x60 DUR1400




FORUM OLIVE NATURAL
15x60 DUR2900




FORUM OLIVE LAPATTO
15x60 DUR3500



FORUM OLIVE ANTISLIP
60x60 DUR900



FORUM OLIVE ANTISLIP
30x60 DUR1300



MOSAICO FORUM
OLIVE NATURAL
30x30 PESP800



MOSAICO FORUM
OLIVE LAPATTO
30x30 PESP800



MOSAICO MURO
FORUM OLIVE NATURAL
30x30 PESP800




MOSAICO LISTAS
FORUM OLIVE
30x30 PESP800




FORUM GREY NATURAL
60x60 DUR700



FORUM GREY LAPATTO
60x60 DUR1300




FORUM GREY NATURAL
30x60 DUR900




FORUM GREY LAPATTO
30x60 DUR1400



FORUM GREY NATURAL
15x60 DUR2600




FORUM GREY LAPATTO
15x60 DUR3500




FORUM GREY ANTISLIP
60x60 DUR900



FORUM GREY ANTISLIP
30x60 DUR1300




MOSAICO FORUM
GREY NATURAL
30x30 PESP800



MOSAICO FORUM
GREY LAPATTO
30x30 PESP800



MOSAICO MURO
FORUM GREY NATURAL
30x30 PESP800



MOSAICO LISTAS
FORUM GREY
30x30 PESP800



FORUM CHARCOAL NATURAL
60x60 DUR700




FORUM CHARCOAL LAPATTO
60x60 DUR1300




FORUM CHARCOAL NATURAL
30x60 DUR900



FORUM CHARCOAL LAPATTO
30x60 DUR1400



FORUM CHARCOAL NATURAL
15x60 DUR2900



FORUM CHARCOAL LAPATTO
15x60 DUR3500

RECOMENDACIÓN DE USO / RECOMMENDED USE



CARACTERÍSTICAS TÉCNICAS / TECHNICAL FEATURES



RESISTE
ISO 10545-17




INF. 0.5%
ISO 10545-9




5
ISO 10545-14




UA
ISO 10545-13



FORUM CHARCOAL ANTISLIP
60x60 DUR900



MOSAICO FORUM
CHARCOAL NATURAL
30x30 PESP800



MOSAICO FORUM
CHARCOAL LAPATTO
30x30 PESP800



FORUM CHARCOAL ANTISLIP
30x60 DUR1300



MOSAICO MURO
FORUM CHARCOAL NATURAL
30x30 PESP800



MOSAICO LISTAS
FORUM CHARCOAL
30x30 PESP800

LISTA EMBALAJE BASES / BASES PACKING LIST

MEDIDA SIZE	PIEZAS/CAJA PIECES/BOX	KG/CAJA KG/BOX	MEDIDA SIZE	CAJAS/PALLET BOXES/PALLET	KG/PALLET KG/PALLET
15x60	8	18	0,72	64	1.035
30x60	6	24,2	1,08	40	1.059
60x60	3	24,33	1,08	32	739

LISTA EMBALAJE DECORADOS / DECORS PACKING LIST

PIEZA PIECE	PIEZAS/CAJA PIECES/BOX	KG/CAJA KG/BOX
MOSAICO FORUM 30x30	11	20,9
MOSAICO LISTAS 30x30	11	20,9
MOSAICO MURO 30x30	6	11,4




FLOOR - GRAND OLIVE 80x80

GRAND CONTEMPORARY STONE



FLOOR - GRAND OLIVE 60x60 - MOSAICO GRAND OLIVE 30x30 / WALL - GRAND OLIVE 15x60 - GRAND OLIVE 5x60 - MOSAICO GRAND OLIVE 30x30 - MOSAICO HEX GRAND BEIGE 30x30




GRAND

CONTEMPORARY STONE




GRAND OLIVE
60x60

DUR2450




GRAND OLIVE
60x60

DUR900




GRAND OLIVE
30x60

DUR1400



GRAND OLIVE
15x60

DUR2600



GRAND OLIVE
5x60

DUR4600




GRAND GRIS
60x60

DUR2450




GRAND GRIS
60x60

DUR900




GRAND GRIS
30x60

DUR1400



GRAND GRIS
15x60

DUR2600



GRAND GRIS
5x60

DUR4600


GRAND

CONTEMPORARY STONE




GRAND BONE
30x60

DUR2450




GRAND BONE
60x60

DUR900




GRAND BONE
30x60

DUR1400



GRAND BONE
15x60

DUR2600



GRAND BONE
5x60

DUR4600

RECOMENDACIÓN DE USO / RECOMMENDED USE



RESISTE
ISO 10545-12



INF. 0.5%
ISO 10545-3




5
ISO 10545-14



UA
ISO 10545-13

CARACTERÍSTICAS TÉCNICAS / TECHNICAL FEATURES



MOSAICO GRAND OLIVE
30x30

PESP500




MOSAICO GRAND GRIS
30x30

PESP500




MOSAICO GRAND BONE
30x30

PESP500




MOSAICO HEX GRAND OLIVE
30x30

PESP1400




MOSAICO HEX GRAND GRIS
30x30

PESP1400



MOSAICO HEX GRAND BONE
30x30

PESP1400



LISTELO GRAND
30x30

PESP1000

LISTA EMBALAJE BASES / BASES PACKING LIST

MEDIDA SIZE	PIEZAS/CAJA PIECES/BOX	KG/CAJA KG/BOX	MEDIDA MEASURE	CAJA/PALLET BOX/PALLET	KG/PALLET KG/PALLET
80x80	2	31,2	1,28	36	1.158
60x60	3	27,6	1,08	32	890
30x60	6	26,5	1,08	40	1.071
15x60	8	17	0,72	64	1.188
5x60	32	17	0,72	64	1.102

LISTA EMBALAJE DECORADOS / DECORS PACKING LIST

PIEZA PIECE	PIEZAS/CAJA PIECES/BOX	KG/CAJA KG/BOX
MOSAICO GRAND 30x30	11	19,7
MOSAICO HEX GRAND 30x30	11	16,2
LISTELO GRAND 30x30	29	16,6



FLOOR - HOME HIELO 60x60 / WALL - HOME HIELO 30x60 - MOSAICO HOME HIELO 30x30

HOME CONTEMPORARY STONE



FLOOR - HOME BEIGE 60x60 / WALL - HOME BEIGE 30x60 - MALLA VAROS MARRON 30x30



HOME


CONTEMPORARY STONE



HOME HIELO 60x60 DUR400




HOME GRIS 60x60 DUR400



HOME HIELO 30x30 DUR700



MOSAICO HOME HIELO 30x30 PESP500



HOME GRIS 30x30 DUR700



MOSAICO HOME GRIS 30x30 PESP500

RECOMENDACIÓN DE USO / RECOMMENDED USE



RESISTE

ISO 10545-12



INF. 0.5%

ISO 10545-9



5


ISO 10545-14



UA

ISO 10545-13


CARACTERÍSTICAS TÉCNICAS / TECHNICAL FEATURES




HOME BEIGE 60x60 DUR400




HOME BEIGE 30x30 DUR700



MOSAICO HOME BEIGE 30x30 PESP500



MALLA VAROS NEGRO 30x30 PESP1600



MALLA VAROS MARRÓN 30x30 PESP1600

LISTA EMBALAJE BASES / BASES PACKING LIST

MEDIDA (M2)	PIEZAS/CAJA (PIECES/BOX)	KG/CAJA (KG/BOX)	MEDIDA (M2)	CAJAS/PALLET (BOXES/PALLET)	KG/PALLET (KG/PALLET)
29.5x39.5	6	24.1	1.06	40	1.040
59.5x39.5	3	24.1	1.06	32	790

LISTA EMBALAJE DECORADOS / DECORS PACKING LIST


PIEZA (PIECE)	PIEZAS/CAJA (PIECES/BOX)	KG/CAJA (KG/BOX)
MOSAICO HOME 30x30	11	20.2
MALLA VAROS 30x30	11	18




LOFT CONTEMPORARY STONE




FLOOR - LOFT MARRÓN 60x60 / WALL - LOFT 60x60 COLOR MIX






LOFT GRIS
60x60

DUR600




LOFT GRIS ANTISLIP
60x60

DUR1000




MALLA LOFT MULTICOLOR 1
GRAFITO/GRIS
30x30

PESP800



LOFT GRIS
30x60

DUR1000



LOFT GRIS ANTISLIP
30x60

DUR1500



MALLA LOFT MULTICOLOR 2
GRAFITO/GRIS
30x30

PESP800




LOFT GRAFITO
60x60

DUR600



LOFT GRAFITO ANTISLIP
60x60

DUR1000



MALLA LOFT MULTICOLOR 1
GRAFITO/GRIS
30x30

PESP800



LOFT GRAFITO
30x60

DUR1000



LOFT GRAFITO ANTISLIP
30x60

DUR1500



MALLA LOFT MULTICOLOR 2
GRAFITO/GRIS
30x30


PESP800




LOFT BEIGE 60x60 DUR600



LOFT BEIGE ANTISLIP 60x60 DUR1000




MALLA LOFT MULTICOLOR 1 MARRÓN/BEIGE 30x30 PESP800



LOFT BEIGE 30x60 DUR1000



LOFT BEIGE ANTISLIP 30x60 DUR1500



MALLA LOFT MULTICOLOR 2 MARRÓN/BEIGE 30x30 PESP800

RECOMENDACIÓN DE USO / RECOMMENDED USE



RESISTE
ISO 10545-16



INF. 0.5%
ISO 10545-3



5
ISO 10545-14




UA
ISO 10545-13


CARACTERÍSTICAS TÉCNICAS / TECHNICAL FEATURES



LOFT MARRÓN 60x60 DUR600



LOFT MARRÓN ANTISLIP 60x60 DUR1000




MALLA LOFT MULTICOLOR 1 MARRÓN/BEIGE 30x30 PESP800



LOFT MARRÓN 30x60 DUR1000



LOFT MARRÓN ANTISLIP 30x60 DUR1500



MALLA LOFT MULTICOLOR 2 MARRÓN/BEIGE 30x30 PESP800

LISTA EMBALAJE BASES / BASES PACKING LIST

MEDIDA (M2)	PIEZAS/CAJA (PIECES/BOX)	KG/CAJA (KG/BOX)	MEDIDA (M2)	CAJAS/PALLET (BOXES/PALLET)	KG/PALLET (KG/PALLET)
29.5x69.5	6	25.3	1.06	40	1.040
59.5x69.5	3	23.7	1.06	32	790

LISTA EMBALAJE DECORADOS / DECORS PACKING LIST



PIEZA (PIECE)	PIEZAS/CAJA (PIECES/BOX)	KG/CAJA (KG/BOX)
MALLAS LOFT 30x30	11	23



PARIS CONTEMPORARY STONE



FLOOR - PARIS GRIS 60x60

			60x60 30x60	NATURAL LAPATTO
---	---	---	----------------	--------------------

PARIS


CONTEMPORARY STONE




PARIS GRIS
60x60 DUR1100



PARIS GRIS
30x60 DUR1500



PARIS GRAFITO
60x60 DUR1100



PARIS GRAFITO
30x60 DUR1500



PARIS GRIS LAPATTO
60x60 DUR1500



PARIS GRIS LAPATTO
30x60 DUR2000



PARIS GRAFITO LAPATTO
60x60 DUR1500



PARIS GRAFITO LAPATTO
30x60 DUR2000

RECOMENDACIÓN DE USO / RECOMMENDED USE



RESISTE
ISO 10545-12



INF. 0.5%
ISO 10545-6




5
ISO 10545-14



UA
ISO 10545-13


CARACTERÍSTICAS TÉCNICAS / TECHNICAL FEATURES



PARIS CREMA
60x60 DUR1100



PARIS CREMA
30x60 DUR1500



PARIS CREMA LAPATTO
60x60 DUR1500



PARIS CREMA LAPATTO
30x60 DUR2000

LISTA EMBALAJE BASES / BASES PACKING LIST

MEDIDA SIZE	PIEZAS/CAJA PIECES/BOX	KG/CAJA KG/BOX	M3/CAJA M3/BOX	CAJA/PALLET BOX/PALLET	KG/PALLET KG/PALLET
30x60	6	23.88	1.08	40	975
60x60	3	24.32	1.08	32	798



PROJECT CONTEMPORARY STONE



FLOOR - PROJECT BEIGE 60x60



PROJECT

CONTEMPORARY STONE



PROJECT GRAFITO
60x60

DUR400



PROJECT GRIS
60x60

DUR400

RECOMENDACIÓN DE USO / RECOMMENDED USE



RESISTE

ISO 10545-19



INF. 0.5%

ISO 10545-18



5

ISO 10545-14



UA

ISO 10545-13

CARACTERÍSTICAS TÉCNICAS / TECHNICAL FEATURES



PROJECT BEIGE
60x60

DUR400

LISTA EMBALAJE BASES / BASES PACKING LIST

MEDIDA	PEZAJE CAJA PESAJE/BOX	KG CAJA KG/BOX	MEDIDA M/BOX	CAJA/PALLET BOX/PALLET	KG/PALLET KG/PALLET
59.5x59.5	3	23.3	1.06	32	766



RECOMENDACIÓN DE USO / RECOMMENDED USE **A**

CARACTERÍSTICAS TÉCNICAS / TECHNICAL FEATURES

RESISTE ISO 10545/12

INFLAMA ISO 10545/3

ISO 10545/14

ISO 10545/13

PYRAMID CEMENTO 60x60

DUR500

PYRAMID CEMENTO 30x60

DUR800

PRECORTE PYRAMID CEMENTO 30x60

PESP1300

LISTA EMBALAJE BASES / BASES PACKING LIST


MEDIDA / SIZE	PIEZAS/CAJA / PIECES/BOX	KG/CAJA / KG/BOX	MEDIDA / SIZE	CAJAS/PALLET / BOXES/PALLET	KG/PALLET
30x60	8	34,4	1,44	32	1.121
60x60	4	34,4	1,44	32	1.121

LISTA EMBALAJE DECORADOS / DECORS PACKING LIST


PIEZA / PIECE	PIEZAS/CAJA / PIECES/BOX	KG/CAJA / KG/BOX
PRECORTE PYRAMID 30x60	8	34,4

DURSTONE 55







SOHO GRIS
60x60 DUR900




SOHO GRIS
41,5x63,5 DUR1800




SOHO GRIS
30x60 DUR1400



SOHO GRIS
22x69,3 DUR2700



SOHO GRIS
15x60 DUR2900




MOSAICO SOHO GRIS
15x30 PESF400



SOHO HIELO
44.5x69.3

DUR1800



SOHO HIELO
22x69.3

DUR2700




MOSAICO SOHO HIELO
15x30 PESP400



SOHO HIELO
30x60

DUR1400



SOHO HIELO
15x60

DUR2900

RECOMENDACIÓN DE USO / RECOMMENDED USE



RESISTE
ISO 10545-10



INF. 0.5%
ISO 10545-9




5
ISO 10545-14



UA
ISO 10545-13

CARACTERÍSTICAS TÉCNICAS / TECHNICAL FEATURES




SOHO BEIGE
44.5x69.3

DUR900



SOHO BEIGE
44.5x69.3

DUR1800




SOHO BEIGE
22x69.3

DUR2700




MOSAICO SOHO BEIGE
15x30 PESP400



SOHO BEIGE
30x60

DUR1400



SOHO BEIGE
15x60

DUR2900

LISTA EMBALAJE BASES / BASES PACKING LIST

MEJILLA SIZE	PIEZAS/CAJA PIECES/BOX	KG/CAJA KG/BOX	MEJILLA SIZE	CAJAS/PALET BOXES/PALLET	KG/PALET KG/PALLET
44.5x69.3	3	28.8	1.19	32	944
22x69.3	4	19.8	0.78	32	602
30x60	3	20.7	1.06	32	790
20x60	6	25.3	1.06	40	1,040
15x60	8	25.4	1.04	48	1,268

LISTA EMBALAJE DECORADOS / DECORS PACKING LIST

PIEZA PIECE	PIEZAS/CAJA PIECES/BOX	KG/CAJA KG/BOX
MOSAICO SOHO 15x30	22	15.8



FLOOR - SUNDANCE ANTRACITA 44,5x89,3 / WALL - SUNDANCE ANTRACITA 22x89,3

SUNDANCE CONTEMPORARY STONE



FLOOR - SUNDANCE PERLA 60x60 / WALL - SUNDANCE PERLA 30x60 - MALLA ZENYA 30x30



SUNDANCE

CONTEMPORARY STONE



SUNDANCE ANTRACITA
60x60

DUR900



SUNDANCE PERLA
60x60

DUR900




SUNDANCE ARENA
60x60

DUR900




SUNDANCE ANTRACITA
30x60

DUR1400




SUNDANCE PERLA
30x60

DUR1400



SUNDANCE ARENA
30x60

DUR1400



MALLA ZENYA
30x30

PESP1500

RECOMENDACIÓN DE USO / RECOMMENDED USE



CARACTERÍSTICAS TÉCNICAS / TECHNICAL FEATURES



RESISTE

ISO 10545-17



INF. 0,5%

ISO 10545-5



5

ISO 10545-14




UA

ISO 10545-13




SUNDANCE ANTRACITA
44,5x69,3

DUR1800



SUNDANCE ANTRACITA
22x69,3

DUR1200



SUNDANCE PERLA
44,5x69,3

DUR1800



SUNDANCE PERLA
22x69,3

DUR1200




SUNDANCE ARENA
44,5x69,3

DUR1800



SUNDANCE ARENA
22x69,3

DUR1200




MOSAICO SUNDANCE
ANTRACITA
30x30

PESP500



MOSAICO SUNDANCE
PERLA
30x30

PESP500



MOSAICO SUNDANCE
ARENA
30x30

PESP500

LISTA EMBALAJE BASES / BASES PACKING LIST

MEDIDA SIZE	PIEZAS/CAJA PIECES/BOX	KG/CAJA KG/BOX	MEDIDA SIZE	CAJAS/PALLET BOXES/PALLET	KG/PALLET KG/PALLET
29,5x69,3	6	25,3	1,06	40	1.040
59,5x69,3	3	23,7	1,06	32	790
22x69,3	4	19,9	0,78	32	632
44,5x69,3	3	28,6	1,19	32	944

LISTA EMBALAJE DECORADOS / DECORS PACKING LIST

PIEZA PIECE	PIEZAS/CAJA PIECES/BOX	KG/CAJA KG/BOX
MOSAICO SUNDANCE 30x30	11	19,6
MALLA ZENYA 30x30	11	15,4



TRIBECA CONTEMPORARY STONE



FLOOR - TRIBECA ANTRACITA NATURAL 60x60

				60x60 30x60 15x60	NATURAL LAPATTO
--	--	--	--	-------------------------	--------------------

TRIBECA

CONTEMPORARY STONE



TRIBECA ANTRACITA NATURAL
60x60 DUR900



TRIBECA ANTRACITA LAPATTO
60x60 DUR1500



MOSAICO TRIBECA
ANTRACITA NATURAL
30x30 PESP500



MOSAICO TRIBECA
ANTRACITA LAPATTO
30x30 PESP500




TRIBECA ANTRACITA NATURAL
30x60 DUR1400




TRIBECA ANTRACITA LAPATTO
30x60 DUR1800



MOSAICO LINEAS
TRIBECA ANTRACITA
30x30 PESP800



TRIBECA ANTRACITA NATURAL
15x60 DUR2900




TRIBECA ANTRACITA LAPATTO
15x60 DUR3500



TRIBECA GRIS NATURAL
60x60 DUR900




TRIBECA GRIS LAPATTO
60x60 DUR1500



MOSAICO TRIBECA
GRIS NATURAL
30x30 PESP500




MOSAICO TRIBECA
GRIS LAPATTO
30x30 PESP500




TRIBECA GRIS NATURAL
30x60 DUR1400




TRIBECA GRIS LAPATTO
30x60 DUR1800



MOSAICO LINEAS
TRIBECA GRIS
30x30 PESP800



TRIBECA GRIS NATURAL
15x60 DUR2900



TRIBECA GRIS LAPATTO
15x60 DUR3500

TRIBECA

CONTEMPORARY STONE



TRIBECA TERRA NATURAL 60x60 DUR900




TRIBECA TERRA LAPATTO 60x60 DUR1500



MOSAICO TRIBECA TERRA NATURAL 30x30 PESP500




MOSAICO TRIBECA TERRA LAPATTO 30x30 PESP500




TRIBECA TERRA NATURAL 30x60 DUR1400




TRIBECA TERRA LAPATTO 30x60 DUR1800



MOSAICO LINEAS TRIBECA TERRA 30x30 PESP800



TRIBECA TERRA NATURAL 15x60 DUR2900



TRIBECA TERRA LAPATTO 15x60 DUR3500

RECOMENDACIÓN DE USO / RECOMMENDED USE



RESISTE
ISO 10545-12



INF. 0.5%
ISO 10545-3



5
ISO 10545-14




UA
ISO 10545-13

CARACTERÍSTICAS TÉCNICAS / TECHNICAL FEATURES



TRIBECA HIELO NATURAL 60x60 DUR900




TRIBECA HIELO LAPATTO 60x60 DUR1500




MOSAICO TRIBECA HIELO NATURAL 30x30 PESP500



MOSAICO TRIBECA HIELO LAPATTO 30x30 PESP500




TRIBECA HIELO NATURAL 30x60 DUR1400




TRIBECA HIELO LAPATTO 30x60 DUR1800



MOSAICO LINEAS TRIBECA HIELO 30x30 PESP800



TRIBECA HIELO NATURAL 15x60 DUR2900




TRIBECA HIELO LAPATTO 15x60 DUR3500

LISTA EMBALAJE BASES / BASES PACKING LIST

PIEDRA / PIECE	PIEZAS/CAJA / PIECES/BOX	KG/CAJA / KG/BOX	M ² /CAJA / M ² /BOX	CAJAS/PALLET / BOXES/PALLET	KG/PALLET / KG/PALLET
15x60	8	17	0,72	64	1.090
30x60	6	23,3	1,08	40	955
60x60	3	23,3	1,08	40	955

LISTA EMBALAJE DECORADOS / DECORS PACKING LIST

PIEDRA / PIECE	PIEZAS/CAJA / PIECES/BOX	KG/CAJA / KG/BOX
MOSAICOS TRIBECA 30x30	11	21,1
MOSAICO LINEAS 30x30	11	20



KEY #2
High performance for a hard life

EVOLUTION



RECOMENDACIÓN DE USO
RECOMMENDED USE

A


CARACTERÍSTICAS TÉCNICAS
TECHNICAL FEATURES

RESISTE
ISO 10545/12


RF 43%
ISO 10545/3

S
ISO 10545/14


MA
ISO 10545/13




CASA LIGHT
60x60



DUR825



CASA BEIGE
60x60



DUR825

LISTA EMBALAJE BASES / BASES PACKING LIST

MEDIDA SIZE	PIEZAS/CAJA PIECES/BOX	KG/CAJA KG/BOX	MEDIDA SIZE	CAJAS/PALLET BOXES/PALLET	KG/PALLET KG/PALLET
60x60	4	32,8	1,44	32	1.070

DURSTONE 75



FLOOR - NÓRDICA GRAFITO 30x60 / WALL - NÓRDICA BLANCO 30x60 - MALLA LOGO GRAFITO 30x30 - PERFIL INOX 1x100

NÓRDICA EVOLUTION



FLOOR - NÓRDICA RAME 75x75 / WALL - MOSAICO HEX NÓRDICA RAME 30x30

		75x75 60x60 37.5x75 30x60	LAPATTO
--	--	------------------------------------	---------



NÓRDICA BLANCO
75x75 DUR2000



NÓRDICA BLANCO
60x60 DUR1300



NÓRDICA BLANCO
30x60 DUR1400



NÓRDICA BLANCO
37.5x75 DUR2100



NÓRDICA GRAFITO
75x75 DUR2000



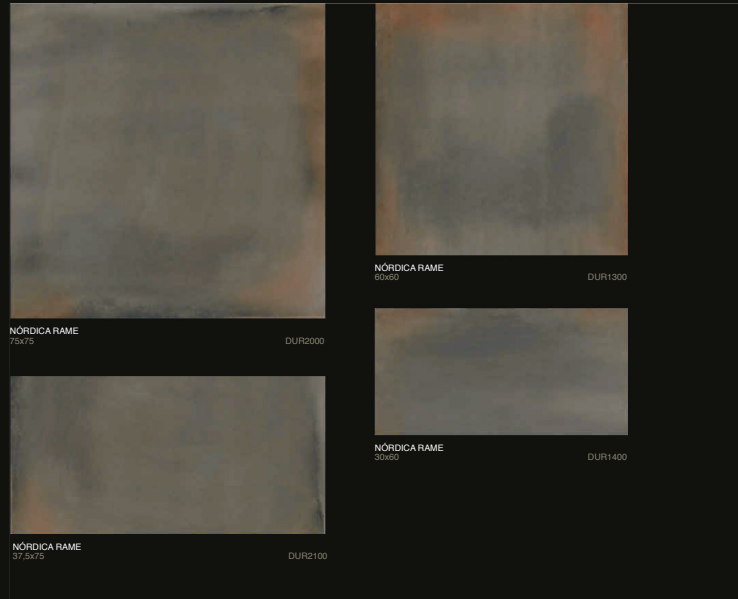
NÓRDICA GRAFITO
60x60 DUR1300



NÓRDICA GRAFITO
30x60 DUR1400



NÓRDICA GRAFITO
37.5x75 DUR2100



RECOMENDACIÓN DE USO / RECOMMENDED USE



CARACTERÍSTICAS TÉCNICAS / TECHNICAL FEATURES



RESISTE

ISO 10545-19



INF. 0.5%

ISO 10545-9




5

ISO 10545-14




UA

ISO 10545-13



MALLA LOGO
GRAFITO
30x30

PESP1700




MOSAICO HEX NÓRDICA
GRAFITO
30x30

PESP1400



MALLA LOGO
RAME
30x30

PESP1700



MOSAICO HEX NÓRDICA
RAME
30x30


PESP1400


LISTA EMBALAJE BASES / BASES PACKING LIST

MEDIDA SIZE	PIEZAS/CAJA PIECES/BOX	KG/CAJA KG/BOX	MEDIDA SIZE/BOX	CAJAS/PALLET BOXES/PALLET	KG/PALLET KG/PALLET
30x30	6	25,3	1,08	40	1.023
37.5x75	4	24,6	1,11	42	1.023
60x60	3	24,6	1,08	32	802
75x75	2	24,6	1,13	42	1.045


LISTA EMBALAJE DECORADOS / DECORS PACKING LIST

MEDIDA SIZE	PIEZAS/CAJA PIECES/BOX	KG/CAJA KG/BOX	MEDIDA SIZE/BOX	CAJAS/PALLET BOXES/PALLET	KG/PALLET KG/PALLET
MOSAICO HEX NÓRDICA 30x30	11	23			
MALLA LOGO RAME 30x30	11	20,2			






POLARIS NEGRO 60x60 DUR2800



MALLA IRIS SILVER 30x30 PESP1400



POLARIS NEGRO 30x60 DUR3300



MOSAICO POLARIS 30x30 PESP2000

RECOMENDACIÓN DE USO / RECOMMENDED USE



CARACTERÍSTICAS TÉCNICAS / TECHNICAL FEATURES



RESISTE

ISO 10545-12



INF. 0.5%

ISO 10545-9




5

ISO 10545-14




UA


ISO 10545-13



POLARIS BLANCO 60x60 DUR2100



MALLA IRIS SILVER 30x30 PESP1400



POLARIS BLANCO 30x60 DUR2700



MOSAICO POLARIS 30x30 PESP2000

LISTA EMBALAJE BASES / BASES PACKING LIST

MEDIDA / SIZE	PIEZAS/CAJA / PIECES/BOX	KGS/CAJA / KGS/BOX	M2/CAJA / M2/BOX	CAJAS/PALLET / BOXES/PALLET	KGS/PALLET
30x60	6	23,3	1,08	40	955
60x60	3	23,3	1,08	40	955

LISTA EMBALAJE DECORADOS / DECORS PACKING LIST

PIEZA / PIECE	PIEZAS/CAJA / PIECES/BOX	KGS/CAJA / KGS/BOX
MALLA IRIS SILVER 30x30	11	14,6
MOSAICO POLARIS 30x30	11	21,5



ROCK EVOLUTION




FLOOR - ROCK NEGRO 60x60 / WALL - ROCK BLANCO 30x60 - ROCK NEGRO 15x60 - MALLA MURO ROCK NEGRO 30x30






ROCK BLANCO 60x60 DUR1900



ROCK BLANCO 30x60 DUR2200



ROCK BLANCO 15x60 DUR3600

RECOMENDACIÓN DE USO / RECOMMENDED USE



CARACTERÍSTICAS TÉCNICAS / TECHNICAL FEATURES



RESISTE
ISO 10545-12




INF. 0.5%
ISO 10545-3




5
ISO 10545-14




UA
ISO 10545-13



ROCK NEGRO 60x60 DUR1500



ROCK NEGRO 30x60 DUR1900



ROCK NEGRO 15x60 DUR3600



MALLA ROCK NEGRO 30x30 PESP1300



MALLA MURO ROCK NEGRO 30x30 PESP1300

LISTA EMBALAJE BASES / BASES PACKING LIST

MEDIDA / SIZE	PIEZAS/CAJA / PIECES/BOX	KG/CAJA / KG/BOX	MEDIDA / MEDIAN	CAJAS/PALLET / BOXES/PALLET	KG/PALLET / KG/PALLET
15x60	8	18	0,72	64	1035
30x60	8	31,5	1,44	32	1.028
60x60	4	31,5	1,44	32	1.028

LISTA EMBALAJE DECORADOS / DECORS PACKING LIST

PIEZA / PIECE	PIEZAS/CAJA / PIECES/BOX	KG/CAJA / KG/BOX
MALLA MURO ROCK 30x30	6	8,6
MALLA ROCK 30x30	11	23



FLOOR - SUPER BLANCO 80x80

SUPER EVOLUTION



FLOOR - SUPER BLANCO 60x60 - SUPER NEGRO 60x60

		<p>80x80 60x60 30x60</p>	<p>POLISHED</p>
---	---	----------------------------------	-----------------

SUPER

EVOLUTION



SUPER NEGRO
80x80

DUR3200




SUPER NEGRO
60x60

DUR1600



SUPER NEGRO
30x80


DUR2100



MALLA SUPER
MULTICOLOR 1

30x30

PESP500



MALLA SUPER
MULTICOLOR 2

30x30


PESP500



MALLA SUPER
MULTICOLOR 3


30x30

PESP1300



SUPER BLANCO
80x80

DUR2100




SUPER BLANCO
60x60

DUR1200



SUPER BLANCO
30x80


DUR1500



MALLA SUPER
MULTICOLOR 1

30x30

PESP500



MALLA SUPER
MULTICOLOR 2

30x30

PESP500



MALLA SUPER
MULTICOLOR 3

30x30

PESP1300

RECOMENDACIÓN DE USO / RECOMMENDED USE

SUPER NEGRO NO RECOMENDADO EN COCINAS
SUPER NEGRO NOT RECOMMENDED IN KITCHENS



CARACTERÍSTICAS TÉCNICAS / TECHNICAL FEATURES



RESISTE
ISO 10545-17



INF. 0,5%
ISO 10545-3



5
ISO 10545-14



UA
ISO 10545-13


LISTA EMBALAJE BASES / BASES PACKING LIST


MEDIDA SIZE	PEZAS/CAJA PIECES/BOX	KG/CAJA KG/BOX	MEDIDA MEDIDA BOX/PALLET	CAJAS/PALLET BOXES/PALLET	KG/PALLET KG/PALLET
BLA 30x60	8	30	1,44	32	960
BLA 60x60	4	30	1,44	32	960
BLA 80x80	2	30	1,28	36	1.100

MEDIDA SIZE	PEZAS/CAJA PIECES/BOX	KG/CAJA KG/BOX	MEDIDA MEDIDA BOX/PALLET	CAJAS/PALLET BOXES/PALLET	KG/PALLET KG/PALLET
NEG 30x60	8	34	1,44	32	1.108
NEG 60x60	4	34	1,44	32	1.108
NEG 80x80	2	34	1,28	37	1.278


LISTA EMBALAJE DECORADOS / DECORS PACKING LIST

MEDIDA SIZE	PEZAS/CAJA PIECES/BOX	KG/CAJA KG/BOX
MALLAS SUPER 30x30	11	18,7







TITÁN HIELO
60x60 DUR800



MOSAICO HEX TITÁN
HIELO
30x30 PESP1400




TITÁN HIELO PULIDO
60x60 DUR1100




TITÁN HIELO
30x60 DUR950



MOSAICO TITÁN
HIELO
30x30 PESP500



TITÁN HIELO PULIDO
30x60 DUR1500



MOSAICO TITÁN
HIELO PULIDO
30x30 PESP500



TITÁN HIELO
15x60 DUR2600



TITÁN HIELO
5x60 DUR4600



TITÁN MARFIL
60x60 DUR800



MOSAICO HEX TITÁN
MARFIL
30x30 PESP1400



TITÁN MARFIL PULIDO
60x60 DUR1100




TITÁN MARFIL
30x60 DUR950



MOSAICO TITÁN
MARFIL
30x30 PESP500




TITÁN MARFIL PULIDO
30x60 DUR1500



MOSAICO TITÁN
MARFIL PULIDO
30x30 PESP500



TITÁN MARFIL
15x60 DUR2600



TITÁN MARFIL
5x60 DUR4600




TITÁN GRIS 60x60 DUR800



MOSAICO HEX TITÁN GRIS 30x30 PESP1400




TITÁN GRIS PULIDO 60x60 DUR1100



TITÁN GRIS 30x60 DUR950




MOSAICO TITÁN GRIS 30x30 PESP500



TITÁN GRIS PULIDO 30x60 DUR1500



MOSAICO TITÁN GRIS PULIDO 30x30 PESP500



TITÁN GRIS 15x60 DUR2600



TITÁN GRIS 5x60 DUR4600

RECOMENDACIÓN DE USO / RECOMMENDED USE



RESISTE
ISO 10545-11



INF. 0,5%
ISO 10545-3




5
ISO 10545-14



UA
ISO 10545-13


CARACTERÍSTICAS TÉCNICAS / TECHNICAL FEATURES




TITÁN GRAFITO 60x60 DUR800



MOSAICO HEX TITÁN GRAFITO 30x30 PESP1400



TITÁN GRAFITO PULIDO 60x60 DUR1100



TITÁN GRAFITO 30x60 DUR950




MOSAICO TITÁN GRAFITO 30x30 PESP500




TITÁN GRAFITO PULIDO 30x60 DUR1500



MOSAICO TITÁN GRAFITO PULIDO 30x30 PESP500



TITÁN GRAFITO 15x60 DUR2600



TITÁN GRAFITO 5x60 DUR4600

LISTA EMBALAJE BASES / BASES PACKING LIST

MEDIDA SIZE	PIEZAS/CAJA PIECES/BOX	KG/CAJA KG/BOX	M2/CAJA M2/BOX	CAJAS/PALLET BOXES/PALLET	KG/PALLET KG/PALLET
6x60	32	21,4	0,96	64	1.383
15x60	8	16	0,72	64	1.025
30x60	6	25,6	1,08	48	1.230
60x60	3	24,7	1,08	40	960

LISTA EMBALAJE DECORADOS / DECORS PACKING LIST


PIEZA PIECE	PIEZAS/CAJA PIECES/BOX	KG/CAJA KG/BOX
MOSAICO TITÁN 30x30	11	23
MOSAICO HEX TITÁN 30x30	11	16,24



UNITED COLOURS EVOLUTION




FLOOR - UNITED NEGRO 60x60 - UNITED BLANCO 60x60 / WALL - UNITED NEGRO 30x60 - UNITED BLANCO 30x60



UNITED COLOURS

EVOLUTION




UNITED COLOURS NEGRO MATE 30x30 DUR1300



UNITED COLOURS NEGRO MATE 30x30 DUR1500



MALLA UNITED COLOURS MULTICOLOR 1 30x30 PESP500




MALLA UNITED COLOURS MULTICOLOR 2 30x30 PESP500




MALLA SUPER MULTICOLOR 3 30x30 PESP1300




UNITED COLOURS BLANCO MATE 30x30 DUR1300



UNITED COLOURS BLANCO MATE 30x30 DUR1500



MALLA UNITED COLOURS MULTICOLOR 1 30x30 PESP500



MALLA UNITED COLOURS MULTICOLOR 2 30x30 PESP500



MALLA SUPER MULTICOLOR 3 30x30 PESP1300

RECOMENDACIÓN DE USO / RECOMMENDED USE



CARACTERÍSTICAS TÉCNICAS / TECHNICAL FEATURES



RESISTE

ISO 10648-1



INF. 0,5%

ISO 10648-2



5

ISO 10648-14



UA

ISO 10648-13

LISTA EMBALAJE BASES / BASES PACKING LIST

MEDIDA / SIZE	PIEZAS/CAJA / PIECES/BOX	KG/CAJA / KG/BOX	MEDIDA / MEDIDA / BOX/PALLETT	CAJA/PALLET / BOX/PALLETT	KG/PALLET / KG/PALLETT
30x30 NEG	6	23,88	1,08	40	975
60x60 NEG	3	24,3	1,08	32	798
30x30 BLA	8	30,9	1,44	32	1.000
60x60 BLA	4	30,9	1,44	32	1.000

LISTA EMBALAJE DECORADOS / DECORS PACKING LIST

PIEZA / PIECE	PIEZAS/CAJA / PIECES/BOX	KG/CAJA / KG/BOX
MALLAS UNITED 30x30	11	23
MALLA SUPER 30x30	11	23



KEY #3
Everlasting marble

NEW CLASSIC



ABSOLUT NEW CLASSIC



FLOOR · ABSOLUT MARRÓN 60x60 · ABSOLUT BEIGE 60x60



60x60
30x60
POLISHED




PALACE DECOR
60x60



ABSOLUT MARRÓN
60x60



MALLA ABSOLUT MARRÓN
30x30



ABSOLUT MARRÓN
30x30

RECOMENDACIÓN DE USO / RECOMMENDED USE

B

CARACTERÍSTICAS TÉCNICAS / TECHNICAL FEATURES



RESISTE
ISO 10545-10



INF. 0.5%
ISO 10545-9




5
ISO 10545-14



GA
ISO 10545-13



PALACE DECOR
60x60



ABSOLUT BEIGE
60x60



MALLA ABSOLUT BEIGE
30x30



ABSOLUT BEIGE
30x30

LISTA EMBALAJE BASES / BASES PACKING LIST


MEDIDA SIZE	PIEZAS/CAJA PIECES/BOX	KG/CAJA KG/BOX	M2/CAJA M2/BOX	CAJAS/PALLET BOXES/PALLET	KG/PALLET KG/PALLET
30x60	8	32	1,44	32	1,044
60x60	4	32	1,44	32	1,070

LISTA EMBALAJE DECORADOS / DECORS PACKING LIST


PIEZA PIECE	PIEZAS/CAJA PIECES/BOX	KG/CAJA KG/BOX
MALLA ABSOLUT 30x30	11	17,4
PALACE LINEAL DECOR 60x60	5	26



BOTTICINO NEW CLASSIC



FLOOR - BOTTICINO ARENA 60x60 / WALL - BOTTICINO ARENA 30x60




BOTTICINO

NEW CLASSIC



BOTTICINO ANTRACITA
60x60

DUR2100




BOTTICINO MARFIL
60x60

DUR2100



BOTTICINO NOCE
60x60

DUR2100



BOTTICINO ANTRACITA
30x60

DUR2500




BOTTICINO MARFIL
30x60

DUR2500



BOTTICINO NOCE
30x60

DUR2500




MALLA BOTTICINO
ANTRACITA/MARFIL
30x30

PESP500



MALLA BOTTICINO
ARENA/NOCE
30x30

PESP500



MALLA BOTTICINO
ARENA/OCRE
30x30

PESP500

RECOMENDACIÓN DE USO / RECOMMENDED USE



CARACTERÍSTICAS TÉCNICAS / TECHNICAL FEATURES



RESISTE

ISO 10545-12



INF. 0.5%

ISO 10545-9



5

ISO 10545-14



GA

ISO 10545-13




ROYALE DECOR
60x60

PESP7300




BOTTICINO OCRE
60x60

DUR2100




BOTTICINO ARENA
60x60

DUR2100




BOTTICINO OCRE
30x60

DUR2500




BOTTICINO ARENA
30x60

DUR2500




MALLA BOTTICINO
ANTRACITA/MARFIL
30x30

PESP500



MALLA BOTTICINO
ARENA/NOCE
30x30

PESP500



MALLA BOTTICINO
ARENA/OCRE
30x30

PESP500

LISTA EMBALAJE BASES / BASES PACKING LIST

MEDIDA SIZE	PIEZAS/CAJA PIECES/BOX	KG/CAJA KG/BOX	M2/CAJA M2/BOX	CAJAS/PALLET BOXES/PALLET	KG/PALLET KG/PALLET
30x60	8	32,8	1,44	32	1.070
60x60	4	32	1,44	32	1.070


LISTA EMBALAJE DECORADOS / DECORS PACKING LIST

PIEZA PIECE	PIEZAS/CAJA PIECES/BOX	KG/CAJA KG/BOX
ROYALE LINEAL/DECOR 60x60	3	26
MALLA BOTTICINO 30x60	11	23





DUCALE CREMA 60x60 DUR2300



DUCALE CREMA 30x60 DUR2700



MALLA DUCALE CREMA 30x30 FESP1500



MALLA LUX MARRÓN 30x30 FESP1500

RECOMENDACIÓN DE USO / RECOMMENDED USE



CARACTERÍSTICAS TÉCNICAS / TECHNICAL FEATURES



RESISTE

ISO 10545-12



INF. 0.5%

ISO 10545-5



5

ISO 10545-14




GA

ISO 10545-13



DUCALE EUROPA 60x60 DUR2300



DUCALE EUROPA 30x60 DUR2700



MALLA DUCALE EUROPA 30x30 FESP1500



MALLA LUX MARRÓN 30x30 FESP1500

LISTA EMBALAJE BASES / BASES PACKING LIST

MEDIDA (cm)	PIEZAS/CAJA (PIECES/BOX)	KG/CAJA (KG/BOX)	MEDIDA (cm)	CAJAS/PALET (BOXES/PALLET)	KG/PALET (KG/PALLET)
30x60	6	28,5	1,08	40	1.071
60x60	3	24,7	1,08	32	905

LISTA EMBALAJE DECORADOS / DECORS PACKING LIST

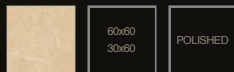
PIEZA (PIECE)	PIEZAS/CAJA (PIECES/BOX)	KG/CAJA (KG/BOX)
MALLA DUCALE 30x30	11	23
MALLA LUX 30x30	11	15,8



FLOOR - MARBLE MARFIL 60x60 / WALL - MARBLE MARFIL 30x60 - MALLA MARBLE MARFIL 30x30

MARBLE

NEW CLASSIC



RECOMENDACIÓN DE USO / RECOMMENDED USE

B


CARACTERÍSTICAS TÉCNICAS / TECHNICAL FEATURES

RESISTE ISO 10545/12

RF 42% ISO 10545/3


S ISO 10545/14

MA ISO 10545/13




MARBLE MARFIL 60x60

DUR1200



MARBLE MARFIL 60x60

DUR1500



MALLA MARBLE MARFIL 30x30

F.ESF1500

LISTA EMBALAJE BASES / BASES PACKING LIST

MEDIDA / SIZE	PIEZAS/CAJA / PIECES/BOX	KG/CAJA / KG/BOX	M2/CAJA / M2/BOX	CAJAS/PALLET / BOXES/PALLET	KG/PALLET / KG/PALLET
30x60	8	30,5	1,44	32	996
60x60	4	30,5	1,44	32	996

LISTA EMBALAJE DECORADOS / DECORS PACKING LIST

PIEZA / PIECE	PIEZAS/CAJA / PIECES/BOX	KG/CAJA / KG/BOX
MALLA MARBLE 30x30	11	23

DURSTONE 119



MARMI NEW CLASSIC



FLOOR - MARMI CARRARA 60x60 - MARMI PORTORO 60x60







MARMI PORTORO 50x50 DUR3700




MARMI CARRARA 50x50 DUR2100




MARMI PORTORO 30x60 DUR4200



MALLA MARMI PORTORO 30x30 PESP1300



MARMI CARRARA 30x60 DUR2500



MALLA MARMI CARRARA 30x30 PESP800

RECOMENDACIÓN DE USO / RECOMMENDED USE

B

CARACTERÍSTICAS TÉCNICAS / TECHNICAL FEATURES



RESISTE ISO 10545-12



INF. 0.5% ISO 10545-3



5 ISO 10545-14



GA ISO 10545-13




VENDOME DECOR 50x50 PESP7300



CENEFA PORTORO NERO 12x30 PESP2000



TACO PORTORO NERO 12x12 PESP900



MALLA MARMI MULTICOLOR 30x30 PESP1300

LISTA EMBALAJE BASES / BASES PACKING LIST

MEDIDA (cm)	PIEZAS/CAJA (PIECES/BOX)	KG/CAJA (KG/BOX)	M3/CAJA (M3/BOX)	CAJAS/PALLET (BOXES/PALLET)	KG/PALLET (KG/PALLET)
30x60	8	32,5	1,44	32	1,070
60x60	4	32	1,44	32	1,070

LISTA EMBALAJE DECORADOS / DECORS PACKING LIST

PIEZA (PIECE)	PIEZAS/CAJA (PIECES/BOX)	KG/CAJA (KG/BOX)	PIEZA (PIECE)	PIEZAS/CAJA (PIECES/BOX)	KG/CAJA (KG/BOX)
TACO PORTORO NERO 12x12	4	4,8	VENDOME DECOR 60x60	3	28
CENEFA PORTORO NERO 12x30	10	16	MALLAS MARMI 30x30	11	19



RECOMENDACIÓN DE USO
RECOMMENDED USE

B

CARACTERÍSTICAS TÉCNICAS
TECHNICAL FEATURES

RESISTE
ISO 10545/12

RF 42%
ISO 10545/3

S
ISO 10545/14

MA
ISO 10545/13

MARQUIS CREMA
60x60

DUR850


MARQUIS NOCE
60x60

DUR850

LISTA EMBALAJE BASES / BASES PACKING LIST

MEDIDA SIZE	PIEZAS/CAJA PIECES/BOX	KG/CAJA KG/BOX	M2/CAJA M2/BOX	CAJAS/PALET BOXES/PALLET	KG/PALET KG/PALLET
60x60	4	32,5	1,44	32	1.080

DURSTONE 125




FLOOR - NOBILE MARFIL 60 x 60 / WALL - NOBILE MARFIL 30x60 - MALLA LYS 30x30

NOBILE NEW CLASSIC



FLOOR - NOBILE GRIS 80x80 / WALL - NOBILE GRIS 20x80 - MALLA GALILEA 30x30

		80x80 60x60 40x80 30x60 20x80	POLISHED
---	---	---	----------




NOBILE GRIS
80x80 DUR3200




NOBILE GRIS
40x80 DUR3200




NOBILE GRIS
20x80 DUR3200




NOBILE GRIS
60x60 DUR2100



NOBILE GRIS
30x60 DUR2500



MALLA GALILEA
33x33 PESP2300



MALLA LYS
30x30 PESP1500



NOBILE MARFIL
80x80

DUR3200



NOBILE MARFIL
40x80

DUR3200



NOBILE MARFIL
20x80

DUR3200

RECOMENDACIÓN DE USO / RECOMMENDED USE



CARACTERÍSTICAS TÉCNICAS / TECHNICAL FEATURES



REBITE
ISO 10545:12



WF 0,5%
ISO 10545:3



F 5
ISO 10545:14



UA
ISO 10545:13




NOBILE MARFIL
60x60

DUR2100




NOBILE MARFIL
30x60

DUR2500



MALLA GALILEA
30x30 PESP2300



MALLA LYS
30x30 PESP1500

LISTA EMBALAJE BASES / BASES PACKING LIST

MEDIDA SIZE	PIEZAS/CAJA PIECES/BOX	KG/CAJA KG/BOX	M ² /CAJA M ² /BOX	CAJA/PALET BOX/PALET	KG/PALET KG/PALET
20x80	8	31	1,28	36	1.151
30x60	8	35	1,44	32	1.140
40x80	4	30,2	1,28	43	1.310
60x60	2	31	1,28	36	1.136
60x80	4	33,1	1,44	32	993

LISTA EMBALAJE DECORADOS / DECORS PACKING LIST

PIEZA PIECE	PIEZAS/CAJA PIECES/BOX	KG/CAJA KG/BOX
MALLA GALILEA 30x30	11	19,03
MALLA LYS 30x30	11	17,5



FLOOR - PREMIUM BRONCE 60x60

PREMIUM NEW CLASSIC



FLOOR - PREMIUM ASH 60x60 / WALL - PREMIUM ASH 40x80 - MALLA GLAM NEGRO 30X30

										60x60																																																																																									
										40x80																																																																																									
										POLISHED																																																																																									

PREMIUM

NEW CLASSIC



PREMIUM GRIS
60x60

DUR850




PREMIUM ASH
60x60

DUR850



PREMIUM BRONCE
60x60

DUR850



PREMIUM MARFIL
60x60

DUR850

RECOMENDACIÓN DE USO / RECOMMENDED USE

B

CARACTERÍSTICAS TÉCNICAS / TECHNICAL FEATURES



REBITE

ISO 10545-12



NF 0,5%

ISO 10545-3




5

ISO 10545-14




UA

ISO 10545-13




PREMIUM BLANCO
40x60

DUR1675




PREMIUM ASH
40x60

DUR1675




PREMIUM MARFIL
40x60

DUR1675



MALLA GLAM
NEGRO
30x30

PESP1600



MALLA GLAM
MARRÓN
30x30

PESP1600

LISTA EMBALAJE BASES / BASES PACKING LIST

MEDIDA SIZE	PIEZAS/CAJA PIECES/BOX	KG/CAJA KG/BOX	M ² /CAJA M ² /BOX	CAJA/PALET BOX/PALET	KG/PALET KG/PALET
40x60	5	37,5	1,6	42	1,575
60x60	4	32	1,44	32	1,045

LISTA EMBALAJE DECORADOS / DECORS PACKING LIST

PIEZA PIECE	PIEZAS/CAJA PIECES/BOX	KG/CAJA KG/BOX
MALLA GLAM 30x30	11	17,5






CHELSEA NATURE LINE



FLOOR - CHELSEA ASH 20x120



CHELSEA

NATURE LINE



RECOMENDACIÓN DE USO / RECOMMENDED USE



CARACTERÍSTICAS TÉCNICAS / TECHNICAL FEATURES



RESISTE
ISO 10648-12



INF. 0.5%
ISO 10648-6



5
ISO 19442-14



UA
ISO 10648-13




CHELSEA TEAK
20x120

DUR1600



TACO CHELSEA
TEAK
20x20 PESP1600



CHELSEA ASH
20x120

DUR1600



TACO CHELSEA
ASH
20x20 PESP1600

LISTA EMBALAJE BASES / BASES PACKING LIST

MEDIDA SIZE	PIEZAS/CAJA PIECES/BOX	KGS/CAJA KGS/BOX	MEDIDA SIZE	CAJAS/PALLET BOXES/PALLET	KGS/PALLET KGS/PALLET
20x120	4	28	0,96	39	1.098

LISTA EMBALAJE DECORADOS / DECORS PACKING LIST

PIEZA PIECE	PIEZAS/CAJA PIECES/BOX	KGS/CAJA KGS/BOX
TACO CHELSEA 20x20	25	17,6



FLOOR - HAMPTONS WALNUT 24,8x100 - BAY WALNUT 24,8x100

HAMPTONS NATURE LINE



FLOOR - HAMPTONS ASH 24,8x100



HAMPTONS

NATURE LINE



HAMPTONS WHITE
24,8x100

DUR2700



HAMPTONS HONEY
24,8x100

DUR2700




HAMPTONS ASH
24,8x100

DUR2700



HAMPTONS TEAK
24,8x100

DUR2700



HAMPTONS BLACK
24,8x100

DUR2700



HAMPTONS WALNUT
24,8x100

DUR2700

RECOMENDACIÓN DE USO / RECOMMENDED USE



RESISTE

ISO 10545-12



INF. 0,5%

ISO 10545-3



5

ISO 10545-14



UA

ISO 10545-13

CARACTERÍSTICAS TÉCNICAS / TECHNICAL FEATURES



HAMPTONS ASH ANTISLIP
24,8x100

DUR3000



HAMPTONS TEAK ANTISLIP
24,8x100

DUR3000

LISTA EMBALAJE BASES / BASES PACKING LIST

MEDIDA	PIEZAS/CAJA	KG/CAJA	MEDIDA	CAJAS/PALLET	KG/PALLET
SIZE	PIECES/BOX	KG/BOX	SIZE	BOXES/PALLET	KG/PALLET
24,8x100	3	19,5	0,74	40	800



RECOMENDACIÓN DE USO / RECOMMENDED USE: **A**

CARACTERÍSTICAS TÉCNICAS / TECHNICAL FEATURES: RESISTE (ISO 10545/12), INFLAM. (ISO 10545/3), S (ISO 10545/14), MA (ISO 10545/13)

CE R10

CE R10

OLMO CARAMELO 15x90 DUR2600


CE R10

OLMO TABACO 15x90 DUR2600

LISTA EMBALAJE BASES / BASES PACKING LIST

MEDIDA / SIZE	PIEZAS/CAJA / PIECES/BOX	KG/CAJA / KG/BOX	MEDIDA / SIZE	CAJAS/PALLET / BOXES/PALLET	KG/PALLET / KG/PALLET
14,5x89,3	8	26	1,04	48	1.268

DURSTONE 147



 **KEY #5**
Bright spaces

WALLS 



WALL - GLACIER MATE 30x90 - PERFIL INOX MATE 1x100 - DECOR OPTIC 30x90 / FLOOR - UNITED COLORS NEGRO 60x60

GLACIER / SNOW WALLS



WALL - SNOW BRILLO 30x60 - MALLA LUX NEGRO 30x30

	30x90 30x60	SATIN GLOSSY
--	----------------	-----------------

GLACIER / SNOW

WALLS



GLACIER BRILLO
30x90 DUR900




DECOR OPTIC
30x90 PESP5000




GLACIER MATE
30x90 DUR900



DECOR CUCINA
30x90 PESP5000




DECOR TREND
30x90 PESP5900



MALLA LUX NEGRO
30x30 PESP1500



SNOW BRILLO
30x60 DUR100



MOSAICO TREND
31,6x31,6 PESP800



SNOW MATE
30x60 DUR100

PERFIL INOX BRILLO
1x100 PESP200


PERFIL INOX MATE
1x100 PESP200

LISTA EMBALAJE BASES / BASES PACKING LIST

MEDIDA SIZE	PIEZAS/CAJA PIECES/BOX	KG/CAJA KG/BOX	M2/CAJA M2/BOX	CAJAS/PALET BOXES/PALLET	KG/PALET KG/PALLET
30x90	6	18,4	1,08	60	1.120
29,5x89,3	3	16	0,78	90	1.440


LISTA EMBALAJE DECORADOS / DECORS PACKING LIST

PIEZA PIECE	PIEZAS/CAJA PIECES/BOX	KG/CAJA KG/BOX
PERFILES INOX 1x100	50	1
FRESDIDO/INOPTIC 29,5x89,3	3	16
MOSAICO TREND 31,6x31,6	4	7,1
MALLA LUX 30x30	11	17,4





CMNT



FLOOR: HEX CMNT BLANCO 15x15 - HEX CMNT GRIS 15x15 - HEX CMNT ANTRACITA 15x15 - CMNT GRIS 75x75 / WALL: W CMNT ASH 6.5x20





HEX CMNT
BLANCO
15x15 Q2000



HEX CMNT DECOR
COLOR 1
15x15 Q2050



HEX CMNT DECOR
COLOR 2
15x15 Q2050



HEX CMNT DECOR
COLOR 3
15x15 Q2050



HEX CMNT DECOR
COLOR 4
15x15 Q2050

HEX SET MODERNO 15x15 (conjunto decor 1, 2, 3 y 4): Q2600



HEX CMNT
GRIS
15x15 Q2000



HEX CMNT
ANTRACITA
15x15 Q2000



HEX CMNT DECOR
GRIS 1
15x15 Q2050



HEX CMNT DECOR
GRIS 2
15x15 Q2050



HEX CMNT DECOR
GRIS 3
15x15 Q2050



HEX CMNT DECOR
GRIS 4
15x15 Q2050

HEX SET VINTAGE GRIS 15x15 (conjunto decor 1, 2, 3 y 4): Q2600



HEX CMNT
OCRE
15x15 Q2000



HEX CMNT DECOR
OCRE 1
15x15 Q2050



HEX CMNT DECOR
OCRE 2
15x15 Q2050




HEX CMNT DECOR
OCRE 3
15x15 Q2050



HEX CMNT DECOR
OCRE 4
15x15 Q2050

HEX SET VINTAGE OCRE 15x15 (conjunto decor 1, 2, 3 y 4): Q2600

Todos los hexágonos se venden por m² / All hexagons are sold by m² / Tous les hexagones sont vendus au m²



W CMNT LIGHT
6,5x20 Q2050



W CMNT SAND
6,5x20 Q2050



W CMNT ASH
6,5x20 Q2050



W CMNT LAVA
6,5x20 Q2050



CANTONERA REDONDEADA
CMNT LIGHT
3,5x20 Q200

LISTA EMBALAJE BASES / BASES PACKING LIST

MEDIDA SIZE	PEZ/CAJA WEIGHT/BOX	KG/CAJA KG/BOX	M2/CAJA M2/BOX	CAJAS/PALET BOXES/PALET	KG/PALET KG/PALET
15x15	25	12,5	0,56	80	1.020
6,5x20	75	15,4	1,00	60	924



IS AN
OPEN-MINDED
DURSTONE
PROJECT

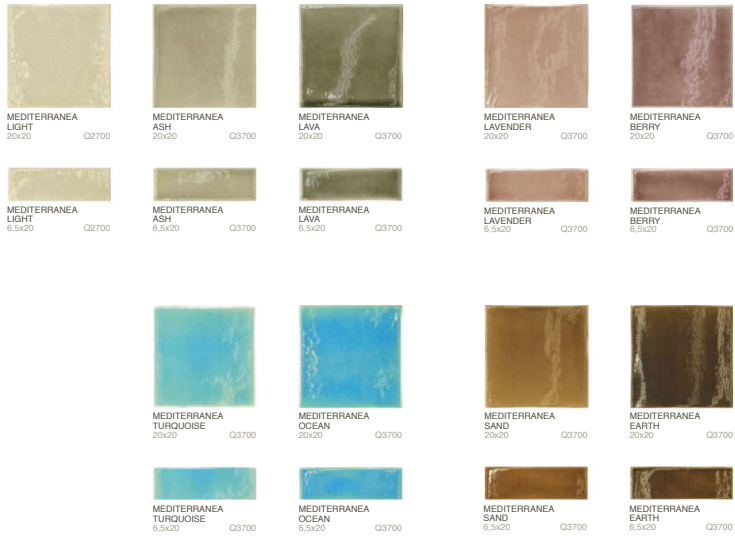


MEDITERRÁNEA 



WALL - MEDITERRÁNEA LIGHT 20x20 AND 6.5x20, MEDITERRÁNEA BERRY 20x20, DECORS TENDER LAVENDER 1,2 AND 3 20x20





MEDITERRÁNEA




DECOR CASCADE ASH
20x60,5

Q1550



DECOR CASCADE LAVENDER
20x60,5

Q1550




DECOR CASCADE TURQUOISE
20x60,5

Q1550





DECOR CASCADE SAND
20x60,5

Q1550



DECOR BLOOM SET 4
20x20



Q1550



CANTONERA REDONDEADA
MEDITERRANEA LIGHT
3,5x20

Q200

WALL - MEDITERRANEA LAVA 20x20 - DECOR BLOOM SET 4 20x20



LISTA EMBALAJE BASES / BASES PACKING LIST		KGD/CJA		M2/CJA		KG/PALET	
MEDIDA / SIZE	PIEZAS/CJA / PIECES/BOX	KGD/CJA / KGD/BOX	M2/CJA / M2/BOX	CAJA/PALET / BOX/PALET	KG/PALET / KG/PALET		
6,5x20	75	15,4	1	75	1.165		
20x20	25	14,35	1	75	1.086		

LISTA EMBALAJE DECORADOS / DECORS PACKING LIST		KGD/CJA		M2/CJA		KG/PALET	
PIEZA / PIECE	PIEZAS/CJA / PIECES/BOX	KGD/CJA / KGD/BOX	M2/CJA / M2/BOX	CAJA/PALET / BOX/PALET	KG/PALET / KG/PALET		
DECOR TENDER 20x20	8	4,6	0,32	40	190,2		
DECOR BLOOM 20x20	2	10,44	0,32	93	964,32		
DECOR CASCADE 20x60,5	4	7,8	0,5	90	243		





MODS WHITE
6,5x20 Q2050



MODS BONE
6,5x20 Q2050



MODS SOFT GREY
6,5x20 Q2050




MODS BEIGE
6,5x20 Q2050



MODS DEEP GREY
6,5x20 Q2050



MODS CRUDE
6,5x20 Q2050



MODS BLACK
6,5x20 Q2050



MODS CHOCOLATE
6,5x20 Q2050



CANTONERA REDONDEADA
MODS WHITE
3,5x20 Q200



DECOR PEAK WHITE
20x60,5 Q1550




DECOR PEAK BLACK
20x60,5 Q1550



DECOR NATURE WHITE
20x60,5 Q1550



DECOR NATURE BEIGE
20x60,5 Q1550



DECOR NATURE DEEP GREY
20x60,5 Q1550



DECOR NATURE CRUDE
20x60,5 Q1550



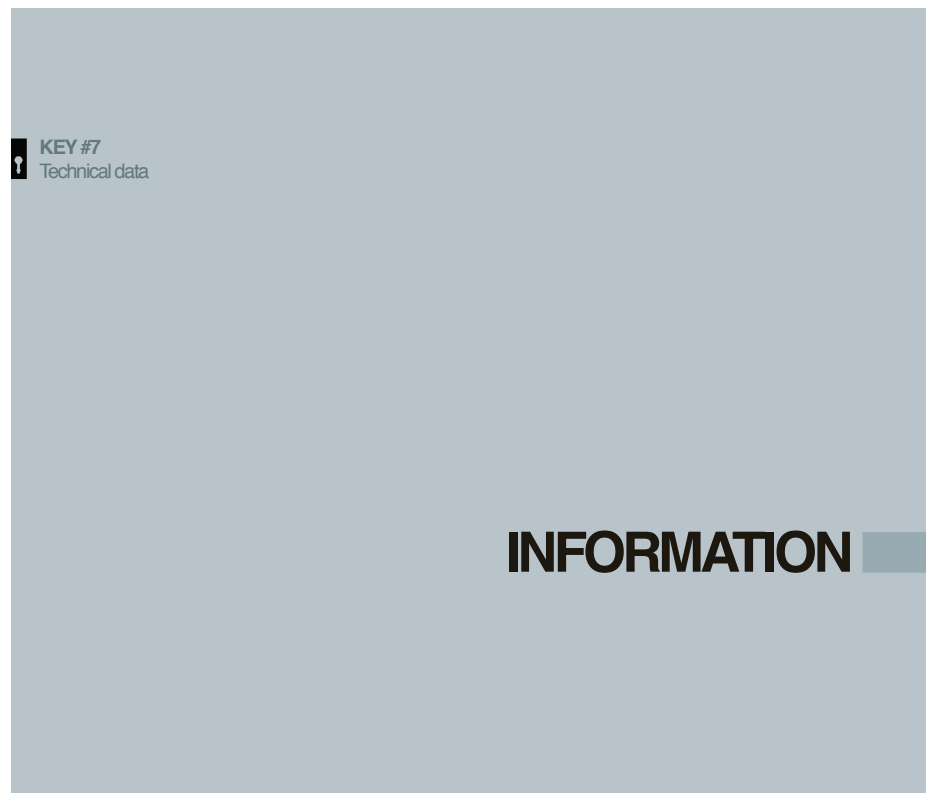
DECOR NATURE BLACK
20x60,5 Q1550

LISTA EMBALAJE BASES / BASES PACKING LIST

MEDIDA SIZE	PIEZAS/CAJA PIECES/BOX	KG/CAJA KG/BOX	M3/CAJA M3/BOX	CAJAS/PALLET BOXES/PALLET	KG/PALLET KG/PALLET
6,5x20	75	15,4	1	75	1.165

LISTA EMBALAJE DECORADOS / DECORS PACKING LIST

PIEZA PIECE	PIEZAS/CAJA PIECES/BOX	KG/CAJA KG/BOX	M3/CAJA M3/BOX	CAJAS/PALLET BOXES/PALLET	KG/PALLET KG/PALLET
DECOR NATURE 20x60,5	4	7,8	0,5	32	263
DECOR PEAK 20x60,5	4	7,8	0,5	30	243




INFORMATION

**PIEZA ESPECIAL
SPECIAL PIECE**



RODAPIÉ


7,3x60	PESP100
7,3x75	PESP400
7,3x80	PESP400
7,3x90	PESP400
8x100	PESP600
10x120	PESP900



**PELDAÑO
CANTO ROMO**


30X60	PESP1900
60X60	PESP2400
61x61x2	PESP2800
75X75	PESP5800
40X80	PESP3300
80X80	PESP5800
44,5X89,3	PESP3300
15X90	PESP2000
24,8X100	PESP4800
20X120	PES5000

* Piezas/caja: 16




**PELDAÑO
ANGULAR
CANTO ROMO**

30X60	PESP2300
60X60	PESP3300
61x61x2	PESP3700
75X75	PESP6000
40X80	PESP3400
80X80	PESP6000
44,5X89,3	PESP3800
15X90	PESP2100
24,8X100	PESP5000
20X120	PESP5200



**PELDAÑO
CANTO TORELO**

30X60	PESP5800
60X60	PESP6500
61x61x2	PESP6600
75x75	PESP7100
40X80	PESP6600
80X80	PESP7100
44,5X89,3	PESP6800
15X90	PESP6300
24,8X100	PESP6900
20X120	PESP6900



**PELDAÑO
ANGULAR
CANTO TORELO**

30X60	PESP6200
60X60	PESP6900
61x61x2	PESP7100
75X75	PESP7400
44,5X89,3	PESP7000
40X80	PESP6700
80X80	PESP7400
15X90	PESP6400
24,8X100	PESP7000
20X120	PESP7000



ZANQUÍN

TODOS	PESP1300
-------	----------

INFORMATION

ÍNDICE FORMATOS
SIZE INDEX

6,5x20	156	CMNT
	160	MEDITERRÁNEA
	168	MODS
15x15 HEX	010-156	CMNT
15x60	020	FORUM
	030	GRAND
	086	ROCK
	056	SOHO
	066	TRIBECA
	094	TITAN
15x90	146	OLMO
20x80	126	NOBILE
20x120	138	CHELSEA
22x89,3	056	SOHO
	062	SUNDANCE
24,8x100	142	HAMPTONS

30x60	106	ABSOLUT
	110	BOTTICINO
	010	CMNT
	114	DUCALE
	020	FORUM
	030	GRAND
	036	HOME
	040	LOFT
	118	MARBLE
	138	MARMI
30x90	126	NOBILE
	076	NORDICA
	046	PARIS
	082	POLARIS
	054	PYRAMID
	086	ROCK
	150	SNOW
	056	SOHO
	062	SUNDANCE
	090	SUPER
37,5x75	094	TITAN
	066	TRIBECA
	100	UNITED
	150	GLACIER
	010	CMNT
	076	NORDICA
40x80	126	NOBILE
	132	PREMIUM
44,5x89,3	056	SOHO
	062	SUNDANCE
60x60	106	ABSOLUT
	110	BOTTICINO
	074	CASA
	010	CMNT
	114	DUCALE
	020	FORUM
	030	GRAND
	036	HOME
	040	LOFT
	118	MARBLE
61x61x2	138	MARMI
	124	MARQUIS
	010	CMNT
	076	NORDICA
75x75	010	CMNT
	076	NORDICA
80x80	030	GRAND
	126	NOBILE
	090	SUPER

30x90	150	GLACIER
37,5x75	010	CMNT
	076	NORDICA
40x80	126	NOBILE
	132	PREMIUM
44,5x89,3	056	SOHO
	062	SUNDANCE
60x60	106	ABSOLUT
	110	BOTTICINO
	074	CASA
	010	CMNT
	114	DUCALE
	020	FORUM
	030	GRAND
	036	HOME
	040	LOFT
	118	MARBLE
61x61x2	138	MARMI
	124	MARQUIS
	010	CMNT
	076	NORDICA
75x75	010	CMNT
	076	NORDICA
80x80	030	GRAND
	126	NOBILE
	090	SUPER

60x60	126	NOBILE
	076	NORDICA
	046	PARIS
	082	POLARIS
	132	PREMIUM
	050	PROJECT
	054	PYRAMID
	086	ROCK
	056	SOHO
	062	SUNDANCE
61x61x2	090	SUPER
	094	TITAN
	066	TRIBECA
	100	UNITED
75x75	010	CMNT
	076	NORDICA
80x80	030	GRAND
	126	NOBILE
	090	SUPER

INFORMATION

COLOCACIÓN Y LIMPIEZA

ANTES DE LA COLOCACIÓN

El primer paso es verificar si el modelo, formato y calidad que está impreso en la caja se ajusta a la descripción del producto.
El siguiente paso es abrir varias cajas y comprobar que el modelo que se indica en las cajas se corresponde con el mencionado en el apartado de entrega.
Antes de la verificación del producto, procedemos a preparar la superficie donde se va a colocar, la cual debe estar limpia y apta para ello.
Si el producto se encuentra en estado repaquete sobre la superficie para el envío.
Para colocación modular del producto, se debe solicitar a fábrica que el tray o el cartón sean compatibles.

DURANTE LA COLOCACIÓN

La elección del material de agarre va en función de las características de la superficie de colocación, el tipo de material cerámico, condiciones ambientales y uso.
Adhesivo recomendado: H40 Eco Flex de Kerakoll - adhesivo C2 E según UNE 12004/12002. Alternativa recomendable para colocación de baldosas porcelánicas, en interior y exterior. Especificaciones recomendadas para colocación de baldosas porcelánicas, suelos interiores, etc. (Baldos, subcoleccionado - disponible en blanco y gris).
Para su aplicación es importante utilizar las herramientas recomendadas (masa de grana, lana para el rasado de la grana, lana dentada, etc.)
Los lados de las piezas deben estar limpios y estos deben colocarse perfectamente alineados.
Para un mejor resultado aconsejamos el sistema de nivelación cerámica de PEYGRAN.
1- Ajustar el adhesivo al espesor de la cerámica. Impulsar las cañas.
2- Colocar la siguiente pieza e insertar las cañas.
3- Aprieta con el dedo los cubos.
4- Seguir colocando las piezas adyacentes, realizando la misma operación.
5- Una vez finalizada la cola, romper los cables con un golpe seco en el sentido de la junta. Posteriormente escapar las cañas.

Para la colocación de "junta trabada", hay que colocar las piezas separadas un milímetro del 20% de la longitud total de las mismas. Excepto en la colección Chelsea donde aconsejamos no superar el 10%.

El producto porcelánico DURSTONE está recubierto con un material para evitar desperdicios.
La junta pasa este tipo de producto desde ser de 2 mm en interiores y hasta 3 mm en exteriores.
Para el sellado de la junta debemos utilizar material específico recomendado Fila MP900, este sellado se realizará respetando los tiempos de aplicación de la junta.
En those areas where surfaces are larger than 8 sq.m, the joint must be of 5 mm around the whole perimeter; on the other hand, in those areas with a joint larger than 10 sq.m indoors and 30 sq.m outdoors, perforated joints must be used in order to absorb any possible movement.

DESPUÉS DE LA COLOCACIÓN

Una vez se termine el resado, hay que retirar el material sobrante antes de que se seque y se endurezca y se procederá a la limpieza del mismo mediante productos no abrasivos, evitando el uso de ácidos fluorhídricos. Seguidamente, se limpiará (recomendamos: DETERDEX o Fila PS87).
Una vez finalizada la colocación, es importante cubrir todo el suelo con cartón u otros elementos para no causar daños en el producto ya colocado.

MANTENIMIENTO

Para la conservación de restos de polvo y residuos, por bamba o aspiración.
Se recomienda no utilizar mocho agua poco con siliconas o ceras (productos que ablandan los pisos y por tanto alteran la superficie de la cerámica).
El lavado de la superficie se debe realizar con jabón neutro y la cantidad de agua caliente recomendada por el fabricante.
No se deben usar productos de limpieza abrasivos, corrosivos o con ácidos similares ya que dañan el piso del tiempo pueden dejar una capa impermeabilizante sobre la cerámica que altera el aspecto superficial de la misma. De haberlos utilizados, para su correcta eliminación de dichos productos, aplicar limpiador en polvo con un poco de agua en la superficie afectada, con una brocha, frotar suavemente y posteriormente enjuagar y aclarar con agua.
Antes de usar cualquier producto químico para la limpieza, es necesario comprobar su efecto sobre la superficie del producto cerámico o porcelánico, validados sobre una zona no visible para el efecto que deja este producto químico.

En los pavimentos de porcelánico pulido hay que tener mucho cuidado tanto en la limpieza inicial como en la posterior ya que, en el proceso del pulido se le abre el microporoso de la superficie, lo que significa que son más susceptibles a manchas por derramamientos líquidos. También es muy importante que, cualquier producto que puliera aleatorios (ácidos, bases, grasas o abrasivos, ácidos, etc.) deben ser limpiados con agua a la mayor brevedad posible para evitar que se manche el pavimento.

SERVICIO POSTVENTA

Es muy importante la comprobación del producto suministrado antes de su colocación ya que, en caso de detectar alguna anomalía sobre el producto ya colocado. Por tanto, si se observan anomalías en el producto, deberán de ser comunicadas antes de estar colocado.

RECOMENDACIONES

Para colocación en sistemas de nivelación de cerámica PEYGRAN.
Para producto porcelánico se recomienda sellado de Fila MP900.
Para limpieza y mantenimiento se recomienda Fila CLEANER.

INSTALLATION & CLEANING

BEFORE LAYING

Firstly, we have to verify that the model, size and quality impressed in the box are the same as per the order.
Next, we have to open some boxes to check that the model is the same as that written in the delivery note.
Once we have checked the product to the correct one, we have to prepare the surface where the material is going to be laid. The surface must be clean and smooth. When we are working with floor tiles, we have to place some pieces on the surface to see their effect.
For modular installation, we must ask the factory for compatible colour and tracks.

DURING LAYING

The material used for laying tiles depends on the characteristics of the laying surface, the kind of ceramic product, climate conditions and its use.
Recommended adhesive: H40 Eco Flex by Kerakoll - adhesive C2 E according to UNE 12004/12002. Highly deformable for the laying of porcelanite material, both interior and exterior surfaces.
Specially recommended for the laying of dark facades, high-glossed glazes, high traffic... available in white and grey product.
Using the correct tool is a very important point when laying tiles (rubber mallet, rubber float for pointing, broom and trowel, etc.)
The sides of the tiles have to be clean and they have to be placed in perfect alignment.
For a better result use the Ceramic Levelling System by Peygran.
1- Adjust the plaster according to the ceramic thickness. Place the crossbeams.
2- Lay the first ceramic tiles and put the wedges.
3- Press the wedges with the fists.
4- Lay the ceramic tiles around and do the same.
5- Once mortar is set, fill the crossroad on its corner, in the same direction of the joint. After that, pick up the wedges for later use.
When laying tiles in an offset pattern, they must be laid with a distance maximum 20% of the length of the tile. Excepted Chelsea collection where we advise 10% as a maximum.

Customer porcelanite is notified with a microball to avoid chips. joints, when laying this kind of product, must be of 2 mm indoors and up to 3 mm outdoors.
When sealing the joints, it is important to use specified products. We recommend Fila MP900; the sealing must be made using rubber float once the adhesive has completely set and, always, respecting the material's application times. These joints can be cleaned using a sealed sponge. In those areas where surfaces are larger than 8 sq.m, the joint must be of 5 mm around the whole perimeter; on the other hand, in those areas with a joint larger than 10 sq.m indoors and 30 sq.m outdoors, perforated joints must be used in order to absorb any possible movement.

After laying is finished, the excess material has to be removed before it dries and hardens and, also, the tiles must be cleaned using non-abrasive products, avoiding the use of hydrofluoric acid. After this, the tiles can be cleaned (we recommend DETERDEX or Fila PS87).
Once laying is finished, it is important to cover all the floor using cardboard or other elements in order not to damage the laid product.

AFTER LAYING

Once laying is finished, the excess material has to be removed before it dries and hardens and, also, the tiles must be cleaned using non-abrasive products, avoiding the use of hydrofluoric acid. After this, the tiles can be cleaned (we recommend DETERDEX or Fila PS87).
Once laying is finished, it is important to cover all the floor using cardboard or other elements in order not to damage the laid product.

MAINTENANCE

To maintain remains of dust and solids, sweeping or vacuum cleaning.
Do not use acid or other strong products with silicones and waxes.
The surface must be washed with neutral soap and the amount of hot water recommended by the manufacturer.
Do not use cleaning products containing wax, brighteners or similar additives, since in time they may leave a residue that will alter the tiles which alters its surface appearance. If this occurs, Durstone, recommends cleaning the surface with dry cleaning products (detergers in powder form) and cleaning the tiles as indicated above.
Before using any chemical product for cleaning, it is necessary to check to see its effect over the surface of the ceramic or porcelanite product, using it over a non-visible area to see its effect over the product.
When finishing porcelanite material we have to be careful in both the initial and the final cleaning because, during the polished process, the micropores in its surface open up. The means that they are more vulnerable to be stained by certain liquids.
It is also important that any product that may affect polished porcelanite tiles (oil, fatty and alcohol drinks, acids, etc.) must be cleaned using water as soon as possible in order to avoid they become stained.

AFTER SALE SERVICE

It is very important the checking of the supplied product before laying has we do not accept any claim over already laid product. Therefore, if any anomaly in the product is observed, the factory must be informed about them before laying the material.

RECOMMENDATIONS

For laying using porcelanite product it is recommended thing using ceramic levelling System by Peygran, using Fila MP900 and cleaning and maintenance using Fila CLEANER.

INSTALLATION UND REINIGUNG

VOR DEM ANBRINGEN

Als allerstes ist zu überprüfen, ob das Modell, das Format und die Eigenschaften, die auf dem Karton aufgedruckt sind der Beschreibung der Bestellung entsprechen.
Der nächste Schritt ist mehrere Kartons zu öffnen und zu überprüfen, ob das Modell, das auf dem Karton dargestellt ist, mit dem auf dem Leistenbanden eindeutig übereinstimmt.
Nachdem die Überprüfung des Produktes beendet ist, gehen wir dazu über, die Oberfläche, auf das Produkt angebracht werden soll, vorzubereiten. Diese sollte sauber und mit einem Lot ausgeglichen sein.
Wenn es sich bei dem Produkt um Fliesen handelt, sollten diese zuerst probeweise über die Oberfläche gelegt werden, um den Effekt zu prüfen.
Für eine kontinuierliche Anbringung mehrerer Produkte sollte man das Werk am Auslaufort haben, ob der Ton und die Größe kompatibel sind.

BEIM ANBRINGEN

Die Wahl eines Klebmaterials hängt von den Eigenschaften der Oberfläche, an dem das Produkt angebracht werden soll, von der Art der Keramik, von den klimatischen Bedingungen und von der Verwendung ab.
Empfohlenes Klebmaterial: H40 Eco Flex von Kerakoll Klebstoff C2 E gemäß der spanischen Norm UNE 12004/12002. Hochdehnbar für die Anbringung von Porzellan, im Innen und Außenbereich. Besonders empfehlenswert für die Anbringung in empfindlichen Bereichen (dunkle Fassaden, hochglanzpolierte Oberflächen, etc.)
Für die Anbringung ist es wichtig, die empfohlenen Werkzeuge zu benutzen (Gummihammer, Reibebrett, gezeichnetes Reibebrett, etc.)
Für ein besseres Ergebnis in der Verlegung empfehlen wir das Peygran System.
1. Passen Sie die Zange an die Fliesendicke an und setzen Sie die Fliegenkreuze ein.
2. Anbringen Sie die Kelle mit der Zange.
3. Drücken Sie die Kelle mit der Zange zusammen.
4. Würgen Sie danach nach derselben Methode die angrenzenden Fliesen.
5. Wenn der Kleber sich verfestigt hat, schlagen Sie leicht auf die Ecken der Kelle in Richtung der Fuge. Sammeln Sie danach die Kelle für eine spätere Nutzung auf.
Die Seiten der Fliesen müssen saubere sein und vollständig angebracht werden.
Sobald Fliesen verlegt angebracht werden, dürfen die Fliesen bis auf maximal 20% von ihrer Gesamtlänge abgewinkelt angebracht werden. Ausserdem bei der Verlegung von Chelsea werden sollten die 10% nicht überschritten werden.

Das DURSTONE Porzellan ist mit einer mikroskopischen Abschreibung versehen, um ein Abkratzen der Spitze zu vermeiden.
Die Fuge bei diesem Produkt muss im Innenräumen 2mm und im Freien 3mm betragen.
Die Fugenverengung muss ein spezifisches Material verwendet werden (empfohlen Fila MP900), diese Verengung wird immer mit einem Reibebrett aufgetragen, sobald der Klebmittel (Reibebrett) fest geworden ist und immer muss die Verengung zum Abtragen des Produktes respektiert werden. Bei nach Verleg der Fuge mit einem feuchten Schwamm gereinigt. Für Flächen, die größer als 8 m² sind, muss rundherum eine Fuge von 5 mm gegeben werden. Bei Flächen, die größer als 10 m² sind Innenräumen oder 30 m² im Freien sind, muss eine Dreiecksfuge benutzt werden, um mögliche Bewegungen zu absorbieren.

NACH DEM ANBRINGEN

Sobald das Verlegen beendet ist, muss das überschüssige Material entfernt werden, bevor es trocknet und fest wird und es wird mit einem trockenen Mies gereinigt, wobei der Gebrauch von Fliesenbürsten zu vermeiden ist. Anschließend genügt ein weiches DETERDEX oder PS87. Sobald das Anbringen abgeschlossen ist, ist es wichtig, den ganzen Boden mit Karton oder anderen Material zu bedecken, um Schäden an dem schon angebrachten Produkt zu vermeiden.

FRÜGE

Für die Reinigung von Staubpartikeln und Restpartikeln kehren oder saugen. Bitte keine Staubwedel oder Bürsten verwenden. Die Reinigung der Oberfläche muss mit neutralen Seife erfolgen und wird vom Hersteller empfohlen. Wasserreinigung angebracht werden. Verwenden Sie keine Harzmittel oder Reinigungsmittel mit Weich- oder dröhnenden Zusätzen, da sich im Laufe der Zeit möglicherweise eine wesentliche Schicht auf der Porzellanfliese bildet, die das Aussehen der Fliese verändert kann.
Vor dem Gebrauch jeglichen chemischen Reinigungsproduktes, ist es notwendig, den Effekt auf der Oberfläche des Kerakoll- oder Porzellanproduktes zu überprüfen, indem es auf einer nicht sichtbaren Stelle getestet wird, um den Effekt zu sehen, den das chemische Produkt hat. Bei polierten Porzellanfliesen muss sowohl bei der ersten Reinigung als auch bei der darauffolgenden Reinigung mit sehr feinem Sandstrahl gereinigt werden, damit keine Partikel offen sind. Mikroporen an der Oberfläche, was bedeutet, dass diese anfälliger dafür sind, sich durch bestimmte Flüssigkeiten zu öffnen, die dann in sie eindringen, was jegliche Produkte, die dem Material Schaden können (Öl, Ethylenglykollösungen oder alkalische Gesteine, Säuren, etc.) umbringen und Wasser entfernt werden sollte, um eine Verätzung des Bodens zu vermeiden.

KUNDENSERVICE

Es ist sehr wichtig die gelieferte Produkt vor dem Anbringen zu überprüfen, da keine Beanstandungen von bereits angebrachten Produkten akzeptiert werden. Von daher, wenn eine Anomalie beim Produkt vor dem Anbringen festgestellt werden.

EMPFEHLUNGEN

Für die Verlegung empfehlen wir das Verdünnung System by Peygran.
Für Produktreinigung empfehlen wir Reinigungsprodukt Fila MP900.
Für die Reinigung und Pflege empfehlen wir Fila CLEANER.

INSTALLATION ET NETTOYAGE

AVANT LA POSE

Il est impératif de vérifier si le modèle, format et qualité qui sont imprimés sur la boîte le sont d'accord avec la commande.
Après, vous devez ouvrir quelques boîtes et vérifier que le modèle livré correspond à celui indiqué sur le bon de livraison.
Une fois réalisée la vérification du produit, on doit préparer la surface pour la pose, veiller à la parfaite netteté de soi.

PENDANT LA POSE

Il faut choisir le colle en fonction des caractéristiques de la surface de pose, le carrelage choisi, les conditions climatiques et l'utilisation.
Colle recommandée: H40 Eco Flex de Kerakoll adhésif C2 E d'accord avec UNE 12004/12002 et utilisable pour la pose à l'intérieur ainsi qu'à l'extérieur. Il est spécialement recommandé pour la pose de faïences, les sols chauffants, les surfaces de grand passage, etc. Il est disponible en blanc et gris.
Pour une application il est important d'utiliser les outils recommandés, pégins à double pointe, etc.
Pour de meilleurs résultats nous recommandons système de nivellement ceramique Peygran.
1- Ajuster la épaisseur à l'épaisseur du carrelage.
2- Poser les caillottes, puis la pièce suivante et régler les cales.
3- À l'aide de la pince serrer les cales.
4- Continuer et placer les pièces adjacentes, en effectuant la même opération.
5- Une fois que la colle a prise, faire passer les caillottes et on peut seccer dans le sens du joint. Plus tard, récupérer les cales.
Pour les poses «décalées», il faut passer les caillottes avec un décalage de 20 cm par rapport à la longueur des pièces. Sauf collection de Chelsea où nous conseillons 10% au maximum.

Le produit DURSTONE est notifié et micro bésauté. Les joints pour ces produits doivent être de 2mm pour intérieurs, et jusqu'à 3mm pour la pose extérieure. Pour protéger les joints nous recommandons l'utilisation d'un produit (Fila MP900) lorsque les joints commencent à durcir, passer sur toute la surface une éponge humide afin de les nettoyer.
Prévoir des joints périphériques de 5 mm sur la dernière rangée de carrelage et des joints variables. Ces joints réalisés dans la même pose peuvent être réalisés dans un joint différent, à condition que les joints soient compatibles. La pente les diminue.

APRÈS LA POSE






Terminer le nettoyage des carreaux. À l'aide d'un chiffon pour éliminer les traces de mortier sur les carreaux. Après séchage complet, 48h plus tard on peut passer le sol. Il est important recommander l'utilisation produits douxes. Évitez l'utilisation d'acides fluorhydriques, frottes, utiliser un savon neutre (DETERDEX ou Fila PS87).
Une fois fini, couvrir la surface avec des cartons ou papiers pour ne pas abîmer le produit déjà posé.

ENTRETIEN

Éliminer les poussières et solides en balayant ou par aspiration. Ne pas utiliser de vacillottes ni passer avec des substances à base de silicone ou de cire Laver à l'eau chaude et au savon neutre dans les proportions recommandées par le fabricant. Ne pas utiliser de produits lavants à la chaux ou contenant des acides aminés car ils sont susceptibles de dégrader une couche imperméabilisante éventuelle appliquée au carrelage. Dans un tel cas, l'écoulement doit nettoyer la surface à l'aide de produits de nettoyage à base d'alcool (éthyle ou isopropyle) puis de passer sur toute la surface de produits de nettoyage à base d'eau. Avant la réalisation de produits à base d'acide, vérifier avec soin sur la surface des pièces. Faire frotter sur une partie de produit qui ne soit pas visible.
Concernant les joints, il est important que les joints soient traités avec l'entretien initial du produit, étant donné que le polissage ouvre le micro poroso de la surface et les produits sont moins efficaces sur les joints. Il est très important que les produits appliqués sur les joints soient, toujours, toujours gras ou alcaliques, etc.) soient nettoyés rapidement pour éviter les taches.

SERVICE APRÈS VENTE

Il est important la vérification du produit avant la pose, puisque aucune réclamation sera acceptée sur les produits posés. Par conséquent, si vous observez des anomalies sur le produit, indiquez les avant la pose.
RECOMMANDATIONS
Pour la pose de grès cérame nous recommandons le nivellement système PEYGRAN.
Pour la pose de grès cérame nous recommandons Fila MP900.
Pour l'entretien et maintenance du produit nous recommandons Fila CLEANER.



KERAKOLL
The GreenBuilding Company

FILA
surface care products

peygran

Este catálogo anula los anteriores. Los tonos y colores de las fotografías son una referencia a los modelos reales. CASA DEPOT SL (DURSTONE) no asume ninguna responsabilidad por errores de impresión en cualquier dato reflejado en el presente catálogo. Para la realización de cualquier pedido confirme los datos con CASA DEPOT SL (DURSTONE).
Todas las características y especificaciones técnicas están basadas en la información disponible en el momento de impresión del catálogo. CASA DEPOT SL (DURSTONE) se reserva el derecho de modificar, de acuerdo a las circunstancias de mercado y sin previo aviso, cualquier modelo, característica o prestaciones de sus productos sin que se contraiga derecho o perjuicio alguno.

This catalogue cancels the previous ones. Colors and tonalities of the pictures shown in this catalogue are a reference of the real models. CASA DEPOT SL (DURSTONE) does not take any responsibility of printing mistakes in any data of this catalogue. Check and confirm the data with CASA DEPOT SL (DURSTONE) before any order.
All technical characteristics and specifications are based on the available information at the printing moment. CASA DEPOT SL (DURSTONE) reserves the right to modify, according to changes in markets, and without any prior advice any model, characteristics or other information of its products without any responsibility or any commitment.

ADMINISTRACIÓN - ADMINISTRATION

CASA DEPOT SL
CIF: B-97471096
Plaza Ayuntamiento, 19 – 9º G
(Apdo. Correos 347)
46002 (Valencia)
TLF: 96 351 11 49

VENTAS Y LOGÍSTICA - SALES & LOGISTICS

DURSTONE
CV 20, AV / Mediterraneo, 52
(Apdo. Correos 419)
12200 - Ondá (Castellón)
TLF: 964 62 61 34
FAX: 964 62 61 35





**KEYS
TO A
SINGULAR
HOME**

DURSTONE

www.durstone.es