

# CERAMIC

---

2015



## SYMBOLS

SÍMBOLOS . SÍMBOLOS . SYMBOLES . SYMBOLE . СИМВОЛЫ



### WALL & FLOOR / PORCELAIN TILES

REVESTIMENTO E PAVIMENTO / PORCELANATO . REVESTIMIENTO Y PAVIMENTO / PORCELÁNICO  
REVÊTEMENTS & CARREAUX DE SOL / GRÉS CÉRAME . WAND & BODEN / FEINSTEINZEUG  
НАСТЕННАЯ ПЛИТКА И ПЛИТКА ДЛЯ ПОЛА / КЕРАМОГРАНИТ



### WALL / WALL TILES

REVESTIMENTO . REVESTIMIENTO  
REVÊTEMENTS . WANDFLIESEN . НАСТЕННАЯ ПЛИТКА



### WALL & FLOOR / GLAZED TILES

REVESTIMENTO E PAVIMENTO / PAVIMENTO EM GRÉS . REVESTIMIENTO Y PAVIMENTO / PAVIMENTO EN GRES  
REVÊTEMENTS & CARREAUX DE SOL / SOL EN GRÉS . WAND & BODEN / BODENFLIESEN AUS STEINZEUG  
НАСТЕННАЯ ПЛИТКА И ПЛИТКА ДЛЯ ПОЛА / ГЛАЗУРОВАННАЯ ПЛИТКА ДЛЯ ПОЛА



### DECORATIONS SOLD PER SQM

DECORAÇÕES VENDIDAS AO M² . DECORACIONES VENDIDAS AL M²  
DÉCORATIONS VENDU AU M² . DEKORATIONEN VERKAUFT PRO M² . ДЕКОРАЦИЯ ПРОДАЕТСЯ ЗА 1М²



### THE PIECES SHOULD BE APPLIED IN THE SAME DIRECTION AS THE BACKSIDE OF THE TILE

APLICAÇÃO DAS PEÇAS NO SENTIDO DAS LINHAS DO TARDOS  
APLICACIÓN DE PIEZAS EN LA MISMA DIRECCIÓN DE LAS LÍNEAS TRASERAS  
APPLICATION DES PIÈCES DANS LE SENS DES LIGNES DE L'ARRIÈRE  
DIE TEILE MÜSSEN IN DER GLEICHE RICHTUNG DER PLATTENRÜCKSTEITE AUFGETRAGEN WERDEN  
УКЛАДКА ПЛИТКИ В ТОМ ЖЕ НАПРАВЛЕНИИ, ЧТО ЛИНИИ НА ОБРАТНОЙ СТОРОНЕ ПЛИТКИ



### NET GLUED PIECES

PEÇAS COLADAS EM REDE . PIEZAS PEGADAS EN RED  
PIÈCES COLLÉES SUR RÉSEAU . STÜCKE AUF NETZ GEKLEBT . ЭЛЕМЕНТЫ ПРИКЛЕЕННЫЕ НА СЕТКЕ



### SLIP RESISTANCE

RESISTÊNCIA AO ESCORREGAMENTO . RESISTENCIA AL DESLIZAMIENTO  
RÉSISTANCE AU GLISSEMENT . RUTSCHHEMMUNG . УСТОЙЧИВОСТЬ К СКОЛЬЖЕНИЮ



### THICKNESS

ESPESSURA . ESPESOR  
ÉPAISSEUR . DICKE . ТОЛЩИНА



### UNIFORM APPEARANCE

UNIFORME . UNIFORME  
UNIFORME . EINHEITLICH . РАВНОМЕРНЫЙ



### SLIGHT VARIATION

VARIAÇÃO LIGEIRA . VARIACIÓN LIGERA  
LÉGÈRE VARIATION . LEICHTE ABWEICHUNG . НЕЗНАЧИТЕЛЬНЫЕ ИЗМЕНЕНИЯ



### MODERATE VARIATION

VARIAÇÃO MODERADA . VARIACIÓN MODERADA  
VARIATION MODÉRÉE . MÄSSIGE ABWEICHUNG . УМЕРЕННЫЕ ИЗМЕНЕНИЯ



### STRONG VARIATION

VARIAÇÃO FORTE . VARIACIÓN FUERTE  
FORTE VARIATION . STARKE ABWEICHUNG . БОЛЬШИЕ ИЗМЕНЕНИЯ



### MATTE

MATE . MATE  
MAT . MATT . МАТОВАЯ ПОВЕРХНОСТЬ



### SHINE

BRILHO . BRILLO  
BRILLANT . GLANZ . ГЛЯНЦЕВАЯ ПОВЕРХНОСТЬ



### MATTE/SHINE

MATE/BRILHO . MATE/BRILLO  
MATTE/BRILLANT . MATT/GLANZ . МАТОВАЯ ПОВЕРХНОСТЬ/ГЛЯНЦЕВАЯ ПОВЕРХНОСТЬ



### NATURAL

NATURAL . NATURAL  
NATUREL . NATÜRLICH . НАТУРАЛЬНЫЙ



### SEMI-POLISHED

SEMI-POLIDO . SEMI-PULIDO  
SEMI-POLI . ANPOLIERT . ПОЛУПОЛИРОВАННЫЙ



### SEMI-POLISHED GLOSSY

SEMI-POLIDO BRILHO . BRILLO SEMI-PULIDO  
SEMI-POLI BRILLANT . GLÄNZEND ANPOLIER . ПОЛУПОЛИРОВАННЫЙ БЛЕСК



### ANTI-SLIP

ANTI-DERRAPANTE . ANTIDESLIZANTE  
ANTIDÉRAPANT . RUTSCHFEST . ПРОТИВОСКОЛЬЗЯЩИЙ



### HAMMERED

BUJARDADO . BUJARDADO  
MARTELÉ . GEHÄMMERT . КОВАНЫЕ



### RUSTIC



### IN



### OUT

RET.

### RECTIFIED

RETIFICADO . RECTIFICADO . RECTIFIÉ . REKTIFIZIERT . РЕКТИФИЦИРОВАННЫЙ

PRÉ-CORTE

### PRE-CUT

PRÉ-CORTE . PRE-CORTE . PRÉ-COUPÉ . VORGESCHNITTEN . МАТЕРИАЛ С НАСЕЧКОЙ

SEMI-CORTE

### SEMI-CUT

SEMI-CORTE . SEMI-CORTE . SEMI-COUPÉ . ANGESCHNITTEN . ПОЛУ-РАЗРЕЗ

# CERAMIC

GENERAL CATALOGUE . CATÁLOGO GERAL . CATÁLOGO GENERAL  
CATALOGUE GÉNÉRAL . HAUPTKATALOG . ГЕНЕРАЛЬНЫЙ КАТАЛОГ

# INDEX

ÍNDICE . INDEX . ИНДЕКС

ACQUA	<b>176</b>	LUX	<b>104</b>	STATE	<b>80</b>
ÁGUEDA	<b>246</b>	MASH	<b>146</b>	TAVOLE	<b>96</b>
ALCOA	<b>44</b>	MATCH	<b>245</b>	TEMPO	<b>126</b>
ANTIQUA	<b>206</b>	MELGAÇO	<b>250</b>	TIFANNY	<b>202</b>
ATENAS	<b>240</b>	MERGE	<b>34</b>	URBAN ATELIER	<b>234</b>
BLUR	<b>156</b>	MICHIGAN	<b>212</b>	URBAN CARGALEIRO	<b>220</b>
BRANCOS	<b>170</b>	MOOD	<b>188</b>	URBAN NAUTILLUS	<b>226</b>
CALÇADA	<b>247</b>	NADINE	<b>242</b>	URBAN QUINTA	<b>228</b>
CONCRETE	<b>20</b>	NATURA	<b>12</b>	URBAN SAFARI	<b>230</b>
CORE	<b>68</b>	ONDA	<b>244</b>	VESÚVIO	<b>112</b>
DECK	<b>94</b>	PLAN	<b>88</b>	VIENA	<b>218</b>
DUOMO	<b>60</b>	PORTLAND	<b>74</b>	VINTAGE	<b>48</b>
ETHNIC	<b>208</b>	RÚSTICO	<b>251</b>	ZON	<b>252</b>
FLAMANT	<b>198</b>	SAHARA	<b>116</b>		
HOME	<b>132</b>	SHERWOOD	<b>100</b>	INDEX BY TYPE OF PRODUCT	<b>6</b>
KEOPS	<b>214</b>	SILK	<b>140</b>	INDEX BY SLIP RESISTANCE	<b>8</b>
KOMCEPT	<b>28</b>	SIMONE	<b>186</b>	COLLECTIONS	<b>11</b>
KOMPACT	<b>50</b>	SISSI	<b>216</b>	TECHNICAL INFORMATIONS	<b>255</b>
LARA	<b>178</b>	SLATE	<b>108</b>		
LÓTUS	<b>248</b>	SPOONY	<b>190</b>		
LUANDA	<b>249</b>	SPOT	<b>166</b>		



**RECTIFIED PORCELAIN TILES** . PORCELANATO RETIFICADO . PORCELÁNICO RECTIFICADO  
GRÈS CÉRAME RECTIFIÉ . REKTIFIZIERTES FEINSTEINZEUG . РЕКТИФИЦИРОВАННЫЙ КЕРАМОГРАНИТ

- 44.3X88.8** ALCOA . **44** | CONCRETE . **20** | CORE . **68** | DUOMO . **60** | KOMCEPT . **28** | KOMPACT . **50** | PORTLAND . **74** | STATE . **80**
- 59.2X59.2** CONCRETE . **20** | DUOMO . **60** | KOMCEPT . **28** | KOMPACT . **50** | MERGE . **34** | NATURA . **12** | PLAN . **88** | PORTLAND . **74** | STATE . **80** | VINTAGE . **48**
- 45.5X45.5** LUX . **104** | VESÚVIO . **112**
- 22.05X88.8** CONCRETE . **20** | CORE . **68** | TAVOLE . **96**
- 44.3X44.3** CORE . **68**
- 29.5X59.2** CONCRETE . **20** | DUOMO . **60** | KOMCEPT . **28** | KOMPACT . **50** | LUX . **104** | PLAN . **88** | PORTLAND . **74** | SLATE . **108** | STATE . **80** | VESÚVIO . **112**
- 14.5X88.8** DECK . **94** | TAVOLE . **96**



**NON-RECTIFIED PORCELAIN TILES** . PORCELANATO NÃO RETIFICADO . PORCELÁNICO NO RECTIFICADO  
GRÈS CÉRAME NON RECTIFIÉ . NICHT REKTIFIZIERTES FEINSTEINZEUG . НЕРЕКТИФИЦИРОВАННЫЙ КЕРАМОГРАНИТ

- 60X60** DUOMO . **60** | KOMCEPT . **28** | KOMPACT . **50** | MERGE . **34** | PLAN . **88** | SAHARA . **116** | STATE . **80** | TEMPO . **126** | VINTAGE . **48**
- 50X50** HOME . **132**
- 46X46** DUOMO . **60** | LUX . **104** | PLAN . **88** | SAHARA . **116** | SLATE . **108** | TEMPO . **126** | VESÚVIO . **112**
- 30X60** DUOMO . **60** | KOMCEPT . **28** | KOMPACT . **50** | LUX . **104** | PLAN . **88** | SAHARA . **116** | SLATE . **108** | STATE . **80** | TEMPO . **126** | VESÚVIO . **112**
- 14.5X90** SHERWOOD . **100**



**RECTIFIED WALL TILES** . REVESTIMENTO RETIFICADO . REVESTIMIENTO RECTIFICADO  
REVÊTEMENTS RECTIFIÉ . REKTIFIZIERTE WANDFLIESEN . РЕКТИФИКОВАННАЯ НАСТЕННАЯ ПЛИТКА

- 30X90** BRANCOS . **170** | NATURA . **12**
- 32.7X58.6** ACQUA . **176** | BLUR . **156** | BRANCOS . **170** | LARA . **178** | MASH . **146** | SAHARA . **116**
- 29.5X59.2** NATURA . **12** | SILK . **140**



**NON-RECTIFIED WALL TILES** . REVESTIMENTO NÃO RETIFICADO . REVESTIMIENTO NO RECTIFICADO  
REVÊTEMENTS NON RECTIFIÉ . NICHT REKTIFIZIERTE WANDFLIESEN . НЕРЕКТИФИКОВАННАЯ НАСТЕННАЯ ПЛИТКА

- 33.3X59.2** BLUR . **156** | BRANCOS . **170** | LARA . **178** | MASH . **146** | SAHARA . **116** | SIMONE . **186**
- 30X60** NATURA . **12** | SILK . **140**
- 20X50** BLUR . **156** | BRANCOS . **170** | HOME . **132** | LARA . **178** | MASH . **146** | MOOD . **188** | SIMONE . **186** | SPOONY . **190** | SPOT . **166** | TEMPO . **126**
- 26.7X41.6** ANTIQUA . **206** | BRANCOS . **170** | ETHNIC . **208** | FLAMANT . **198** | MICHIGAN . **212** | SAHARA . **116** | TIFANNY . **202**
- 25X36** BRANCOS . **170** | KEOPS . **214** | SISSI . **216** | VIENA . **218**
- 20X20** BRANCOS . **170** | URBAN CARGALEIRO . **220** | URBAN NAUTILUS . **226** | URBAN QUINTA . **228** | URBAN SAFARI . **230**
- 10X10** URBAN ATELIER . **234**



**RECTIFIED GLAZED FLOOR TILES** . PAVIMENTO EM GRÉS RETIFICADO . PAVIMENTO EN GRES RECTIFICADO  
SOL EN GRÈS RECTIFIÉ . REKTIFIZIERTE BODENFLIESEN AUS STEINZEUG . НАПОЛЬНАЯ ПЛИТКА РЕКТИФИКОВАННАЯ

- 32.7X32.7** ACQUA . **176** | BLUR . **156** | BRANCOS . **170** | LARA . **178** | MASH . **146** | ONDA . **244** | SAHARA . **116**



**NON-RECTIFIED GLAZED FLOOR TILES** . PAVIMENTO EM GRÉS NÃO RETIFICADO . PAVIMENTO EN GRES NO RECTIFICADO  
SOL EN GRÈS NON RECTIFIÉ . NICHT REKTIFIZIERTE BODENFLIESEN AUS STEINZEUG . НАПОЛЬНАЯ ПЛИТКА НЕРЕКТИФИКОВАННАЯ

- 40.8X40.8** ATENAS . **240** | BRANCOS . **170** | MICHIGAN . **212** | NADINE . **242**
- 33.3X33.3** ACQUA . **176** | ÁGUEDA . **246** | ANTIQUA . **206** | ATENAS . **240** | BLUR . **156** | BRANCOS . **170** | CALÇADA . **247** | ETHNIC . **208** | FLAMANT . **198** | KEOPS . **214** | LARA . **178** | LÓTUS . **248** | LUANDA . **249** | MASH . **146** | MATCH . **245** | MELGAÇO . **250** | MICHIGAN . **212** | NADINE . **242** | ONDA . **244** | RÚSTICO . **251** | SAHARA . **116** | SISSI . **216** | TIFANNY . **202** | VIENA . **218**
- 20X20** URBAN CARGALEIRO . **220** | ZON . **252**



**R11 - PORCELAIN TILES** . R11 - PORCELANATO . R11 - PORCELÁNICO  
R11 - GRÈS CÉRAME . R11 - FEINSTEINZEUG . R11 - КЕРАМОГРАНИТ

- 44.3X88.8** DUOMO . **60** | KOMPACT . **50** | STATE . **80**
- 59.2X59.2** DUOMO . **60** | KOMPACT . **50** | PLAN . **88** | STATE . **80**
- 22.05X88.8** TAVOLE . **96**
- 29.5X59.2** DUOMO . **60** | KOMPACT . **50** | SLATE . **108** | STATE . **80**
- 14.5X88.8** DECK . **94** | TAVOLE . **96**
- 60X60** DUOMO . **60** | KOMPACT . **50** | PLAN . **88** | STATE . **80**
- 46X46** DUOMO . **60** | SLATE . **108**
- 30X60** DUOMO . **60** | KOMPACT . **50** | SLATE . **108** | STATE . **80**



**R10 - PORCELAIN TILES** . R10 - PORCELANATO . R10 - PORCELÁNICO  
R10 - GRÈS CÉRAME . R10 - FEINSTEINZEUG . R10 - КЕРАМОГРАНИТ

- 44.3X88.8** ALCOA . **44** | CONCRETE . **20** | CORE . **68**
- 59.2X59.2** CONCRETE . **20**
- 45.5X45.5** LUX . **104**
- 22.05X88.8** CONCRETE . **20** | CORE . **68**
- 44.3X44.3** CORE . **68**
- 29.5X59.2** CONCRETE . **20** | LUX . **104**
- 46X46** LUX . **104**
- 30X60** LUX . **104**
- 14.5X90** SHERWOOD . **100**



**R9 - PORCELAIN TILES** . R9 - PORCELANATO . R9 - PORCELÁNICO  
R9 - GRÈS CÉRAME . R9 - FEINSTEINZEUG . R9 - КЕРАМОГРАНИТ

- 44.3X88.8** KOMCEPT . **28**
- 59.2X59.2** KOMCEPT . **28** | NATURA . **12** | VINTAGE . **48**
- 29.5X59.2** KOMCEPT . **28**
- 60X60** KOMCEPT . **28** | VINTAGE . **48**
- 30X60** KOMCEPT . **28**
- 14.5X90** SHERWOOD . **100**



**R11 - GLAZED FLOOR TILES** . R11 - PAVIMENTO EM GRÉS . R11 - PAVIMENTO EN GRES  
R11 - SOL EN GRÈS . R11 - BODENFLIESEN AUS STEINZEUG . R11 - ГЛАЗУРОВАННАЯ ПЛИТКА ДЛЯ ПОЛА

- 33.3X33.3** MELGAÇO . **250**



**R10 - GLAZED FLOOR TILES** . R10 - PAVIMENTO EM GRÉS . R10 - PAVIMENTO EN GRES  
R10 - SOL EN GRÈS . R10 - BODENFLIESEN AUS STEINZEUG . R10 - ГЛАЗУРОВАННАЯ ПЛИТКА ДЛЯ ПОЛА

- 33.3X33.3** CALÇADA . **247**
- 20X20** URBAN CARGALEIRO . **220**

# COLLECTIONS

COLEÇÕES . COLECCIONES . COLLECTIONS . KOLLEKTIONEN . КОЛЛЕКЦИИ



## COLOURS

CORES . COLORES . COULEURS . FARBEN . ЦВЕТА



KALACATA

TRAVERTINO  
CREME

TRAVERTINO  
NOZ

ÍGNEA

## SLIP RESISTANCE

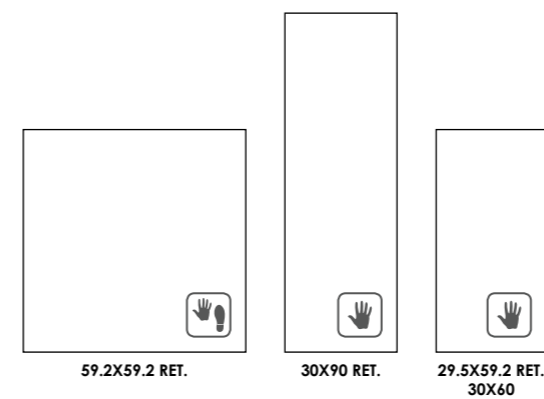
RESISTÊNCIA AO ESCORREGAMENTO . RESISTENCIA AL DESLIZAMIENTO  
RÉSISTANCE AU GLISSEMENT . RUTSCHHEMMUNG . УСТОЙЧИВОСТЬ К СКОЛЬЖЕНИЮ



NATURAL

## SIZES (CM)

FORMATOS . FORMATOS . FORMATS . FORMAT . РАЗМЕРЫ



## PACKAGES AND WEIGHTS

EMBALAGENS E PESOS . EMBALAJES Y PESOS . EMBALLAGES ET POIDS . VERPACKUNGEN-GEWICHTE . УПАКОВКА И ВЕС

DIMENSÃO (CM) . FORMATO (CM) . MASSE (CM) . РАЗМЕРЫ (CM)	SIZES (CM)	PEÇAS / CX . PIEZAS / CAJA . PIÈCES / BOÎTE STÜCK / KARTON . ШТУК / КОРОБКА	SQM / BOX M² / CX . M² / CAJA . M² / BOÎTE M² / KARTON . КВ.М / КОРОБКА	WEIGHT / BOX PESO / CX . PESO / CAJA . POIDS / BOÎTE GEWICHT / KARTON . ВЕС / КОРОБКА	BOX / PALLET CX / PALETTE . CAJA / PALLET . BOÎTE / PALETTE KARTONS / PALETTE . КОРОБОК / ПОДДОН
59.2x59.2 RET.	10 MM	3	1.050	23.20	36
30x90 RET.	11.7 MM	4	1.080	21.32	20
29.5x59.2 RET.	10.4 MM	7	1.220	21.00	32
30x60	10.4 MM	7	1.280	22.00	32



WALL:  
NATURA ÍGNEA 30X90 CM RET. R905R  
MOSAIC NATURA ÍGNEA 30X30 CM DC903  
FLOOR:  
PLAN CLAY 59.2X59.2 CM RET. NATURAL PT44R



WALL:  
NATURA KALACATA 30X90 CM RET. R902R  
DECOR NATURA KALACATA LINE 30X90 CM RET. R906R  
FLOOR:  
PLAN ALUMINIUM 59.2X59.2 CM RET. NATURAL PT41R





WALL:  
NATURA TRAVERTINO CREME 30X90 CM RET. R904R  
MOSAIC NATURA TRAVERTINO NOZ 30X30 CM DC901

FLOOR:  
NATURA TRAVERTINO NOZ 59.2X59.2 CM RET. SEMI-POLIDO BRILHO PT141SPB



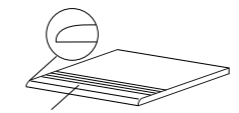
**KALACATA**  
59.2X59.2 CM RET. PT140R | C27 PT140SPB | C32



**TRAVERTINO CREME**  
59.2X59.2 CM RET. PT142R | C27 PT142SPB | C32



**TRAVERTINO NOZ**  
59.2X59.2 CM RET. PT141R | C27 PT141SPB | C32



(L)  
**STAIRSTEP . DEGRAU . PELDAÑO**  
**NEZ-DE-MARCHE . STUFE . СТУПЕНЬ**  
59.2(L)X59.2X1 CM RET. | D30



**SKIRTING . RODAPÉ . RODAPIÉ**  
**PLINTHE . SOCKEL . ПЛИНТУС**  
8X59.2X1 CM RET. | D11



WALL + FLOOR  
PORCELAIN TILES



T3 - MODERATE  
VARIATION



NATURAL  
(MATTE)



SEMI-POLISHED  
GLOSSY  
(SHINE)



10 MM  
59.2X59.2



R9  
NATURAL



WALL  
WALL TILES



T3 - MODERATE  
VARIATION



SHINE



11.7 MM  
30X90



10.4 MM  
29.5X59.2  
30X60




**KALACATA**  
30X90 CM RET. R902R | C24  
29.5X59.2 CM RET. R820R | C20  
30X60 CM R820 | C10



**TRAVERTINO CREME**  
30X90 CM RET. R904R | C24  
29.5X59.2 CM RET. R822R | C20  
30X60 CM R822 | C10



**TRAVERTINO NOZ**  
30X90 CM RET. R903R | C24  
29.5X59.2 CM RET. R821R | C20  
30X60 CM R821 | C10




**ÍGNEA**  
30X90 CM RET. R905R | C24  
29.5X59.2 CM RET. R816R | C20  
30X60 CM R816 | C10



**TRI MOSAIC NATURA TRAVERTINO**  
30X30X1.17 CM DC904 | D27



**SHADE MOSAIC NATURA ÍGNEA (5.8X5.8 CM)**  
30X30X1.17 CM DC905 | D22



**MOSAIC NATURA KALACATA (1.81X1.81 CM)**  
30X30X1.17 CM DC900<sup>(A)</sup> | D29



**MOSAIC NATURA TRAVERTINO CREME (1.81X1.81 CM)**  
30X30X1.17 CM DC902<sup>(A)</sup> | D29



**MOSAIC NATURA TRAVERTINO NOZ (1.81X1.81 CM)**  
30X30X1.17 CM DC901<sup>(A)</sup> | D29



**MOSAIC NATURA ÍGNEA (1.81X1.81 CM)**  
30X30X1.17 CM DC903<sup>(A)</sup> | D29



WALL  
WALL TILES



T3 - MODERATE  
VARIATION



SHINE



11.7 MM  
30X90



**DECOR KALACATA LINE**  
30X90 CM RET. R906R | C25  
29.5X59.2 CM RET. R823R | C21



**MOSAIC TRAVERTINO CREME**  
30X90 CM RET. R912R<sup>(A)</sup> | C25  
29.5X59.2 CM RET. R824R<sup>(A)</sup> | C21



**MOSAIC TRAVERTINO NOZ**  
30X90 CM RET. R913R<sup>(A)</sup> | C25  
29.5X59.2 CM RET. R825R<sup>(A)</sup> | C21



**FAIXA METAL GOLD**  
2.31X90 CM F3900 | D20



**FAIXA METAL SILVER**  
2.31X90 CM F3901 | D20

**FLOOR SUGGESTION**  
SUGESTÃO DE PAVIMENTO . SUGESTIÓN DE PAVIMENTO . SUGGESTION DE CARREAUX DE SOL . DAZU PASSENDE BODENFLIESEN . ПРЕДЛОЖЕНИЯ ДЛЯ ПОЛА



WALL + FLOOR  
PORCELAIN TILES



**PLAN ALUMINIUM**  
(88)



**PLAN CLAY**  
(88)



**PLAN WOOD**  
(88)




**WALL:**  
NATURA TRAVERTINO CREME 30X90 CM RET. R904R  
MOSAIC NATURA TRAVERTINO NOZ 30X30 CM DC901

**FLOOR:**  
NATURA TRAVERTINO NOZ 59.2X59.2 CM RET. SEMI-POLIDO BRILHO PT141SP8



## COLOURS

CORES . COLORES . COULEURS . FARBEN . ЦВЕТА



## SLIP RESISTANCE

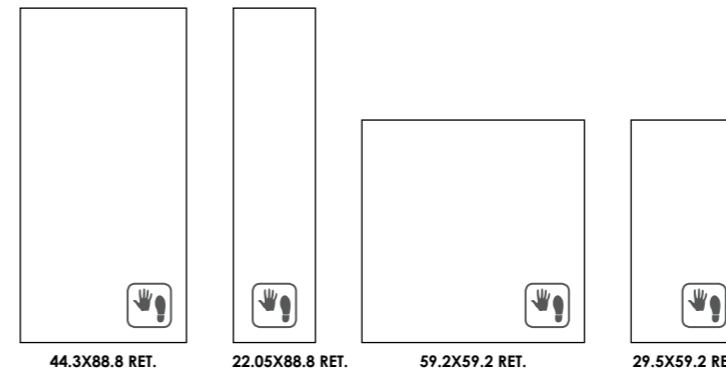
RESISTÊNCIA AO ESCORREGAMENTO . RESISTENCIA AL DESLIZAMIENTO  
RÉSISTANCE AU GLISSEMENT . RUTSCHHEMMUNG . УСТОЙЧИВОСТЬ К СКОЛЬЖЕНИЮ



NATURAL

## SIZES (CM)

FORMATOS . FORMATOS . FORMATS . FORMAT . РАЗМЕРЫ



## PACKAGES AND WEIGHTS

EMBALAGENS E PESOS . EMBALAJES Y PESOS . EMBALLAGES ET POIDS . VERPACKUNGEN-GEWICHTE . УПАКОВКА И ВЕС


SIZES (CM)		PIECES / BOX		SQM / BOX		WEIGHT / BOX		BOX / PALLET	
DIMENSÃO (CM)	FORMATO (CM)	PEÇAS / CX	PIEZAS / CAJA	M <sup>2</sup> / CX	M <sup>2</sup> / CAJA	PESO / CX	PESO / CAJA	CX / PALETTE	CAJA / PALLET
MASSE (CM)	РАЗМЕРЫ (CM)	СТÜCK / KARTON	ШТИТК / КОРОБКА	M <sup>2</sup> / KARTON	КВ.М / КОРОБКА	GEWICHT / KARTON	ВЕС / КОРОБКА	KARTONS / PALETTE	КОРОБОК / ПОДДОН
44.3x88.8 RET.	10 MM	2		0.787		17.72		43	
22.05x88.8 RET.	10 MM	5		0.980		21.67		44	
59.2x59.2 RET.	10 MM	3		1.050		23.20		36	
29.5x59.2 RET.	10 MM	6		1.050		22.79		32	

LEFT WALL:  
CONCRETE JOIN 22.05X88.8 CM RET. SEMI-POLIDO CT59PC2

RIGHT WALL:  
CONCRETE MASS 22.05X88.8 CM RET. SEMI-POLIDO CT57PC2

FLOOR:  
DECOR SHADOW CONCRETE 59.2X59.2 CM SEMI-POLIDO PT65P

CONCRETE



DECOR CONCRETE SQUARE 1 59.2X59.2 CM RET. SEMI-POLIDO PT27P  
DECOR CONCRETE SQUARE 2 59.2X59.2 CM RET. SEMI-POLIDO PT28P



WALL:  
CONCRETE FUSE 22.05X88.8 CM RET. NATURAL CT58RC2

FLOOR:  
CONCRETE FUSE 44.3X88.8 CM RET. NATURAL CT58R



CONCRETE BLEND 59.2X59.2 CM RET. SEMI-POLIDO BRILHO PT66SPB



WALL:  
CONCRETE BLEND 22.05X88.8 CM RET. SEMI-POLIDO CT56PC2

FLOOR:  
CONCRETE BLEND 59.2X59.2 CM RET. SEMI-POLIDO PT66P



**BLEND**  
 44.3X88.8 CM RET. CT56R | C30 CT56P | C31  
 22.05X88.8 CM RET. CT56RC2 | C31 CT56PC2 | C32  
 59.2X59.2 CM RET. PT66R | C28 PT66P | C30 PT66SPB | C33  
 29.5X59.2 CM RET. PT66RC | C28 PT66PC | C30



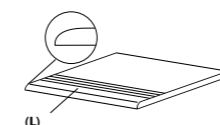
**MASS**  
 44.3X88.8 CM RET. CT57R | C30 CT57P | C31  
 22.05X88.8 CM RET. CT57RC2 | C31 CT57PC2 | C32  
 59.2X59.2 CM RET. PT67R | C28 PT67P | C30 PT67SPB | C33  
 29.5X59.2 CM RET. PT67RC | C28 PT67PC | C30



**FUSE**  
 44.3X88.8 CM RET. CT58R | C30 CT58P | C31  
 22.05X88.8 CM RET. CT58RC2 | C31 CT58PC2 | C32  
 59.2X59.2 CM RET. PT68R | C28 PT68P | C30 PT68SPB | C33  
 29.5X59.2 CM RET. PT68RC | C28 PT68PC | C30



**JOIN**  
 44.3X88.8 CM RET. CT59R | C30 CT59P | C31  
 22.05X88.8 CM RET. CT59RC2 | C31 CT59PC2 | C32  
 59.2X59.2 CM RET. PT69R | C28 PT69P | C30 PT69SPB | C33  
 29.5X59.2 CM RET. PT69RC | C28 PT69PC | C30



(L)  
**STAIRSTEP . DEGRAU . PELDAÑO**  
**NEZ-DE-MARCHE . STUFE . СТУПЕНЬ**  
 88.8(L)X44.3X1 CM RET. | D32  
 59.2(L)X59.2X1 CM RET. | D30  
 59.2(L)X29.5X1 CM RET. | D21  
 29.5(L)X59.2X1 CM RET. | D20




**SKIRTING . RODAPÉ . RODAPIÉ**  
**PLINTHE . SOCKEL . ПЛИНТУС**  
 8X44.3X1 CM RET. | D8  
 8X59.2X1 CM RET. | D11



44.3X88.8  
 22.05X88.8  
 59.2X59.2  
 29.5X59.2



NATURAL



**DECOR SQUARE 1**  
59.2X59.2 CM RET. PT27R | C32 PT27P | C33




**DECOR SQUARE 2**  
59.2X59.2 CM RET. PT28R | C32 PT28P | C33



**DECOR SHADOW**  
59.2X59.2 CM RET. PT65R | C29 PT65P | C31



**DECOR ROSETTE**  
59.2X59.2 CM RET. PT26R | C32 PT26P | C33



**BOND CONCRETE BLEND**  
22.05X88.8X1 CM FCT56P | D33



**BOND CONCRETE MASS**  
22.05X88.8X1 CM FCT57P | D33



**BOND CONCRETE FUSE**  
22.05X88.8X1 CM FCT58P | D33




**BOND CONCRETE JOIN**  
22.05X88.8X1 CM FCT59P | D33



**MOSAIC CONCRETE BLEND**  
(4.7X4.7 CM) 29.5X29.5X1 CM DC110 | D24



**MOSAIC CONCRETE FUSE**  
(4.7X4.7 CM) 29.5X29.5X1 CM DC112 | D24



**MOSAIC MERGE CONCRETE**  
(2.5X2.5 CM) 29.5X29.5X1 CM DC107<sup>®</sup> | D31



**MOSAIC CONCRETE MASS**  
(4.7X4.7 CM) 29.5X29.5X1 CM DC111 | D24



**MOSAIC CONCRETE JOIN**  
(4.7X4.7 CM) 29.5X29.5X1 CM DC113 | D24



## COLOURS

CORES . COLORES . COULEURS . FARBEN . ЦВЕТА



WHITE

TAUPE

GREY

ANTHRACITE

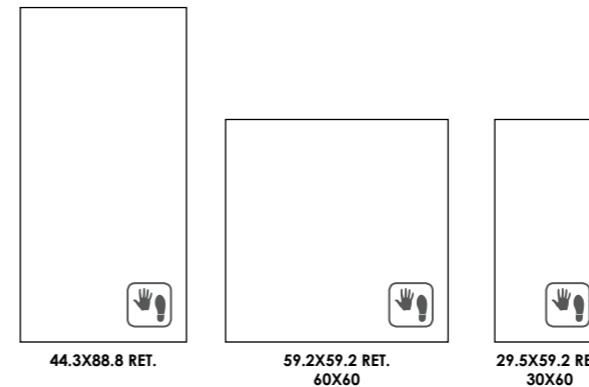
## SLIP RESISTANCE

RESISTÊNCIA AO ESCORREGAMENTO . RESISTENCIA AL DESLIZAMIENTO  
RÉSISTANCE AU GLISSEMENT . RUTSCHHEMMUNG . УСТОЙЧИВОСТЬ К СКОЛЬЖЕНИЮ



## SIZES (CM)

FORMATOS . FORMATOS . FORMATS . FORMAT . РАЗМЕРЫ



## PACKAGES AND WEIGHTS

EMBALAGENS E PESOS . EMBALAJES Y PESOS . EMBALLAGES ET POIDS . VERPACKUNGEN-GEWICHTE . УПАКОВКА И ВЕС

	SIZES (CM)		PIECES / BOX	SQM / BOX	WEIGHT / BOX	BOX / PALLET
	DIMENSÃO (CM) . FORMATO (CM) . FORMAT (CM) . MASSE (CM) . РАЗМЕРЫ (CM)	PEÇAS / CX . PIEZAS / CAJA . PIÈCES / BOÎTE . STÜCK / KARTON . ШТУК / КОРОБКА				
	44.3x88.8 RET.	10 MM	2	0.787	17.72	43
	59.2x59.2 RET.	10 MM	3	1.050	23.20	36
	29.5x59.2 RET.	8.5 MM	7	1.220	22.60	40
	60x60	10 MM	3	1.080	23.78	36
	30x60	8.5 MM	7	1.260	23.40	40







44.3X88.8  
59.2X59.2  
60X60



29.5X59.2  
30X60



**WHITE**

44.3X88.8 CM RET.  
59.2X59.2 CM RET.  
29.5X59.2 CM RET.  
60X60 CM  
30X60 CM

P9015R | C27  
P6025R | C25  
P3010R | C25  
P6025 | C18  
P3010 | C16



**TAUPE**

44.3X88.8 CM RET.  
59.2X59.2 CM RET.  
29.5X59.2 CM RET.  
60X60 CM  
30X60 CM

P9016R | C27  
P6026R | C25  
P3011R | C25  
P6026 | C18  
P3011 | C16



**GREY**

44.3X88.8 CM RET.  
59.2X59.2 CM RET.  
29.5X59.2 CM RET.  
60X60 CM  
30X60 CM

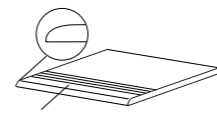
P9017R | C27  
P6027R | C25  
P3012R | C25  
P6027 | C18  
P3012 | C16



**ANTHRACITE**

44.3X88.8 CM RET.  
59.2X59.2 CM RET.  
29.5X59.2 CM RET.  
60X60 CM  
30X60 CM

P9018R | C27  
P6028R | C25  
P3013R | C25  
P6028 | C18  
P3013 | C16



(L)  
**STAIRSTEP . DEGRAU . PELDAÑO  
NEZ-DE-MARCHE . STUFE . СТУПЕНЬ**  
88.8(L)X44.3X1 CM RET. | D32  
59.2(L)X59.2X1 CM RET. | D30  
59.2(L)X29.5X0.85 CM RET. | D21  
29.5(L)X59.2X0.85 CM RET. | D20  
60(L)X60X1 CM | D25  
60(L)X30X0.85 CM | D18  
30(L)X60X0.85 CM | D16



**SKIRTING . RODAPÉ . РОДАПИЄ  
PLINTHE . SÖCKEL . ПЛИНТУС**  
8X44.3X1 CM RET. | D8  
8X59.2X1 CM RET. | D11  
8X29.5X0.85 CM RET. | D7  
8X60X1 CM | D9



**DECO KOMCEPT WHITE**  
59.2X59.2 CM RET.  
60X60 CM

P6030R<sup>(A)</sup> | C26  
P6030<sup>(A)</sup> | C19



**DECO KOMCEPT TAUPE**  
59.2X59.2 CM RET.  
60X60 CM

P6031R<sup>(A)</sup> | C26  
P6031<sup>(A)</sup> | C19



**DECO KOMCEPT GREY**  
59.2X59.2 CM RET.  
60X60 CM

P6032R<sup>(A)</sup> | C26  
P6032<sup>(A)</sup> | C19



**DECO KOMCEPT ANTHRACITE**  
59.2X59.2 CM RET.  
60X60 CM

P6033R<sup>(A)</sup> | C26  
P6033<sup>(A)</sup> | C19



**MOSAIC KOMCEPT WHITE**  
(9.7X9.7 CM)  
29.5X29.5X1 CM DC6000 | D13



**MOSAIC KOMCEPT TAUPE**  
(9.7X9.7 CM)  
29.5X29.5X1 CM DC6001 | D13



**MOSAIC KOMCEPT GREY**  
(9.7X9.7 CM)  
29.5X29.5X1 CM DC6002 | D13



**MOSAIC KOMCEPT ANTHRACITE**  
(9.7X9.7 CM)  
29.5X29.5X1 CM DC6003 | D13



59.2X59.2  
60X60

<sup>(A)</sup> IN EACH BOX THE COMBINATION OF THE 12 PIECES IS ENTIRELY RANDOM. THE SAME PIECE CAN BE REPEATED OR MAY NOT BE PRESENT IN THE BOX.

<sup>(A)</sup> EM CADA CAIXA A COMBINAÇÃO DAS 12 PEÇAS É TOTALMENTE ALEATÓRIA. A MESMA PEÇA PODE ESTAR REPETIDA OU PODE NÃO ESTAR PRESENTE NA CAIXA.

<sup>(A)</sup> EN CADA CAJA LA COMBINACIÓN DE LAS 12 PIEZAS ES TOTALMENTE ALEATORIO. LA MISMA PIEZA PUEDE REPETIRSE O PUEDE NO ESTAR PRESENTE EN LA CAJA.

<sup>(A)</sup> DANS CHAQUE BOITE LA COMBINAISON DES 12 PIÈCES EST ENTIÈREMENT ALÉATOIRE. LA MÊME PIÈCE PEUT ÊTRE RÉPÉTÉ OU PEUT NE PAS ÊTRE PRÉSENT DANS LA BOÎTE.

<sup>(A)</sup> IN JEDEM KARTON IST DIE KOMBINATION DER 12 STÜCK VÖLLIG ZUFÄLLIG. DIE GLEICHE STÜCK KANN IM KARTON WIEDERHOLT SEIN ODER KANN NICHT ENTHALTEN SEIN.

<sup>(A)</sup> В КАЖДОЙ КОРОБКЕ КОМБИНАЦИЯ ИЗ 12 ШТУК ЯВЛЯЕТСЯ ПОЛНОСТЬЮ СЛУЧАЙНЫМ. ТО ЖЕ ЭЛЕМЕНТЫ МОГУТ БЫТЬ ПОВТОРЯЕМЫ ИЛИ МОГУТ НЕ ПРИСУТСТВОВАТЬ В КОРОБКЕ.





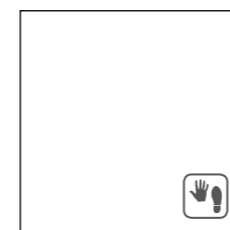
## COLOURS

CORES . COLORES . COULEURS . FARBEN . ЦВѢТА



## SIZES (CM)

FORMATOS . FORMATOS . FORMATS . FORMAT . РАЗМЕРЫ



59.2X59.2 RET.  
60X60

## PACKAGES AND WEIGHTS

EMBALAGENS E PESOS . EMBALAJES Y PESOS . EMBALLAGES ET POIDS . VERPACKUNGEN-GEWICHTE . УПАКОВКА И ВЕС

SIZES (CM)		PIECES / BOX	SQM / BOX	WEIGHT / BOX	BOX / PALLET
DIMENSÃO (CM) . FORMATO (CM) . FORMAT (CM) . MASSE (CM) . РАЗМЕРЫ (CM)	PEÇAS / CX . PIEZAS / CAJA . PIÈCES / BOÎTE . STÜCK / KARTON . ШТУК / КОРОБКА	M² / CX . M² / CAJA . M² / BOÎTE . M² / KARTON . КВ.М / КОРОБКА	PESO / CX . PESO / CAJA . POIDS / BOÎTE . GEWICHT / KARTON . ВЕС / КОРОБКА	CX / PALETTE . CAJA / PALLET . BOÎTE / PALETTE . KARTONS / PALETTE . КОРОБОК / ПОДДОН	
59.2X59.2 RET.	3	1.050	23.20	36	
60X60	3	1.080	23.78	36	



MERGE CLAY 59.2X59.2 CM RET. PT122R  
DECOR HIDRA MERGE 1 CLAY 59.2X59.2 CM RET. PT126R  
DECOR HIDRA MERGE 2 CLAY 59.2X59.2 CM RET. PT130R

DECOR HIDRA MERGE 1 CLAY 59.2X59.2 CM RET. PT126R  
DECOR HIDRA MERGE 2 CLAY 59.2X59.2 CM RET. PT130R

# MERGE



MERGE CEMENT 59.2X59.2 CM RET. PT123R  
DECOR STENCIL MERGE CEMENT 59.2X59.2 CM RET. DD127R  
FAIXA STENCIL MERGE CEMENT 59.2X59.2 CM RET. DF127R  
CANTO STENCIL MERGE CEMENT 59.2X59.2 CM RET. DC127R



**SAND**  
59.2X59.2 CM RET.  
60X60 CM

PT121R | C25  
PT121 | C18



**CEMENT**  
59.2X59.2 CM RET.  
60X60 CM

PT123R | C25  
PT123 | C18



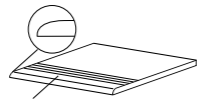
**CLAY**  
59.2X59.2 CM RET.  
60X60 CM

PT122R | C25  
PT122 | C18



**COTTO**  
59.2X59.2 CM RET.  
60X60 CM

PT124R | C25  
PT124 | C18



(L)  
**STAIRSTEP . DEGRAU . PELDAÑO**  
**NEZ-DE-MARCHE . STUFE . СТУПЕНЬ**  
59.2(L)X59.2X1 CM RET. | D30  
60(L)X60X1 CM | D25



**SKIRTING . RODAPÉ . RODAPIÉ**  
**PLINTHE . SÖCKEL . ПЛИНТУС**  
8X59.2X1 CM RET. | D11  
8X60X1 CM | D9



**DECOR HIDRA MERGE 1 SAND**  
59.2X59.2 CM RET.

PT125R | C27



**DECOR HIDRA MERGE 2 SAND**  
59.2X59.2 CM RET.

PT129R | C27



**DECOR HIDRA MERGE 1 CEMENT**  
59.2X59.2 CM RET.

PT127R | C27



**DECOR HIDRA MERGE 2 CEMENT**  
59.2X59.2 CM RET.

PT131R | C27




**DECOR HIDRA MERGE 1 CLAY**  
59.2X59.2 CM RET.

PT126R | C27



**DECOR HIDRA MERGE 2 CLAY**  
59.2X59.2 CM RET.

PT130R | C27



**DECOR HIDRA MERGE 1 COTTO**  
59.2X59.2 CM RET.

PT128R | C27



**DECOR HIDRA MERGE 2 COTTO**  
59.2X59.2 CM RET.

PT132R | C27





WALL + FLOOR  
PORCELAIN TILES



T3 - MODERATE  
VARIATION



MATTE



10 MM



**DECOR HIDRA MERGE 1 SAND**  
60X60 CM PT125 | C22 m<sup>2</sup>



**DECOR HIDRA MERGE 2 SAND**  
60X60 CM PT129 | C22 m<sup>2</sup>



**DECOR HIDRA MERGE 1 CEMENT**  
60X60 CM PT127 | C22 m<sup>2</sup>




**DECOR HIDRA MERGE 2 CEMENT**  
60X60 CM PT131 | C22 m<sup>2</sup>



**DECOR HIDRA MERGE 1 CLAY**  
60X60 CM PT126 | C22 m<sup>2</sup>



**DECOR HIDRA MERGE 2 CLAY**  
60X60 CM PT130 | C22 m<sup>2</sup>



**DECOR HIDRA MERGE 1 COTTO**  
60X60 CM PT128 | C22 m<sup>2</sup>



**DECOR HIDRA MERGE 2 COTTO**  
60X60 CM PT132 | C22 m<sup>2</sup>



**DECOR STENCIL SAND**  
59.2X59.2 CM RET. DD125R | D31  
60X60 CM DD125 | D30



**DECOR STENCIL CEMENT**  
59.2X59.2 CM RET. DD127R | D31  
60X60 CM DD127 | D30



**DECOR STENCIL CLAY**  
59.2X59.2 CM RET. DD126R | D31  
60X60 CM DD126 | D30



**DECOR STENCIL COTTO**  
59.2X59.2 CM RET. DD128R | D31  
60X60 CM DD128 | D30



**FAIXA STENCIL SAND**  
59.2X59.2 CM RET. DF125R | D30  
60X60 CM DF125 | D29



**FAIXA STENCIL CEMENT**  
59.2X59.2 CM RET. DF127R | D30  
60X60 CM DF127 | D29



WALL + FLOOR  
PORCELAIN TILES



T3 - MODERATE  
VARIATION



MATTE



10 MM



**FAIXA STENCIL CLAY**  
59.2X59.2 CM RET.  
60X60 CM  
DF126R | D30  
DF126 | D29



**FAIXA STENCIL COTTO**  
59.2X59.2 CM RET.  
60X60 CM  
DF128R | D30  
DF128 | D29



**CANTO STENCIL SAND**  
59.2X59.2 CM RET.  
60X60 CM  
DC125R | D30  
DC125 | D29



**CANTO STENCIL CEMENT**  
59.2X59.2 CM RET.  
60X60 CM  
DC127R | D30  
DC127 | D29



**CANTO STENCIL CLAY**  
59.2X59.2 CM RET.  
60X60 CM  
DC126R | D30  
DC126 | D29



**CANTO STENCIL COTTO**  
59.2X59.2 CM RET.  
60X60 CM  
DC128R | D30  
DC128 | D29




**MOSAIC MERGE SAND**  
(9.7X9.7 CM)  
29.5X29.5 CM DPT150 | D12



**MOSAIC MERGE CEMENT**  
(9.7X9.7 CM)  
29.5X29.5 CM DPT152 | D12



**MOSAIC MERGE CLAY**  
(9.7X9.7 CM)  
29.5X29.5 CM DPT151 | D12



**MOSAIC MERGE COTTO**  
(9.7X9.7 CM)  
29.5X29.5 CM DPT153 | D12



**FAIXA TAVOLE TAN**  
14.5X59.2 CM RET.  
FCT66C3 | D16



**CANTO TAVOLE TAN**  
14.5X14.5 CM RET. CCT66C3 | D4



**FAIXA TAVOLE BROWN**  
14.5X59.2 CM RET.  
FCT65C3 | D16



**CANTO TAVOLE BROWN**  
14.5X14.5 CM RET. CCT65C3 | D4



MERGE COTTO 59.2X59.2 CM RET. PT124R  
FAIXA TAVOLE BROWN 14.5X59.2 CM RET. FCT65C3  
CANTO TAVOLE BROWN 14.5X14.5 CM RET. CCT65C3



## COLOURS

CORES . COLORES . COULEURS . FARBEN . ЦВЕТА



BEIGE



GREY


## SLIP RESISTANCE

RESISTÊNCIA AO ESCORREGAMENTO . RESISTENCIA AL DESLIZAMIENTO  
RÉSISTANCE AU GLISSEMENT . RUTSCHHEMMUNG . УСТОЙЧИВОСТЬ К СКОЛЬЖЕНИЮ



## SIZES (CM)

FORMATOS . FORMATOS . FORMATS . FORMAT . РАЗМЕРЫ



44.3X88.8 RET.

## PACKAGES AND WEIGHTS

EMBALAGENS E PESOS . EMBALAJES Y PESOS . EMBALLAGES ET POIDS . VERPACKUNGEN-GEWICHTE . УПАКОВКА И ВЕС

SIZES (CM)		PIECES / BOX		SQM / BOX		WEIGHT / BOX		BOX / PALLET	
DIMENSÃO (CM)	FORMATO (CM)	PEÇAS / CX	PIEZAS / CAJA	M <sup>2</sup> / CX	M <sup>2</sup> / BOÎTE	PESO / CX	PESO / CAJA	CX / PALETTE	CAJA / PALLET
MASSE (CM)	РАЗМЕРЫ (CM)	ШТУК / KARTON	ШТИТК / КОРОБКА	M <sup>2</sup> / KARTON	КВ.М / КОРОБКА	GEWICHT / KARTON	ВЕС / КОРОБКА	KARTONS / PALETTE	КОРОБОК / ПОДДОН
44.3X88.8 RET.	10 MM	2		0.787		17.72		43	



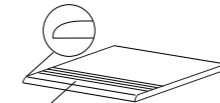
ALCOA GREY 44.3X88.8 CM RET. CT76R



**BEIGE**  
44.3X88.8 CM RET. CT75R | C27



**GREY**  
44.3X88.8 CM RET. CT76R | C27



(L)  
**STAIRSTEP . DEGRAU . PELDAÑO**  
**NEZ-DE-MARCHE . STUFE . СТУПЕНЬ**  
88.8(L)X44.3X1 CM RET. | D32



**SKIRTING . RODAPÉ . RODAPIÉ**  
**PLINTHE . SOCKEL . плитус**  
8X44.3X1 CM RET. | D8




**DECOR VERTEX BEIGE**  
44.3X44.3X1 CM DCT75V | D27



**DECOR VERTEX GREY**  
44.3X44.3X1 CM DCT76V | D27



**INFINITY ALCOA BEIGE**  
29.5X59.2X1 CM RET. DCT75 | D27



**INFINITY ALCOA GREY**  
29.5X59.2X1 CM RET. DCT76 | D27



WALL + FLOOR  
PORCELAIN TILES



T2 - SLIGHT  
VARIATION



MATTE



10 MM



R10





**CANTINA**  
59.2X59.2 CM RET.  
60X60 CM

PT91R | C23  
PT91 | C18



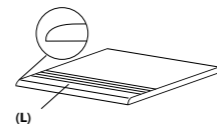
**TAVERN**  
59.2X59.2 CM RET.  
60X60 CM

PT92R | C23  
PT92 | C18

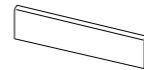


**ALFRESCO**  
59.2X59.2 CM RET.  
60X60 CM

PT90R | C23  
PT90 | C18



**(L)**  
**STAIRSTEP . DEGRAU . PELDAÑO**  
**NEZ-DE-MARCHE . STUFE . СТУПЕНЬ**  
59.2(L)X59.2X1 CM RET. | D30  
60(L)X60X1 CM | D25



**SKIRTING . RODAPÉ . RODAPIÉ**  
**PLINTHE . SOCKEL . ПЛИНТУС**  
8X59.2X1 CM RET. | D11  
8X60X1 CM | D9



VINTAGE ALFRESCO 59.2X59.2 CM RET. PT90R



VINTAGE ALFRESCO 59.2X59.2 CM RET. PT90R

## PACKAGES AND WEIGHTS

EMBALAGENS E PESOS . EMBALAJES Y PESOS . EMBALLAGES ET POIDS . VERPACKUNGEN-GEWICHTE . УПАКОВКА И ВЕС


SIZES (CM)		PIECES / BOX		SQM / BOX		WEIGHT / BOX		BOX / PALLET									
DIMENSÃO (CM)	FORMATO (CM)	PEÇAS / CX	PIEZAS / CAJA	PIÈCES / BOÎTE	M <sup>2</sup> / CX	M <sup>2</sup> / CAJA	M <sup>2</sup> / BOÎTE	PESO / CX	PESO / CAJA	POIDS / BOÎTE	GEWICHT / KARTON	ВЕС / КОРОБКА	CX / PALETTE	CAJA / PALLET	BOÎTE / PALETTE	KARTONS / PALETTE	КОРОБОК / ПОДДОН
59.2X59.2 RET.	10 MM	3	3	3	1.050	1.050	1.050	23.20	23.20	23.20	23.20	23.20	36	36	36	36	
60X60	10 MM	3	3	3	1.080	1.080	1.080	23.78	23.78	23.78	23.78	23.78	36	36	36	36	

# KOMPAKT



## COLOURS

CORES . COLORES . COULEURS . FARBEN . ЦВЕТА



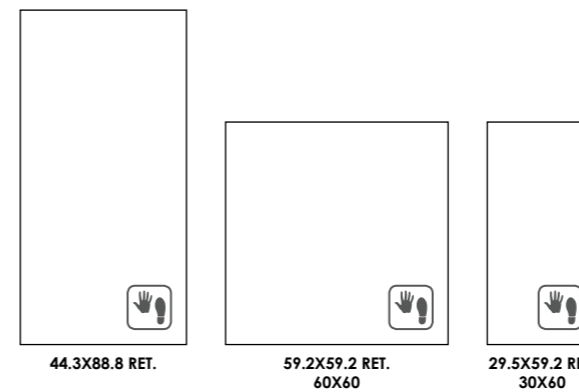
## SLIP RESISTANCE

RESISTÊNCIA AO ESCORREGAMENTO . RESISTENCIA AL DESLIZAMIENTO  
RÉSISTANCE AU GLISSEMENT . RUTSCHHEMMUNG . УСТОЙЧИВОСТЬ К СКОЛЬЖЕНИЮ








## SIZES (CM)

FORMATOS . FORMATOS . FORMATS . FORMAT . РАЗМЕРЫ



## PACKAGES AND WEIGHTS

EMBALAGENS E PESOS . EMBALAJES Y PESOS . EMBALLAGES ET POIDS . VERPACKUNGEN-GEWICHTE . УПАКОВКА И ВЕС

	SIZES (CM)		PIECES / BOX		SQM / BOX		WEIGHT / BOX		BOX / PALLET	
	DIMENSÃO (CM) . FORMATO (CM) . FORMAT (CM) . MASSE (CM) . РАЗМЕРЫ (CM)	THICKNESS (MM)	PEÇAS / CX . PIEZAS / CAJA . PIÈCES / BOÎTE . STÜCK / KARTON . ШТУК / КОРОБКА	PIECES / BOX	M <sup>2</sup> / CX . M <sup>2</sup> / CAJA . M <sup>2</sup> / BOÎTE . M <sup>2</sup> / KARTON . КВ.М / КОРОБКА	M <sup>2</sup>	PESO / CX . PESO / CAJA . POIDS / BOÎTE . GEWICHT / KARTON . ВЕС / КОРОБКА	KG	CX / PALETTE . CAJA / PALLET . BOÎTE / PALETTE . KARTONS / PALETTE . КОРОБОК / ПОДДОН	BOX / PALLET
 44.3x88.8 RET.	10 MM	2	0.787	17.72	43					
 59.2x59.2 RET.	10 MM	3	1.050	23.20	36					
 29.5x59.2 RET.	8.5 MM	7	1.220	22.60	40					
 60x60	10 MM	3	1.080	23.78	36					
 30x60	8.5 MM	7	1.260	23.40	40					

RIGHT WALL:  
KOMPAKT WHITE 44.3X88.8 CM RET. IN CT04R

LEFT WALL:  
MOSAIC KOMPAKT WHITE 29.5X29.5 CM DC820

FLOOR:  
KOMPAKT TAUPE 59.2X59.2 CM RET. IN PT86R

KOMPACT



FRONT WALL:  
KOMPACT TAUPE 44.3X88.8 CM RET. IN CT06R

LEFT WALL:  
MOSAIC MODULAR KOMPACT METAL TAUPE 59.2X59.2 CM DC812

FLOOR:  
KOMPACT TAUPE 59.2X59.2 CM RET. OUT PT96R



INFINITY KOMPACT DARK GREY 29.5X59.2 CM DC840



**WHITE**

44.3X88.8 CM RET.	CT04R   C29	CT24R   C29
59.2X59.2 CM RET.	PT84R   C26	PT94R   C27
29.5X59.2 CM RET.	CP62R   C26	CP92R   C27
60X60 CM	PT84   C18	PT94   C19
30X60 CM	CP62   C17	CP92   C18



**BEIGE**

44.3X88.8 CM RET.	CT05R   C29	CT25R   C29
59.2X59.2 CM RET.	PT85R   C26	PT95R   C27
29.5X59.2 CM RET.	CP63R   C26	CP93R   C27
60X60 CM	PT85   C18	PT95   C19
30X60 CM	CP63   C17	CP93   C18



**TAUPE**

44.3X88.8 CM RET.	CT06R   C29	CT26R   C29
59.2X59.2 CM RET.	PT86R   C26	PT96R   C27
29.5X59.2 CM RET.	CP64R   C26	CP94R   C27
60X60 CM	PT86   C18	PT96   C19
30X60 CM	CP64   C17	CP94   C18



**GREY**

44.3X88.8 CM RET.	CT07R   C29	CT27R   C29
59.2X59.2 CM RET.	PT87R   C26	PT97R   C27
29.5X59.2 CM RET.	CP65R   C26	CP95R   C27
60X60 CM	PT87   C18	PT97   C19
30X60 CM	CP65   C17	CP95   C18



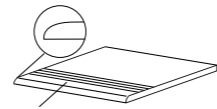
**DARK GREY**

44.3X88.8 CM RET.	CT08R   C29	CT28R   C29
59.2X59.2 CM RET.	PT88R   C26	PT98R   C27
29.5X59.2 CM RET.	CP66R   C26	CP96R   C27
60X60 CM	PT88   C18	PT98   C19
30X60 CM	CP66   C17	CP96   C18



**BLACK**

44.3X88.8 CM RET.	CT09R   C29	CT29R   C29
59.2X59.2 CM RET.	PT89R   C26	PT99R   C27
29.5X59.2 CM RET.	CP67R   C26	CP97R   C27
60X60 CM	PT89   C18	PT99   C19
30X60 CM	CP67   C17	CP97   C18



**(L)**  
**STAIRSTEP . DEGRAU . PELDAÑO**  
**NEZ-DE-MARCHE . STUFE . СТУПЕНЬ**  
 88.8(L)X44.3X1 CM RET. | D32  
 59.2(L)X59.2X1 CM RET. | D30  
 59.2(L)X29.5X0.85 CM RET. | D21  
 29.5(L)X59.2X0.85 CM RET. | D20  
 60(L)X60X1 CM | D25  
 60(L)X30X0.85 CM | D18  
 30(L)X60X0.85 CM | D16



**SKIRTING . RODAPÉ . RODAPIÉ**  
**PLINTHE . SOCKEL . ПЛИНТУС**  
 8X44.3X1 CM RET. | D8  
 8X59.2X1 CM RET. | D11  
 8X60X1 CM | D9



**DECKOMPACT WHITE**  
 59.2X59.2 CM RET. PT100R | C27 <sup>m²</sup>



**DECKOMPACT GREY**  
 59.2X59.2 CM RET. PT103R | C27 <sup>m²</sup>



**DECKOMPACT DARK GREY**  
 59.2X59.2 CM RET. PT104R | C27 <sup>m²</sup>



**DECKOMPACT BEIGE**  
 59.2X59.2 CM RET. PT101R | C27 <sup>m²</sup>



**DECKOMPACT TAUPE**  
 59.2X59.2 CM RET. PT102R | C27 <sup>m²</sup>



**DECKOMPACT BLACK**  
 59.2X59.2 CM RET. PT105R | C27 <sup>m²</sup>





**MOSAIC MODULAR KOMPACT WHITE**  
59.2X59.2 CM DC830 | D38



**MOSAIC MODULAR KOMPACT BEIGE**  
59.2X59.2 CM DC831 | D38



**MOSAIC MODULAR KOMPACT GREY**  
59.2X59.2 CM DC833 | D38



**MOSAIC MODULAR KOMPACT TAUPE**  
59.2X59.2 CM DC832 | D38



**MOSAIC MODULAR KOMPACT DARK GREY**  
59.2X59.2 CM DC834 | D38



**MOSAIC MODULAR KOMPACT BLACK**  
59.2X59.2 CM DC835 | D38



**MOSAIC MODULAR KOMPACT METAL WHITE**  
59.2X59.2 CM DC810 | D45



**MOSAIC MODULAR KOMPACT METAL BEIGE**  
59.2X59.2 CM DC811 | D45



**MOSAIC MODULAR KOMPACT METAL GREY**  
59.2X59.2 CM DC813 | D45



**MOSAIC MODULAR KOMPACT METAL TAUPE**  
59.2X59.2 CM DC812 | D45

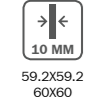


**MOSAIC MODULAR KOMPACT METAL DARK GREY**  
59.2X59.2 CM DC814 | D45




**MOSAIC MODULAR KOMPACT METAL BLACK**  
59.2X59.2 CM DC815 | D45





**INFINITY KOMPACT WHITE**  
29.5X59.2X1 CM DC836<sup>RA</sup> | D30



**INFINITY KOMPACT BEIGE**  
29.5X59.2X1 CM DC837<sup>RA</sup> | D30



**INFINITY KOMPACT GREY**  
29.5X59.2X1 CM DC839<sup>RA</sup> | D30

**INFINITY KOMPACT DARK GREY**  
29.5X59.2X1 CM DC840<sup>RA</sup> | D30



**INFINITY KOMPACT TAUPE**  
29.5X59.2X1 CM DC838<sup>RA</sup> | D30



**INFINITY KOMPACT BLACK**  
29.5X59.2X1 CM DC841<sup>RA</sup> | D30



**MOSAIC KOMPACT WHITE (4.7X4.7 CM)**  
29.5X29.5X1 CM DC820<sup>RA</sup> | D16




**MOSAIC KOMPACT BEIGE (4.7X4.7 CM)**  
29.5X29.5X1 CM DC821<sup>RA</sup> | D16



**MOSAIC KOMPACT TAUPE (4.7X4.7 CM)**  
29.5X29.5X1 CM DC822<sup>RA</sup> | D16




**MOSAIC KOMPACT GREY (4.7X4.7 CM)**  
29.5X29.5X1 CM DC823<sup>RA</sup> | D16




**MOSAIC KOMPACT DARK GREY (4.7X4.7 CM)**  
29.5X29.5X1 CM DC824<sup>RA</sup> | D16




**MOSAIC KOMPACT BLACK (4.7X4.7 CM)**  
29.5X29.5X1 CM DC825<sup>RA</sup> | D16




**MOSAIC KOMPACT WHITE (1.4X1.4 CM)**  
29.5X29.5X0.85 CM DPT84 | D38




**MOSAIC KOMPACT BEIGE (1.4X1.4 CM)**  
29.5X29.5X0.85 CM DPT85 | D38




**MOSAIC KOMPACT TAUPE (1.4X1.4 CM)**  
29.5X29.5X0.85 CM DPT86 | D38




**MOSAIC KOMPACT GREY (1.4X1.4 CM)**  
29.5X29.5X0.85 CM DPT87 | D38




**MOSAIC KOMPACT DARK GREY (1.4X1.4 CM)**  
29.5X29.5X0.85 CM DPT88 | D38



**MOSAIC KOMPACT BLACK (1.4X1.4 CM)**  
29.5X29.5X0.85 CM DPT89 | D38



**MOSAIC JUMBLE KOMPACT (1.4X1.4 CM)**  
29.5X29.5X0.85 CM DC806<sup>RA</sup> | D38

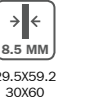
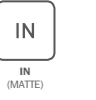


**MOSAIC JUMBLE KOMPACT (1.4X1.4 CM)**  
29.5X29.5X0.85 CM DC807<sup>RA</sup> | D38

WHITE  
BEIGE  
TAUPE

GREY  
DARK GREY  
BLACK

<sup>RA</sup> RANDOM DRAWING . DESENHO ALEATÓRIO . DISEÑO ALEATORIO . DESSIN ALÉATOIRE . WECHSELNDES DESIGN . ЖЕРЕБЬЕВКИ



KOMPACT TAUPE 59.2X59.2 CM RET. OUT PT96R



## COLOURS

CORES . COLORES . COULEURS . FARBEN . ЦВЕТА



## SLIP RESISTANCE

RESISTÊNCIA AO ESCORREGAMENTO . RESISTENCIA AL DESLIZAMIENTO  
RÉSISTANCE AU GLISSEMENT . RUTSCHHEMMUNG . УСТОЙЧИВОСТЬ К СКОЛЬЖЕНИЮ



NATURAL

## SIZES (CM)

FORMATOS . FORMATOS . FORMATS . FORMAT . РАЗМЕРЫ



## PACKAGES AND WEIGHTS

EMBALAGENS E PESOS . EMBALAJES Y PESOS . EMBALLAGES ET POIDS . VERPACKUNGEN-GEWICHTE . УПАКОВКА И ВЕС

DIMENSÃO (CM) . FORMATO (CM) . MASSE (CM) . РАЗМЕРЫ (CM)	SIZES (CM)	PEÇAS / CX . PIEZAS / CAJA . PIÈCES / BOÎTE STÜCK / KARTON . ШТУК / КОРОБКА	SQM / BOX M² / CX . M² / CAJA . M² / BOÎTE M² / KARTON . КВ.М / КОРОБКА	WEIGHT / BOX PESO / CX . PESO / CAJA . POIDS / BOÎTE GEWICHT / KARTON . ВЕС / КОРОБКА	BOX / PALLET CX / PALETTE . CAJA / PALLET . BOÎTE / PALETTE KARTONS / PALETTE . КОРОБОК / ПОДДОН
44.3X88.8 RET.	10 MM	2	0.787	17.72	43
59.2X59.2 RET.	10 MM	3	1.050	23.20	36
29.5X59.2 RET.	8.5 MM	7	1.220	22.60	40
60X60	10 MM	3	1.080	23.78	36
46X46	8.5 MM	5	1.060	19.80	36
30X60	8.5 MM	7	1.260	23.40	40

FLOOR:  
DUOMO BEGE 44.3X88.8 CM RET. SEMI-POLIDO CT62P



WALL:  
MOSAIC SIX DUOMO PRETO 29.5X29.5 CM SEMI-POLIDO DCP13EP  
FLOOR:  
DUOMO PRETO 59.2X59.2 CM RET. NATURAL PT83R



DUOMO BEGE 59.2X59.2 CM RET. SEMI-POLIDO PT82F  
DUOMO BRANCO 59.2X59.2 CM RET. SEMI-POLIDO PT80P  
DECOR NEOCLASS LINEAR DUOMO BEGE 29.5X59.2 CM SEMI-POLIDO DPT82GP





WALL:  
DUOMO BRANCO 29.5X59.2 CM RET. SEMI-POLIDO CP10P  
DUOMO BEGE 29.5X59.2 CM RET. SEMI-POLIDO CP12P


FLOOR:  
DUOMO BEGE 59.2X59.2 CM RET. SEMI-POLIDO PT82P  
DUOMO BRANCO 29.5X59.2 CM RET. SEMI-POLIDO CP10P  
DECOR NEOCLASS LINEAR DUOMO BEGE 29.5X59.2 CM SEMI-POLIDO DPT82GP



LEFT WALL | FRONT WALL:  
DUOMO CINZA 29.5X59.2 CM RET. SEMI-POLIDO CP11P

RIGHT WALL:  
BLOCK DUOMO PRETO 25X59.2 CM SEMI-POLIDO DPT83CP

FLOOR:  
DUOMO CINZA 59.2X59.2 CM RET. SEMI-POLIDO PT81P



**BRANCO**

44.3X88.8 CM RET.	CT60R   C30	CT60P   C31
59.2X59.2 CM RET.	PT80R   C26	PT80P   C28
29.5X59.2 CM RET.	CP10R   C26	CP10P   C28
60X60 CM	PT80   C18	
30X60 CM	CP10   C17	
46X46 CM	NT10   C15	



**BEGE**

44.3X88.8 CM RET.	CT62R   C30	CT62P   C31
59.2X59.2 CM RET.	PT82R   C26	PT82P   C28
29.5X59.2 CM RET.	CP12R   C26	CP12P   C28
60X60 CM	PT82   C18	
30X60 CM	CP12   C17	
46X46 CM	NT12   C15	



**CINZA**

44.3X88.8 CM RET.	CT61R   C30	CT61P   C31
59.2X59.2 CM RET.	PT81R   C26	PT81P   C28
29.5X59.2 CM RET.	CP11R   C26	CP11P   C28
60X60 CM	PT81   C18	
30X60 CM	CP11   C17	
46X46 CM	NT11   C15	



**PRETO**

44.3X88.8 CM RET.	CT63R   C30	CT63P   C31
59.2X59.2 CM RET.	PT83R   C26	PT83P   C28
29.5X59.2 CM RET.	CP13R   C26	CP13P   C28
60X60 CM	PT83   C18	
30X60 CM	CP13   C17	
46X46 CM	NT13   C15	



WALL + FLOOR  
PORCELAIN TILES



T3 - MODERATE  
VARIATION



NATURAL  
(MATTE)



SEMI-POLISHED  
(MATTE)



10 MM

44.3X88.8

59.2X59.2

60X60



8.5 MM

29.5X59.2

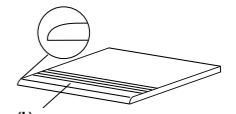
30X60

46X46



R11

NATURAL



(L)  
STAIRSTEP . DEGRAU . PELDAÑO

NEZ-DE-MARCHE . STUFE . СТУПЕНЬ

88.8(L)X44.3X1 CM RET. | D32

59.2(L)X59.2X1 CM RET. | D30

59.2(L)X29.5X0.85 CM RET. | D21

29.5(L)X59.2X0.85 CM RET. | D20

60(L)X60X1 CM | D25

30(L)X60X0.85 CM | D16

60(L)X30X0.85 CM | D18

46(L)X46X0.85 CM | D17



SKIRTING . RODAPÉ . RODAPIÉ

PLINTHE . SOCKEL . ПЛИНТУС

8X44.3X1 CM RET. | D8

8X59.2X1 CM RET. | D11

8X60X1 CM | D9

8X46X0.85 CM | D6



WALL + FLOOR  
PORCELAIN TILES



T3 - MODERATE  
VARIATION



SEMI-POLISHED  
(MATTE)



8.5 MM  
29.5X59.2  
30X60



**DECOR NEOCLASS LINEAR BRANCO**  
29.5X59.2 CM RET. DPT80GP | D33




**DECOR NEOCLASS LINEAR BEGE**  
29.5X59.2 CM RET. DPT82GP | D33



**DECOR NEOCLASS LINEAR CINZA**  
29.5X59.2 CM RET. DPT81GP | D33



**DECOR NEOCLASS LINEAR PRETO**  
29.5X59.2 CM RET. DPT83GP | D33




**BLOCK DUOMO BRANCO**  
25X59.2X0.85 CM DPT80CP | D38



**BLOCK DUOMO BEGE**  
25X59.2X0.85 CM DPT82CP | D38




**BLOCK DUOMO CINZA**  
25X59.2X0.85 CM DPT81CP | D38




**BLOCK DUOMO PRETO**  
25X59.2X0.85 CM DPT83CP | D38




**INFINITY DUOMO BRANCO**  
29.5X59.2X0.85 CM DCP10PSF | D29



**INFINITY DUOMO BEGE**  
29.5X59.2X0.85 CM DCP12PSF | D29



**INFINITY DUOMO CINZA**  
29.5X59.2X0.85 CM DCP11PSF | D29



**INFINITY DUOMO PRETO**  
29.5X59.2X0.85 CM DCP13PSF | D29



**MOSAIC SIX DUOMO BRANCO**  
29.5X29.5X0.85 CM DCP10EP | D35



**MOSAIC SIX DUOMO BEGE**  
29.5X29.5X0.85 CM DCP12EP | D35




**MOSAIC SIX DUOMO CINZA**  
29.5X29.5X0.85 CM DCP11EP | D35



**MOSAIC SIX DUOMO PRETO**  
29.5X29.5X0.85 CM DCP13EP | D35




**MOSAIC DUOMO BRANCO  
(4.7X4.7 CM)**  
29.5X29.5X0.85 CM  
DPT80AP | D23




**MOSAIC DUOMO BEGE  
(4.7X4.7 CM)**  
29.5X29.5X0.85 CM  
DPT82AP | D23




**MOSAIC DUOMO CINZA  
(4.7X4.7 CM)**  
29.5X29.5X0.85 CM  
DPT81AP | D23



**MOSAIC DUOMO PRETO  
(4.7X4.7 CM)**  
29.5X29.5X0.85 CM  
DPT83AP | D23



**MOSAIC MIX DUOMO BEGE  
(2.5X2.5 CM)**  
29.5X29.5X0.85 CM  
DCP02FR\* | D32



**MOSAIC MIX DUOMO CINZA  
(2.5X2.5 CM)**  
29.5X29.5X0.85 CM  
DCP13FR\* | D32



WALL + FLOOR  
PORCELAIN TILES



T3 - MODERATE  
VARIATION



SEMI-POLISHED  
(MATTE)



8.5 MM  
29.5X59.2  
30X60



DUOMO



## COLOURS

CORES . COLORES . COULEURS . FARBEN . ЦВЕТА



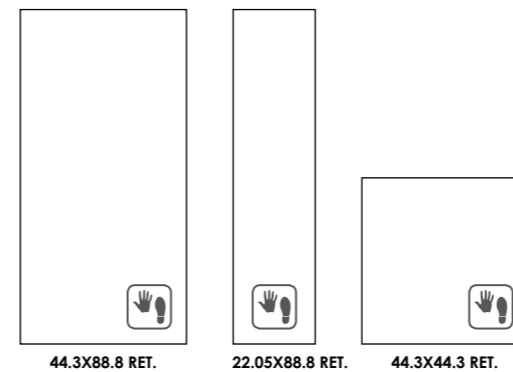
## SLIP RESISTANCE

RESISTÊNCIA AO ESCORREGAMENTO . RESISTENCIA AL DESLIZAMIENTO  
RÉSISTANCE AU GLISSEMENT . RUTSCHHEMMUNG . УСТОЙЧИВОСТЬ К СКОЛЬЖЕНИЮ



## SIZES (CM)

FORMATOS . FORMATOS . FORMATS . FORMAT . РАЗМЕРЫ



## PACKAGES AND WEIGHTS

EMBALAGENS E PESOS . EMBALAJES Y PESOS . EMBALLAGES ET POIDS . VERPACKUNGEN-GEWICHTE . УПАКОВКА И ВЕС

SIZES (CM)		PIECES / BOX		SQM / BOX		WEIGHT / BOX		BOX / PALLET	
DIMENSÃO (CM)	FORMATO (CM)	PEÇAS / CX	PIEZAS / CAJA	M² / CX	M² / CAJA	PESO / CX	PESO / CAJA	CX / PALETTE	CAJA / PALLET
MASSE (CM)	РАЗМЕРЫ (CM)	СТÜCK / KARTON	ШИТКИ / КОРОБКА	M² / KARTON	КВ.М / КОРОБКА	GEWICHT / KARTON	ВЕС / КОРОБКА	KARTONS / PALETTE	КОРОБОК / ПОДДОН
44.3x88.8 RET.	12 MM	2	0.787	21.26	36				
22.05x88.8 RET.	12 MM	4	0.783	20.88	42				
44.3x44.3 RET.	12 MM	4	0.785	21.32	36				

BACK WALL:  
CORE GOLDEN 22.05X88.8 CM RET. SEMI-POLIDO CT20PC2

FRONT WALL:  
MOSAIC DECOR CORE GOLDEN 22.05X22.05 CM DCT20L

FLOOR:  
CORE GOLDEN 44.3X44.3 CM RET. SEMI-POLIDO CT20PC1

CORE



WALL:  
CORE DUSK 22.05X88.8 CM RET. SEMI-POLIDO CT22PC  
CORE DUSK 44.3X88.8 CM RET. SEMI-POLIDO CT22P

FLOOR:  
CORE DUSK 44.3X88.8 CM RET. SEMI-POLIDO CT22P  
CORE ALVA 44.3X88.8 CM RET. NATURAL CT23R



CORE DUSK 44.3X88.8 CM RET. NATURAL CT22R



44.3X88.8  
22.05X88.8  
44.3X44.3



**GOLDEN**  
44.3X88.8 CM RET. CT20R | C30 CT20P | C31  
22.05X88.8 CM RET. CT20RC2 | C30 CT20PC2 | C31  
44.3X44.3 CM RET. CT20RC1 | C29 CT20PC1 | C30



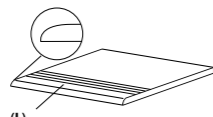
**LAND**  
44.3X88.8 CM RET. CT21R | C30 CT21P | C31  
22.05X88.8 CM RET. CT21RC2 | C30 CT21PC2 | C31  
44.3X44.3 CM RET. CT21RC1 | C29 CT21PC1 | C30



**ALVA**  
44.3X88.8 CM RET. CT23R | C30 CT23P | C31  
22.05X88.8 CM RET. CT23RC2 | C30 CT23PC2 | C31  
44.3X44.3 CM RET. CT23RC1 | C29 CT23PC1 | C30



**DUSK**  
44.3X88.8 CM RET. CT22R | C30 CT22P | C31  
22.05X88.8 CM RET. CT22RC2 | C30 CT22PC2 | C31  
44.3X44.3 CM RET. CT22RC1 | C29 CT22PC1 | C30



(L)  
**STAIRSTEP . DEGRAU . PELDAÑO  
NEZ-DE-MARCHE . STUFE . СТУПЕНЬ**  
88.8(L)X44.3X1.2 CM RET. | D32  
44.3(L)X44.3X1.2 CM RET. | D24




**SKIRTING . RODAPÉ . RODAPIÉ  
PLINTHE . SOCKEL . ПЛИНТУС**  
8X44.3X1.2 CM RET. | D8



**MOSAIC CORE  
GOLDEN (2.27X2.27 CM)**  
22.05X22.05 CM  
DCT20P | D30



**MOSAIC CORE  
LAND (2.27X2.27 CM)**  
22.05X22.05 CM  
DCT21P | D30



**MOSAIC CORE  
ALVA (2.27X2.27 CM)**  
22.05X22.05 CM  
DCT23P | D30



**MOSAIC CORE  
DUSK (2.27X2.27 CM)**  
22.05X22.05 CM  
DCT22P | D30




**MOSAIC DECOR CORE  
GOLDEN (2.27X2.27 CM)**  
22.05X22.05 CM  
DCT20L | D40



**MOSAIC DECOR CORE  
LAND (2.27X2.27 CM)**  
22.05X22.05 CM  
DCT21L | D40



**MOSAIC DECOR CORE  
ALVA (2.27X2.27 CM)**  
22.05X22.05 CM  
DCT23X | D38



**MOSAIC DECOR CORE  
DUSK (2.27X2.27 CM)**  
22.05X22.05 CM  
DCT22X | D38

**FRISO LATÃO**  
2.27X88.8 CM  
44.3X2.27 CM



FR88L | D33  
FR44L | D25

**FRISO INOX**  
2.27X88.8 CM  
44.3X2.27 CM



FR88X | D29  
FR44X | D21



44.3X88.8  
22.05X88.8  
44.3X44.3



CORE LAND 44.3X88.8 CM RET. SEMI-POLIDO CT21P

# PORTLAND

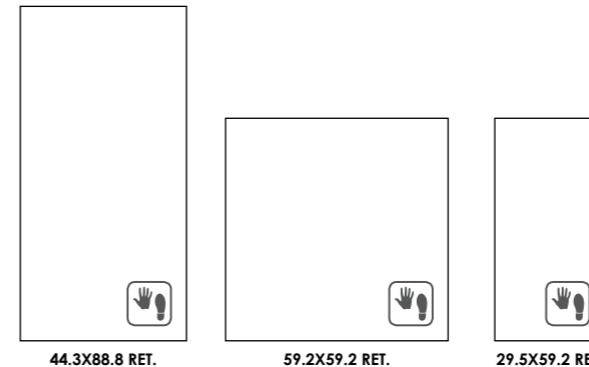
## COLOURS

CORES . COLORES . COULEURS . FARBEN . ЦВЕТА



## SIZES (CM)

FORMATOS . FORMATOS . FORMATS . FORMAT . РАЗМЕРЫ



44.3X88.8 RET.

59.2X59.2 RET.

29.5X59.2 RET.

## PACKAGES AND WEIGHTS

EMBALAGENS E PESOS . EMBALAJES Y PESOS . EMBALLAGES ET POIDS . VERPACKUNGEN-GEWICHTE . УПАКОВКА И ВЕС

DIMENSÃO (CM) . FORMATO (CM) . MASSE (CM) . РАЗМЕРЫ (CM)	SIZES (CM)	PEÇAS / CX . PIEZAS / CAJA . PIÈCES / BOÎTE STÜCK / KARTON . ШТУК / КОРОБКА	SQM / BOX M² / CX . M² / CAJA . M² / BOÎTE M² / KARTON . КВ.М / КОРОБКА	WEIGHT / BOX PESO / CX . PESO / CAJA . POIDS / BOÎTE GEWICHT / KARTON . ВЕС / КОРОБКА	BOX / PALLET CX / PALETTE . CAJA / PALLET . BOÎTE / PALETTE KARTONS / PALETTE . КОРОБОК / ПОДДОН
44.3X88.8 RET.	10 MM	2	0.787	17.72	43
59.2X59.2 RET.	10 MM	3	1.050	23.20	36
29.5X59.2 RET.	10 MM	6	1.050	22.79	32

WALL:  
PORTLAND CAMEL 29.5X59.2 CM RET. SEMI-POLIDO PT11PC

FLOOR:  
PORTLAND CAMEL 59.2X59.2 CM RET. SEMI-POLIDO PT11P

PORTLAND



PORTLAND SILVER 59.2X59.2 CM RET. SEMI-POLIDO PT12P



WALL + FLOOR  
PORCELAIN TILES



T2 - SLIGHT  
VARIATION



NATURAL  
(MATTE/SHINE)




SEMI-POLISHED  
(MATTE/SHINE)



10 MM

44.3X88.8  
59.2X59.2  
29.5X59.2



**SAND**  
44.3X88.8 CM RET. CT30R | C30 CT30P | C31  
59.2X59.2 CM RET. PT10R | C28 PT10P | C30  
29.5X59.2 CM RET. PT10RC | C28 PT10PC | C30



**CAMEL**  
44.3X88.8 CM RET. CT31R | C30 CT31P | C31  
59.2X59.2 CM RET. PT11R | C28 PT11P | C30  
29.5X59.2 CM RET. PT11RC | C28 PT11PC | C30



**BRICK**  
59.2X59.2 CM RET. PT13R | C28 PT13P | C30  
29.5X59.2 CM RET. PT13RC | C28 PT13PC | C30



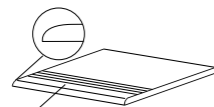
**SILVER**  
44.3X88.8 CM RET. CT33R | C30 CT33P | C31  
59.2X59.2 CM RET. PT12R | C28 PT12P | C30  
29.5X59.2 CM RET. PT12RC | C28 PT12PC | C30



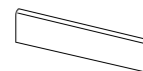
**MINERAL**  
44.3X88.8 CM RET. CT34R | C30 CT34P | C31  
59.2X59.2 CM RET. PT14R | C28 PT14P | C30  
29.5X59.2 CM RET. PT14RC | C28 PT14PC | C30



**BLACK**  
44.3X88.8 CM RET. CT35R | C30 CT35P | C31  
59.2X59.2 CM RET. PT15R | C28 PT15P | C30  
29.5X59.2 CM RET. PT15RC | C28 PT15PC | C30




(L)  
**STAIRSTEP . DEGRAU . PELDAÑO**  
NEZ-DE-MARCHE . STUFE . СТУПЕНЬ  
88.8(L)X44.3X1 CM RET. | D32  
59.2(L)X59.2X1 CM RET. | D30  
59.2(L)X29.5X1 CM RET. | D21  
29.5(L)X59.2X1 CM RET. | D20




**SKIRTING . RODAPÉ . RODAPIÉ**  
PLINTHE . SOCKEL . ПЛИНТУС  
8X44.3X1 CM RET. | D8  
8X59.2X1 CM RET. | D11




**MOSAIC PORTLAND SAND**  
(3.5X3.5 CM)  
29.5X29.5 CM DPT091<sup>(A)</sup> | D29




**MOSAIC PORTLAND CAMEL**  
(3.5X3.5 CM)  
29.5X29.5 CM DPT092<sup>(A)</sup> | D29




**MOSAIC PORTLAND BRICK**  
(3.5X3.5 CM)  
29.5X29.5 CM DPT094<sup>(A)</sup> | D29



**MOSAIC PORTLAND SILVER**  
(3.5X3.5 CM)  
29.5X29.5 CM DPT093<sup>(A)</sup> | D29



**MOSAIC PORTLAND MINERAL**  
(3.5X3.5 CM)  
29.5X29.5 CM DPT095<sup>(A)</sup> | D29



**MOSAIC PORTLAND BLACK**  
(3.5X3.5 CM)  
29.5X29.5 CM DPT096<sup>(A)</sup> | D29



WALL + FLOOR  
PORCELAIN TILES



T2 - SLIGHT  
VARIATION



NATURAL  
(MATTE/SHINE)



SEMI-POLISHED  
(MATTE/SHINE)



10 MM

44.3X88.8  
59.2X59.2  
29.5X59.2

<sup>(A)</sup> RANDOM DRAWING . DESENHO ALEATÓRIO . DISEÑO ALEATORIO . DESSIN ALÉATOIRE . WECHSELNDES DESIGN . ЖЕРЕБЬЕВКИ



**WALL:**  
PORTLAND CAMEL 29.5X59.2 CM RET. SEMI-POLIDO PT11PC

**FLOOR:**  
PORTLAND CAMEL 59.2X59.2 CM RET. SEMI-POLIDO PT11P





## COLOURS

CORES . COLORES . COULEURS . FARBEN . ЦВЕТА



## SLIP RESISTANCE

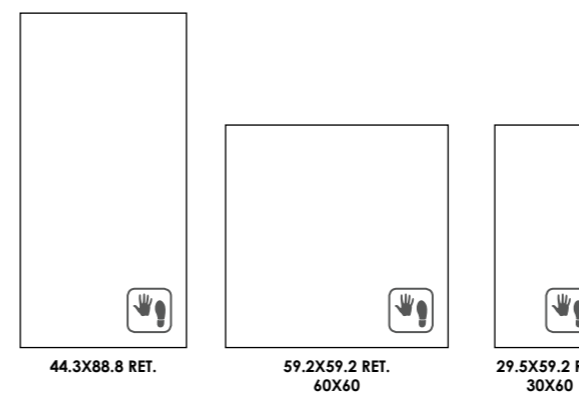
RESISTÊNCIA AO ESCORREGAMENTO . RESISTENCIA AL DESLIZAMIENTO  
RÉSISTANCE AU GLISSEMENT . RUTSCHHEMMUNG . УСТОЙЧИВОСТЬ К СКОЛЬЖЕНИЮ



HAMMERED

## SIZES (CM)

FORMATOS . FORMATOS . FORMATS . FORMAT . РАЗМЕРЫ




## PACKAGES AND WEIGHTS

EMBALAGENS E PESOS . EMBALAJES Y PESOS . EMBALLAGES ET POIDS . VERPACKUNGEN-GEWICHTE . УПАКОВКА И ВЕС

	SIZES (CM)		PIECES / BOX		SQM / BOX		WEIGHT / BOX		BOX / PALLET	
	DIMENSÃO (CM) . FORMATO (CM) . MASSE (CM) . РАЗМЕРЫ (CM)	THICKNESS (MM)	PEÇAS / CX . PIEZAS / CAJA . ПЬЕСЕС / БОЙТЕ . STÜCK / KARTON . ШТУК / КОРОБКА	THICKNESS (MM)	M <sup>2</sup> / CX . M <sup>2</sup> / CAJA . M <sup>2</sup> / БОЙТЕ . M <sup>2</sup> / KARTON . КВ.М / КОРОБКА	THICKNESS (MM)	PESO / CX . PESO / CAJA . POIDS / BOÏTE . GEWICHT / KARTON . ВЕС / КОРОБКА	THICKNESS (MM)	CX / PALETTE . CAJA / PALLET . БОЙТЕ / PALETTE . KARTONS / PALETTE . КОРОБОК / ПОДДОН	
	44.3X88.8 RET.	12 MM	2	12 MM	0.787	21.26	36			
	59.2X59.2 RET.	10 MM	3	10 MM	1.050	23.20	36			
	29.5X59.2 RET.	10 MM	6	10 MM	1.050	22.79	32			
	60X60	10 MM	3	10 MM	1.080	23.78	36			
	30X60	10 MM	6	10 MM	1.080	23.60	40			

WALL:  
STATE RESIN 30X60 CM BUJARDADO CP84

FLOOR:  
STATE TRAFFIC 60X60 CM NATURAL PT60



LEFT WALL:  
STATE CONCRETE 44.3X88.8 CM RET. NATURAL CT42R

FRONT WALL:  
STATE ASPHALT 44.3X88.8 CM RET. BUJARDADO CT53R

FLOOR:  
STATE CONCRETE 59.2X59.2 CM RET. NATURAL PT62R



WALL + FLOOR  
PORCELAIN TILES



T3 - MODERATE  
VARIATION



NATURAL  
(MATTE)



12 MM

44.3X88.8



10 MM

59.2X59.2  
29.5X59.2  
60X60  
30X60



**TRAFFIC**

44.3X88.8 CM RET.  
59.2X59.2 CM RET.  
29.5X59.2 CM RET.  
60X60 CM  
30X60 CM

CT40R | C30  
PT60R | C26  
CP70R | C26  
PT60 | C18  
CP70 | C17



**KRAFT**

44.3X88.8 CM RET.  
59.2X59.2 CM RET.  
29.5X59.2 CM RET.  
60X60 CM  
30X60 CM

CT41R | C30  
PT61R | C26  
CP71R | C26  
PT61 | C18  
CP71 | C17



**RESIN**

44.3X88.8 CM RET.  
59.2X59.2 CM RET.  
29.5X59.2 CM RET.  
60X60 CM  
30X60 CM

CT44R | C30  
PT64R | C26  
CP74R | C26  
PT64 | C18  
CP74 | C17



**TRAFFIC**

44.3X88.8 CM RET.  
59.2X59.2 CM RET.  
29.5X59.2 CM RET.  
60X60 CM  
30X60 CM

CT50R | C30  
PT70R | C26  
CP80R | C26  
PT70 | C18  
CP80 | C17



**KRAFT**

44.3X88.8 CM RET.  
59.2X59.2 CM RET.  
29.5X59.2 CM RET.  
60X60 CM  
30X60 CM

CT51R | C30  
PT71R | C26  
CP81R | C26  
PT71 | C18  
CP81 | C17



**RESIN**

44.3X88.8 CM RET.  
59.2X59.2 CM RET.  
29.5X59.2 CM RET.  
60X60 CM  
30X60 CM

CT54R | C30  
PT74R | C26  
CP84R | C26  
PT74 | C18  
CP84 | C17



WALL + FLOOR  
PORCELAIN TILES



T3 - MODERATE  
VARIATION



HAMMERED  
(MATTE)



12 MM

44.3X88.8



10 MM

59.2X59.2  
29.5X59.2  
60X60  
30X60



R11



**CONCRETE**

44.3X88.8 CM RET.  
59.2X59.2 CM RET.  
29.5X59.2 CM RET.  
60X60 CM  
30X60 CM

CT42R | C30  
PT62R | C26  
CP72R | C26  
PT62 | C18  
CP72 | C17



**ASPHALT**

44.3X88.8 CM RET.  
59.2X59.2 CM RET.  
29.5X59.2 CM RET.  
60X60 CM  
30X60 CM

CT43R | C30  
PT63R | C26  
CP73R | C26  
PT63 | C18  
CP73 | C17



**CONCRETE**

44.3X88.8 CM RET.  
59.2X59.2 CM RET.  
29.5X59.2 CM RET.  
60X60 CM  
30X60 CM

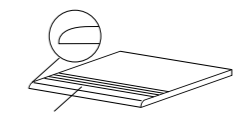
CT52R | C30  
PT72R | C26  
CP82R | C26  
PT72 | C18  
CP82 | C17



**ASPHALT**

44.3X88.8 CM RET.  
59.2X59.2 CM RET.  
29.5X59.2 CM RET.  
60X60 CM  
30X60 CM

CT53R | C30  
PT73R | C26  
CP83R | C26  
PT73 | C18  
CP83 | C17



(L)


**STAIRSTEP . DEGRAU . PELDAÑO**

**NEZ-DE-MARCHE . STUFE . СТУПЕНЬ**  
88.8(L)X44.3X1.2 CM RET. | D32  
59.2(L)X59.2X1 CM RET. | D30  
59.2(L)X29.5X1 CM RET. | D21  
29.5(L)X59.2X1 CM RET. | D20  
60(L)X60X1 CM | D25  
60(L)X30X1 CM | D18  
30(L)X60X1 CM | D16




**SKIRTING . RODAPÉ . РОДАПІЄ**

**PLINTHE . СОКЕЛ . ПЛИНТУС**  
8X44.3X1.2 CM RET. | D8  
8X59.2X1 CM RET. | D11  
8X60X1 CM | D9



**INFINITY STATE TRAFFIC**  
29.5X59.2X1 CM  
DCP70SF | D29



**INFINITY STATE RESIN**  
29.5X59.2X1 CM  
DCP74SF | D29



**INFINITY STATE ASPHALT**  
29.5X59.2X1 CM  
DCP73SF | D29



**INFINITY STATE TRAFFIC**  
29.5X59.2X1 CM  
DCP80SF | D29




**INFINITY STATE RESIN**  
29.5X59.2X1 CM  
DCP84SF | D29



**INFINITY STATE ASPHALT**  
29.5X59.2X1 CM  
DCP83SF | D29



**INFINITY STATE KRAFT**  
29.5X59.2X1 CM  
DCP71SF | D29



**INFINITY STATE CONCRETE**  
29.5X59.2X1 CM  
DCP72SF | D29



**INFINITY STATE KRAFT**  
29.5X59.2X1 CM  
DCP81SF | D29



**INFINITY STATE CONCRETE**  
29.5X59.2X1 CM  
DCP82SF | D29




**MOSAIC STATE TRAFFIC**  
(4.7X4.7 CM)  
29.5X29.5X1 CM DCT40M | D21



**MOSAIC STATE KRAFT**  
(4.7X4.7 CM)  
29.5X29.5X1 CM DCT41M | D21



**MOSAIC STATE RESIN**  
(4.7X4.7 CM)  
29.5X29.5X1 CM DCT44M | D21



**MOSAIC STATE CONCRETE**  
(4.7X4.7 CM)  
29.5X29.5X1 CM DCT42M | D21



**MOSAIC STATE ASPHALT**  
(4.7X4.7 CM)  
29.5X29.5X1 CM DCT43M | D21




**MOSAIC STATE TRAFFIC**  
(4.7X4.7 CM)  
29.5X29.5X1 CM DCT50M | D21




**MOSAIC STATE KRAFT**  
(4.7X4.7 CM)  
29.5X29.5X1 CM DCT51M | D21



**MOSAIC STATE RESIN**  
(4.7X4.7 CM)  
29.5X29.5X1 CM DCT54M | D21



**MOSAIC STATE CONCRETE**  
(4.7X4.7 CM)  
29.5X29.5X1 CM DCT52M | D21



**MOSAIC STATE ASPHALT**  
(4.7X4.7 CM)  
29.5X29.5X1 CM DCT53M | D21





## COLOURS

CORES . COLORES . COULEURS . FARBEN . ЦВЕТА



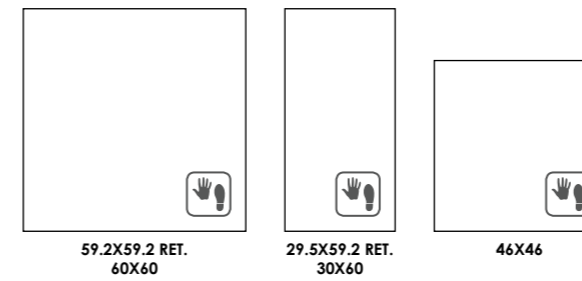
## SLIP RESISTANCE

RESISTÊNCIA AO ESCORREGAMENTO . RESISTENCIA AL DESLIZAMIENTO  
RÉSISTANCE AU GLISSEMENT . RUTSCHHEMMUNG . УСТОЙЧИВОСТЬ К СКОЛЬЖЕНИЮ



## SIZES (CM)

FORMATOS . FORMATOS . FORMATS . FORMAT . РАЗМЕРЫ



## PACKAGES AND WEIGHTS

EMBALAGENS E PESOS . EMBALAJES Y PESOS . EMBALLAGES ET POIDS . VERPACKUNGEN-GEWICHTE . УПАКОВКА И ВЕС


DIMENSÃO (CM) . FORMATO (CM) . FORMAT (CM) . MASSE (CM) . РАЗМЕРЫ (CM)	SIZES (CM)	PEÇAS / CX . PIEZAS / CAJA . PIÈCES / BOÎTE . STÜCK / KARTON . ШТУК / КОРОБКА	SQM / BOX	WEIGHT / BOX	BOX / PALLET
59.2X59.2 RET.	10 MM	3	1.050	23.20	36
29.5X59.2 RET.	8.5 MM	7	1.220	22.60	40
60X60 CM	10 MM	3	1.080	23.78	36
46X46	8.5 MM	5	1.060	19.80	36
30X60	8.5 MM	7	1.260	23.40	40

WALL:  
PLAN CLAY 29.5X59.2 CM RET. NATURAL CP06R

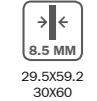
FLOOR:  
PLAN CLAY 59.2X59.2 CM RET. NATURAL PT44R



WALL:  
MOSAIC DECOR PLAN 29.5X29.5 CM DPT1A  
FLOOR:  
PLAN WOOD 59.2X59.2 CM RET. NATURAL PT45R



WALL:  
PLAN SAND 29.5X59.2 CM RET. NATURAL CP04R  
MOSAIC PLAN SAND 29.5X29.5 CM DPT43A  
FLOOR:  
PLAN SAND 59.2X59.2 CM RET. NATURAL PT43R



**WHITE**  
 59.2X59.2 CM RET. PT47R | C24 PT57R | C26  
 29.5X59.2 CM RET. CP08R | C24  
 60X60 CM PT47 | C18 PT57 | C20  
 30X60 CM CP08 | C17  
 59.2X59.2 NT47 | C15  
 60X60 CM



**CLAY**  
 59.2X59.2 CM RET. PT44R | C24 PT54R | C26  
 29.5X59.2 CM RET. CP05R | C24  
 60X60 CM PT44 | C18 PT54 | C20  
 30X60 CM CP05 | C17  
 46X46 CM NT44 | C15




**WOOD**  
 59.2X59.2 CM RET. PT45R | C24 PT55R | C26  
 29.5X59.2 CM RET. CP06R | C24  
 60X60 CM PT45 | C18 PT55 | C20  
 30X60 CM CP06 | C17  
 46X46 CM NT45 | C15



**CREAM**  
 59.2X59.2 CM RET. PT40R | C24 PT50R | C26  
 29.5X59.2 CM RET. CP01R | C24  
 60X60 CM PT40 | C18 PT50 | C20  
 30X60 CM CP01 | C17  
 46X46 CM NT40 | C15




**ALUMINIUM**  
 59.2X59.2 CM RET. PT41R | C24 PT51R | C26  
 29.5X59.2 CM RET. CP02R | C24  
 60X60 CM PT41 | C18 PT51 | C20  
 30X60 CM CP02 | C17  
 46X46 CM NT41 | C15



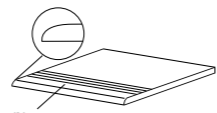
**STONE**  
 59.2X59.2 CM RET. PT46R | C24 PT56R | C26  
 29.5X59.2 CM RET. CP07R | C24  
 60X60 CM PT46 | C18 PT56 | C20  
 30X60 CM CP07 | C17  
 46X46 CM NT46 | C15



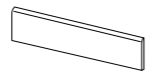
**SAND**  
 59.2X59.2 CM RET. PT43R | C24 PT53R | C26  
 29.5X59.2 CM RET. CP04R | C24  
 60X60 CM PT43 | C18 PT53 | C20  
 30X60 CM CP04 | C17  
 46X46 CM NT43 | C15




**MINERAL**  
 59.2X59.2 CM RET. PT42R | C24 PT52R | C26  
 29.5X59.2 CM RET. CP03R | C24  
 60X60 CM PT42 | C18 PT52 | C20  
 30X60 CM CP03 | C17  
 46X46 CM NT42 | C15




(L)  
**STAIRSTEP . DEGRAU . PELDAÑO**  
**NEZ-DE-MARCHE . STUFE . СТУПЕНЬ**  
 59.2(L)X59.2X1 CM RET. | D30  
 59.2(L)X29.5X0.85 CM RET. | D21  
 29.5(L)X59.2X0.85 CM RET. | D20  
 60(L)X60X1 CM | D25  
 60(L)X30X0.85 CM | D18  
 30(L)X60X0.85 CM | D16  
 46(L)X46X0.85 CM | D17




**SKIRTING . RODAPÉ . RODAPIÉ**  
**PLINTHE . SOCKEL . ПЛИНТУС**  
 8X59.2X1 CM RET. | D11  
 8X60X1 CM | D9  
 8X46X0.85 CM | D6



**MOSAIC DECOR PLAN (1.4X1.4 CM)**  
 29.5X29.5X0.85 CM DPT1A | D41  
 CREAM  
 SAND  
 WOOD




**MOSAIC DECOR PLAN (1.4X1.4 CM)**  
 29.5X29.5X0.85 CM DPT3A | D41  
 WOOD  
 SAND  
 CLAY




**MOSAIC DECOR PLAN (1.4X1.4 CM)**  
 29.5X29.5X0.85 CM DPT2A | D41  
 MINERAL  
 ALUMINIUM  
 CLAY




**MOSAIC DECOR PLAN (1.4X1.4 CM)**  
 29.5X29.5X0.85 CM DPT4A | D41  
 STONE  
 ALUMINIUM  
 MINERAL




**MOSAIC PLAN WHITE (1.4X1.4 CM)**  
 29.5X29.5X0.85 CM DPT17A | D40




**MOSAIC PLAN CREAM (1.4X1.4 CM)**  
 29.5X29.5X0.85 CM DPT40A | D40




**MOSAIC PLAN SAND (1.4X1.4 CM)**  
 29.5X29.5X0.85 CM DPT43A | D40




**MOSAIC PLAN WOOD (1.4X1.4 CM)**  
 29.5X29.5X0.85 CM DPT45A | D40




**MOSAIC PLAN CLAY (1.4X1.4 CM)**  
 29.5X29.5X0.85 CM DPT44A | D40




**MOSAIC PLAN ALUMINIUM (1.4X1.4 CM)**  
 29.5X29.5X0.85 CM DPT41A | D40




**MOSAIC PLAN MINERAL (1.4X1.4 CM)**  
 29.5X29.5X0.85 CM DPT42A | D40



**MOSAIC PLAN STONE (1.4X1.4 CM)**  
 29.5X29.5X0.85 CM DPT46A | D40



**MOSAIC PLAN WHITE (4.7X4.7 CM)**  
 29.5X29.5X0.85 CM DPT47C | D21




**MOSAIC PLAN CREAM (4.7X4.7 CM)**  
 29.5X29.5X0.85 CM DPT40C | D21



**MOSAIC PLAN SAND (4.7X4.7 CM)**  
 29.5X29.5X0.85 CM DPT43C | D21




**MOSAIC PLAN WOOD (4.7X4.7 CM)**  
 29.5X29.5X0.85 CM DPT45C | D21




**MOSAIC PLAN CLAY (4.7X4.7 CM)**  
 29.5X29.5X0.85 CM DPT44C | D21



**MOSAIC PLAN ALUMINIUM (4.7X4.7 CM)**  
 29.5X29.5X0.85 CM DPT41C | D21



**MOSAIC PLAN MINERAL (4.7X4.7 CM)**  
 29.5X29.5X0.85 CM DPT42C | D21



**MOSAIC PLAN STONE (4.7X4.7 CM)**  
 29.5X29.5X0.85 CM DPT46C | D21



WALL + FLOOR  
PORCELAIN TILES



T2 - SLIGHT  
VARIATION



MATTE



10 MM




R11



C



**DECK**  
14.5X88.8 CM RET. CT77C3 | C28



DECK 14.5X88.8 CM RET. CT77C3



DECK 14.5X88.8 CM RET. CT77C3

## PACKAGES AND WEIGHTS

EMBALAGENS E PESOS . EMBALAJES Y PESOS . EMBALLAGES ET POIDS . VERPACKUNGEN-GEWICHTE . УПАКОВКА И ВЕС

SIZES (CM)		PIECES / BOX		SQM / BOX		WEIGHT / BOX		BOX / PALLET	
DIMENSÃO (CM)	FORMATO (CM)	PEÇAS / CX	PIEZAS / CAJA	M <sup>2</sup> / CX	M <sup>2</sup> / CAJA	PESO / CX	PESO / CAJA	CX / PALETTE	CAJA / PALLET
MASSE (CM)	РАЗМЕРЫ (CM)	СТÜCK / KARTON	ШТУК / КОРОБКА	M <sup>2</sup> / BOÎTE	M <sup>2</sup> / BOÎTE	GEWICHT / KARTON	ВЕС / КОРОБКА	KARTONS / PALETTE	КОРОБОК / ПОДДОН
14.5X88.8 RET.	10 MM	7	7	0.900	0.900	20.07	20.07	45	45



# TAVOLE



## COLOURS

CORES . COLORES . COULEURS . FARBEN . ЦВЕТА



## SLIP RESISTANCE

RESISTÊNCIA AO ESCORREGAMENTO . RESISTENCIA AL DESLIZAMIENTO  
RÉSISTANCE AU GLISSEMENT . RUTSCHHEMMUNG . УСТОЙЧИВОСТЬ К СКОЛЬЖЕНИЮ



## SIZES (CM)

FORMATOS . FORMATOS . FORMATS . FORMAT . РАЗМЕРЫ



22.05X88.8 RET.




14.5X88.8 RET.

## PACKAGES AND WEIGHTS

EMBALAGENS E PESOS . EMBALAJES Y PESOS . EMBALLAGES ET POIDS . VERPACKUNGEN-GEWICHTE . УПАКОВКА И ВЕС

SIZES (CM)		PIECES / BOX		SQM / BOX		WEIGHT / BOX		BOX / PALLET	
DIMENSÃO (CM)	FORMATO (CM)	PEÇAS / CX	PIEZAS / CAJA	M <sup>2</sup> / CX	M <sup>2</sup> / BOÍTE	PESO / CX	PESO / CAJA	CX / PALETTE	CAJA / PALLET
MASSA (CM)	РАЗМЕРЫ (CM)	СТÜCK / KARTON	ШИТК / КОРОБКА	M <sup>2</sup> / KARTON	КВ.М / КОРОБКА	GEWICHT / KARTON	ВЕС / КОРОБКА	KARTONS / PALETTE	КОРОБОК / ПОДДОН
22.05X88.8 RET.	10 MM	5		0.980		21.67		44	
14.5X88.8 RET.	10 MM	7		0.900		20.07		45	

TAVOLE TAN 22.05X88.8 CM RET. CT66C2  
TAVOLE TAN 14.5X88.8 CM RET. CT66C3



TAVOLE BROWN 14.5X88.8 CM RET. CT65C3

				
<b>WHITE</b> 22.05X88.8 CM RET. CT64C2   C28 14.5X88.8 CM RET. CT64C3   C28	<b>TAN</b> 22.05X88.8 CM RET. CT66C2   C28 14.5X88.8 CM RET. CT66C3   C28	<b>BROWN</b> 22.05X88.8 CM RET. CT65C2   C28 14.5X88.8 CM RET. CT65C3   C28	<b>CANTO TAVOLE TAN</b> 14.5X14.5 CM RET. CCT66C3   D4	<b>CANTO TAVOLE BROWN</b> 14.5X14.5 CM RET. CCT65C3   D4
				
			<b>FAIXA TAVOLE TAN</b> 14.5X59.2 CM RET. FCT66C3   D16	<b>FAIXA TAVOLE BROWN</b> 14.5X59.2 CM RET. FCT65C3   D16









TAVOLE TAN 22.05X88.8 CM RET. CT66C2  
TAVOLE TAN 14.5X88.8 CM RET. CT66C3

## COLOURS

CORES . COLORES . COULEURS . FARBEN . ЦВЕТА



BEGE

CASTANHO

CINZA

## SLIP RESISTANCE

RESISTÊNCIA AO ESCORREGAMENTO . RESISTENCIA AL DESLIZAMIENTO  
RÉSISTANCE AU GLISSEMENT . RUTSCHHEMMUNG . УСТОЙЧИВОСТЬ К СКОЛЬЖЕНИЮ



NATURAL



ANTI-SLIP

## SIZES (CM)

FORMATOS . FORMATOS . FORMATS . FORMAT . РАЗМЕРЫ



14.5X90

## PACKAGES AND WEIGHTS



EMBALLAGENS E PESOS . EMBALAJES Y PESOS . EMBALLAGES ET POIDS . VERPACKUNGEN-GEWICHTE . УПАКОВКА И ВЕС

SIZES (CM)	PIECES / BOX	SQM / BOX	WEIGHT / BOX	BOX / PALLET
DIMENSÃO (CM) . FORMATO (CM) . FORMAT (CM) MASSE (CM) . РАЗМЕРЫ (CM)	PEÇAS / CX . PIEZAS / CAJA . PIÈCES / BOÎTE STÜCK / KARTON . ШТУК / КОРОБКА	M <sup>2</sup> / CX . M <sup>2</sup> / CAJA . M <sup>2</sup> / BOÎTE M <sup>2</sup> / KARTON . КВ.М / КОРОБКА	PESO / CX . PESO / CAJA . POIDS / BOÎTE GEWICHT / KARTON . ВЕС / КОРОБКА	CX / PALETTE . CAJA / PALLET . BOÎTE / PALETTE KARTONS / PALETTE . КОРОБОК / ПОДДОН
14.5X90	7	0.910	19.50	45



SHERWOOD BEGE 14.5X90 CM NATURAL CT67C4



<b>BEGE</b> 14.5X90 CM	 <b>CT67C4</b>   C18	<b>CASTANHO</b> 14.5X90 CM	 <b>CT68C4</b>   C18	<b>CINZA</b> 14.5X90 CM	 <b>CT69C4</b>   C18
	 <b>CT70C4</b>   C18		 <b>CT71C4</b>   C18		 <b>CT72C4</b>   C18

-  WALL + FLOOR PORCELAIN TILES
-  T2 - SLIGHT VARIATION
-  NATURAL (MATTE)
-  ANTI-SLIP (MATTE)
-  10 MM
-  R9 NATURAL
-  R10 ANTI-DERRAP.



SHERWOOD CASTANHO 14.5X90 CM NATURAL CT68C4

## COLOURS

CORES . COLORES . COULEURS . FARBEN . ЦВЕТА



LUX

## SLIP RESISTANCE

RESISTÊNCIA AO ESCORREGAMENTO . RESISTENCIA AL DESLIZAMIENTO  
RÉSISTANCE AU GLISSEMENT . RUTSCHHEMMUNG . УСТОЙЧИВОСТЬ К СКОЛЬЖЕНИЮ



## SIZES (CM)

FORMATOS . FORMATOS . FORMATS . FORMAT . РАЗМЕРЫ



29.5X59.2 RET.  
30X60



45.5X45.5 RET.  
46X46

## PACKAGES AND WEIGHTS

EMBALAGENS E PESOS . EMBALAJES Y PESOS . EMBALLAGES ET POIDS . VERPACKUNGEN-GEWICHTE . УПАКОВКА И ВЕС

DIMENSÃO (CM) FORMATO (CM) FORMAT (CM) MASSA (CM)	PEÇAS / CX PIEZAS / CAJA PIÈCES / BOÎTE STÜCK / KARTON ШТУК / КОРОБКА	SQM / BOX M² / CX . M² / CAJA . M² / BOÎTE M² / KARTON . КВ.М / КОРОБКА	WEIGHT / BOX PESO / CX . PESO / CAJA . POIDS / BOÎTE GEWICHT / KARTON . ВЕС / КОРОБКА	BOX / PALLET CX / PALETTE . CAJA / PALLET . BOÎTE / PALETTE KARTONS / PALETTE . КОРОБОК / ПОДДОН	
					→←
29.5X59.2 RET.	8.5 MM	7	1.220	22.60	40
45.5X45.5 RET.	8.5 MM	5	1.035	19.39	31
46X46	8.5 MM	5	1.060	19.80	36
30X60	8.5 MM	7	1.260	23.40	40



WALL:  
DECOR LUX 29.5X59.2 CM RET. CP31R

FLOOR:  
LUX 29.5X59.2 CM RET. CP30R  
DECOR LUX 29.5X59.2 CM RET. CP31R



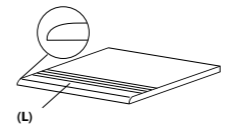
**LUX**  
29.5X59.2 CM RET. CP30R | C26  
45.5X45.5 CM RET. NP19R | C26  
30X60 CM CP30 | C21  
46X46 CM NP19 | C21



**DECOR LUX**  
29.5X59.2 CM RET. CP31R | C28  
45.5X45.5 CM RET. NP20R | C28




**FANXA LUX**  
5.4X59.2 CM F7847 | D12  
5.4X60 CM F7846 | D11




(L)  
**STAIRSTEP . DEGRAU . PELDAÑO**  
**NEZ-DE-MARCHE . STUFE . СТУПЕНЬ**  
29.5(L)X59.2X0.85 CM RET. | D20  
59.2(L)X29.5X0.85 CM RET. | D21  
45.5(L)X45.5X0.85 CM RET. | D22  
30(L)X60X0.85 CM | D16  
60(L)X30X0.85 CM | D18  
46(L)X46X0.85 CM | D17



**SKIRTING . RODAPÉ . RODAPIÉ**  
**PLINTHE . SOCKEL . ПЛИНТУС**  
8X59.2X0.85 CM RET. | D11  
8X45.5X0.85 CM RET. | D7  
8X60X0.85 CM | D9  
8X46X0.85 CM | D6



**MOSAIC LUX (4.7X4.7 CM)**  
29.5X29.5X0.85 CM DC120 | D23



**MOSAIC DECOR LUX (4.7X4.7 CM)**  
29.5X29.5X0.85 CM DC121 | D23



29.5X59.2  
45.5X45.5  
30X60  
46X46





## COLOURS

CORES . COLORES . COULEURS . FARBEN . ЦВЕТА



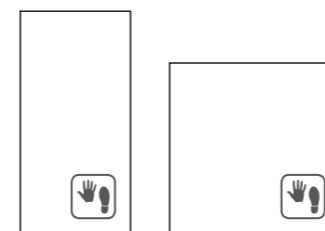
## SLIP RESISTANCE

RESISTÊNCIA AO ESCORREGAMENTO . RESISTENCIA AL DESLIZAMIENTO  
RÉSISTANCE AU GLISSEMENT . RUTSCHHEMMUNG . УСТОЙЧИВОСТЬ К СКОЛЬЖЕНИЮ



## SIZES (CM)

FORMATOS . FORMATOS . FORMATS . FORMAT . РАЗМЕРЫ



29.5X59.2 RET.  
30X60

46X46

## PACKAGES AND WEIGHTS

EMBALAGENS E PESOS . EMBALAJES Y PESOS . EMBALLAGES ET POIDS . VERPACKUNGEN-GEWICHTE . УПАКОВКА И ВЕС

DIMENSÃO (CM) . FORMATO (CM) . FORMAT (CM) . MASSE (CM) . РАЗМЕРЫ (CM)	SIZES (CM)		PIECES / BOX		SQM / BOX		WEIGHT / BOX		BOX / PALLET	
	→	←	PEÇAS / CX . PIEZAS / CAJA . ПЬЕСЫ / БОЙТЕ . ШТÜCK / KARTON . ШТУК / КОРОЕКА	PIECES / BOX	M² / CX . M² / CAJA . M² / БОЙТЕ . M² / KARTON . КВ.М. / КОРОЕКА	M²	PESO / CX . PESO / CAJA . POIDS / БОЙТЕ . GEWICHT / KARTON . ВЕС / КОРОЕКА	KG	CX / PALETTE . CAJA / PALLET . БОЙТЕ / PALETTE . KARTONS / PALETTE . КОРОЕКА / ПОДДОН	CX
29.5X59.2 RET.	8.5 MM		7		1.220		22.60		40	
46X46	8.5 MM		5		1.060		19.80		36	
30X60	8.5 MM		7		1.260		23.40		40	

RIGHT WALL:  
SLATE BRANCO 30X60 CM MY30

LEFT WALL:  
SLATE ANTRACITE 30X60 CM MY31


FLOOR:  
SLATE 46X46 CM MT31



SLATE BEGE 30X60 CM MY35



**BRANCO**  
29.5X59.2 CM RET. MY30R | C23  
30X60 CM MY30 | C17  
46X46 CM MT30 | C15



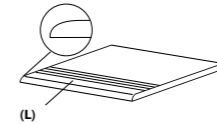
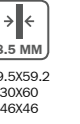
**BEGE**  
29.5X59.2 CM RET. MY35R | C23  
30X60 CM MY35 | C17  
46X46 CM MT35 | C15



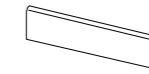
**ANTRACITE**  
29.5X59.2 CM RET. MY31R | C23  
30X60 CM MY31 | C17  
46X46 CM MT31 | C15



**GRAFITE**  
29.5X59.2 CM RET. MY32R | C23  
30X60 CM MY32 | C17  
46X46 CM MT32 | C15



**(L)**  
**STAIRSTEP . DEGRAU . PELDAÑO**  
**NEZ-DE-MARCHE . STUFE . СТУПЕНЬ**  
29.5(L)X59.2X0.85 CM RET. | D20  
59.2(L)X29.5X0.85 CM RET. | D21  
30(L)X60X0.85 CM | D16  
60(L)X30X0.85 CM | D18  
46(L)X46X0.85 CM | D17



**SKIRTING . RODAPÉ . RODAPIÉ**  
**PLINTHE . SOCKEL . ПЛИНТУС**  
8X59.2X0.85 CM RECT. | D11  
8X60X0.85 CM | D9  
8X46X0.85 CM | D6




**MOSAICO SLATE BRANCO**  
**(14.6X14.6 CM)**  
29.5X29.5X0.85 CM DMY30G | D23




**MOSAICO SLATE BEGE**  
**(14.6X14.6 CM)**  
29.5X29.5X0.85 CM DMY35G | D23



**MOSAICO SLATE ANTRACITE**  
**(14.6X14.6 CM)**  
29.5X29.5X0.85 CM DMY31G | D23




**MOSAICO SLATE GRAFITE**  
**(14.6X14.6 CM)**  
29.5X29.5X0.85 CM DMY32G | D23




**MOSAICO SLATE BRANCO**  
**(7.2X7.2 CM)**  
29.5X29.5X0.85 CM DMY30P | D26



**MOSAICO SLATE BEGE**  
**(7.2X7.2 CM)**  
29.5X29.5X0.85 CM DMY35P | D26



**MOSAICO SLATE ANTRACITE**  
**(7.2X7.2 CM)**  
29.5X29.5X0.85 CM DMY31P | D26



**MOSAICO SLATE GRAFITE**  
**(7.2X7.2 CM)**  
29.5X29.5X0.85 CM DMY32P | D26





## COLOURS

CORES . COLORES . COULEURS . FARBEN . ЦВѢТА



MARFIM



OCRE



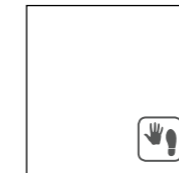
NEGRO

## SIZES (CM)

FORMATOS . FORMATS . FORMATS . FORMAT . РАЗМЕРЫ



29.5X59.2 RET.  
30X60



45.5X45.5 RET.  
46X46

## PACKAGES AND WEIGHTS

EMBALAGENS E PESOS . EMBALAJES Y PESOS . EMBALLAGES ET POIDS . VERPACKUNGEN-GEWICHTE . УПАКОВКА И ВЕС

DIMENSÃO (CM) . FORMATO (CM) . FORMAT (CM) . MASSE (CM) . РАЗМЕРЫ (CM)	SIZES (CM)	PEÇAS / CX . PIEZAS / CAJA . PIÈCES / BOÎTE . STÜCK / KARTON . ШТУК / КОРОБКА	PIECES / BOX	SQM / BOX M² / CX . M² / CAJA . M² / BOÎTE . M² / KARTON . КВ.М / КОРОБКА	WEIGHT / BOX PESO / CX . PESO / CAJA . POIDS / BOÎTE . GEWICHT / KARTON . ВЕС / КОРОБКА	BOX / PALLET CX / PALETTE . CAJA / PALLET . BOÎTE / PALETTE . KARTONS / PALETTE . КОРОБК / ПОДДОН
29.5X59.2 RET.	8.5 MM	7	7	1.220	22.60	40
45.5X45.5 RET.	8.5 MM	5	5	1.035	19.39	31
46X46	8.5 MM	5	5	1.060	19.80	36
30X60	8.5 MM	7	7	1.260	23.40	40



VESÚVIO OCRE 29.5X59.2 CM RET. SEMI-POLIDO CO11P

VESÚVIO NEGRO 46X46 CM NATURAL NO17



VESÚVIO MARFIM 46X46 CM NATURAL NO18



**MARFIM**  
 29.5X59.2 CM RET.  
 45.5X45.5 CM RET.  
 30X60 CM  
 46X46 CM

CO10 | C19  
 NO18 | C19

CO10P | C29  
 NO18P | C29



**NEGRO**  
 29.5X59.2 CM RET.  
 45.5X45.5 CM RET.  
 30X60 CM  
 46X46 CM

CO13 | C19  
 NO17 | C19

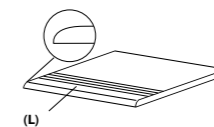
CO13P | C29  
 NO17P | C29



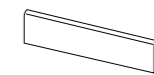
**OCRE**  
 29.5X59.2 CM RET.  
 45.5X45.5 CM RET.  
 30X60 CM  
 46X46 CM

CO11 | C19  
 NO19 | C19

CO11P | C29  
 NO19P | C29




**STAIRSTEP . DEGRAU . PELDAÑO**  
**NEZ-DE-MARCHE . STUFE . СТУПЕНЬ**  
 29.5(L)X59.2X0.85 CM RET. | D20  
 59.2(L)X29.5X0.85 CM RET. | D21  
 45.5(L)X45.5X0.85 CM RET. | D22  
 30(L)X60X0.85 CM | D16  
 60(L)X30X0.85 CM | D18  
 46(L)X46X0.85 CM | D17



**SKIRTING . RODAPÉ .**  
**RODAPÉ**  
**PLINTHE . SOCKEL .**  
**ПЛИНТУС**  
 8X59.2X0.85 CM RET. | D11  
 8X45.5X0.85 CM RET. | D7  
 8X60X0.85 CM | D9  
 8X46X0.85 CM | D6




29.5X59.2  
 45.5X45.5  
 30X60  
 46X46



**INFINITY VESÚVIO MARFIM**  
 29.5X59.2X0.85 CM

DC010PSF | D29



**INFINITY VESÚVIO NEGRO**  
 29.5X59.2X0.85 CM

DC013PSF | D29



**INFINITY VESÚVIO OCRE**  
 29.5X59.2X0.85 CM

DC011PSF | D29

# SAHARA

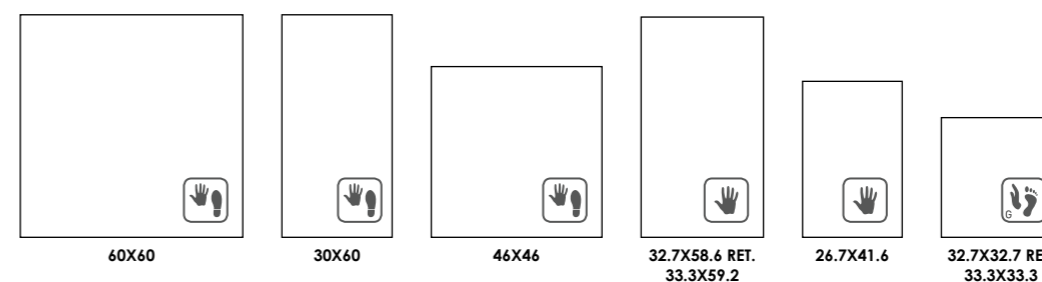
## COLOURS

CORES . COLORES . COULEURS . FARBEN . ЦВѢТА



## SIZES (CM)

FORMATOS . FORMATOS . FORMATS . FORMAT . РАЗМЕРЫ



## PACKAGES AND WEIGHTS

EMBALAGENS E PESOS . EMBALAJES Y PESOS . EMBALLAGES ET POIDS . VERPACKUNGEN-GEWICHTE . УПАКОВКА И ВЕС

DIMENSÃO (CM) . FORMATO (CM) . FORMAT (CM) . MASSE (CM) . РАЗМЕРЫ (CM)	SIZES (CM)	PEÇAS / CX . PIEZAS / CAJA . PIÈCES / BOÎTE . STÜCK / KARTON . ШТУК / КОРОБКА	SQM / BOX . M² / CX . M² / CAJA . M² / BOÎTE . M² / KARTON . КВ.М / КОРОБКА	PESO / CX . PESO / CAJA . POIDS / BOÎTE . GEWICHT / KARTON . ВЕС / КОРОБКА	BOX / PALLET . CAJA / PALLET . BOÎTE / PALETTE . KARTONS / PALETTE . КОРОБОК / ПОДДОН
60X60	10 MM	3	1.080	23.78	36
46X46	8,5 MM	5	1.060	19.80	36
30X60	8,5 MM	7	1.260	23.40	40
37.2X58.6 RET.	10,4 MM	7	1.327	22.63	32
33.3X59.2	10,4 MM	7	1.380	24.35	32
26.7X41.6	7,7 MM	9	1.000	13.13	78
32.7X32.7 RET.	7,5 MM	9	0.962	15.81	46
33.3X33.3	7,5 MM	9	1.000	16.40	68

BACK WALL:  
SAHARA CAMURÇA 32.7X58.6 CM RET. RR389

FRONT WALL:  
SAHARA BEGE 32.7X58.6 CM RET. RR387

FLOOR:  
SAHARA CAMURÇA 32.7X32.7 CM RET. PR312

# SAHARA



BACK WALL:  
SAHARA BEGE 32.7X58.6 CM RET. RR387

RIGHT WALL:  
DECOR SAHARA BEGE 32.7X58.6 CM RET. D631  
FAIXA PLATINA SAHARA BEGE 32.7X5.4 CM F2878R  
SAHARA BEGE 32.7X58.6 CM RET. RR387

FLOOR:  
SAHARA BEGE 32.7X32.7 CM RET. PR310



WALL:  
SAHARA MARFIM 26.7X41.6 CM R427  
PRÉ-CORTE SAHARA MARFIM 26.7X41.6 CM R434

FLOOR:  
SAHARA VULCÃO 33.3X33.3 CM P313




FLOOR:  
SAHARA PRETO 60X60 CM PT33  
SAHARA CINZA CLARO 60X60 CM PT31  
SAHARA RODAPÉ PRETO 8X60 CM




LEFT WALL:  
SAHARA CINZA 32.7X58.6 CM RET. RR388  
SEMI-CORTE SAHARA CINZA 32.7X58.6 CM RET. DSC54  
SAHARA PRETO 32.7X58.6 CM RET. RR391  
RIGHT WALL:  
SAHARA PRETO 32.7X58.6 CM RET. RR391  
FLOOR:  
SAHARA PRETO 32.7X32.7 CM RET. PR314



**BEGE**  
60X60 CM PT30 | C18  
30X60 CM CO21 | C15  
46X46 CM NO10 | C15



**CINZA**  
60X60 CM PT31 | C18  
30X60 CM CO22 | C15  
46X46 CM NO06 | C15



**CINZA ESCURO**  
60X60 CM PT32 | C18  
30X60 CM CO23 | C15  
46X46 CM NO05 | C15




**PRETO**  
60X60 CM PT33 | C18  
30X60 CM CO25 | C15  
46X46 CM NO04 | C15



**MARFIM**  
30X60 CM CO20 | C15  
46X46 CM NO03 | C15



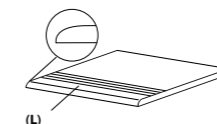
**VULCÃO**  
30X60 CM CO24 | C15  
46X46 CM NO07 | C15



**CAMURÇA**  
46X46 CM NO09 | C15



**VERDE SECO**  
46X46 CM NO08 | C15



**STAIRSTEP . DEGRAU . PELDAÑO**  
NEZ-DE-MARCHE . STUFE . СТУПЕНЬ  
60(L)X60X1 CM | D25  
30(L)X60X0.85 CM | D16  
60(L)X30X0.85 CM | D18  
46(L)X46X0.85 CM | D17



**SKIRTING . RODAPÉ . RODAPIÉ**  
PLINTHE . SOCKEL . ПЛИНТУС  
8X60X0.85 CM | D9  
8X46X0.85 CM | D6



WALL  
WALL TILES



T2 - SLIGHT  
VARIATION



MATTE



10.4 MM  
32.7X58.6  
33.3X59.2



7.7 MM  
26.7X41.6



**MARFIM**  
32.7X58.6 CM RET. RR386 | C21  
33.3X59.2 CM R386 | C12  
26.7X41.6 CM R427 | C6



**BEGE**  
32.7X58.6 CM RET. RR387 | C21  
33.3X59.2 CM R387 | C12  
26.7X41.6 CM R428 | C6



**CINZA**  
32.7X58.6 CM RET. RR388 | C21  
33.3X59.2 CM R388 | C12  
26.7X41.6 CM R429 | C6



**CAMURÇA**  
32.7X58.6 CM RET. RR389 | C21  
33.3X59.2 CM R389 | C12  
26.7X41.6 CM R446 | C6



**VULCÃO**  
32.7X58.6 CM RET. RR390 | C21  
33.3X59.2 CM R390 | C12  
26.7X41.6 CM R442 | C6



**PRETO**  
32.7X58.6 CM RET. RR391 | C21  
33.3X59.2 CM R391 | C12  
26.7X41.6 CM R443 | C6




**DECOR MARFIM**  
32.7X58.6 CM RET. D630 | D25



**DECOR BEGE**  
32.7X58.6 CM RET. D631 | D25



**DECOR CINZA**  
32.7X58.6 CM RET. D632 | D25



**FAIXA PLATINA SAHARA MARFIM**  
32.7X5.4 CM F2881R | D8  
33.3X5.4 CM F2881 | D7



**FAIXA PLATINA SAHARA BEGE**  
32.7X5.4 CM F2878R | D8  
33.3X5.4 CM F2878 | D7




**FAIXA PLATINA SAHARA CINZA**  
32.7X5.4 CM F2877R | D8  
33.3X5.4 CM F2877 | D7



**DECOR CAMURÇA**  
32.7X58.6 CM RET. D633 | D25



**DECOR VULCÃO**  
32.7X58.6 CM RET. D634 | D25



**DECOR PRETO**  
32.7X58.6 CM RET. D635 | D25



**FAIXA PLATINA SAHARA CAMURÇA**  
32.7X5.4 CM F2874R | D8  
33.3X5.4 CM F2874 | D7



**FAIXA PLATINA SAHARA VULCÃO**  
32.7X5.4 CM F2876R | D8  
33.3X5.4 CM F2876 | D7



**FAIXA PLATINA SAHARA PRETO**  
32.7X5.4 CM F2875R | D8  
33.3X5.4 CM F2875 | D7



**SEMI-CORTE MARFIM**  
32.7X58.6 CM RET. DSC58 | D25



**FAIXA SEMI-CORTE SAHARA MARFIM**  
5.4X58.6 CM F2916 | D8  
32.7X5.4 CM F2893 | D5




**SEMI-CORTE BEGE**  
32.7X58.6 CM RET. DSC53 | D25



**FAIXA SEMI-CORTE SAHARA BEGE**  
5.4X58.6 CM F2917 | D8  
32.7X5.4 CM F2894 | D5



**SEMI-CORTE CINZA**  
32.7X58.6 CM RET. DSC54 | D25



**FAIXA SEMI-CORTE SAHARA CINZA**  
5.4X58.6 CM F2919 | D8  
32.7X5.4 CM F2896 | D5



**SEMI-CORTE CAMURÇA**  
32.7X58.6 CM RET. DSC55 | D25



**FAIXA SEMI-CORTE SAHARA CAMURÇA**  
5.4X58.6 CM F2918 | D8  
32.7X5.4 CM F2895 | D5




**SEMI-CORTE VULCÃO**  
32.7X58.6 CM RET. DSC56 | D25



**FAIXA SEMI-CORTE SAHARA VULCÃO**  
5.4X58.6 CM F2920 | D8  
32.7X5.4 CM F2897 | D5



**SEMI-CORTE PRETO**  
32.7X58.6 CM RET. DSC57 | D25



**FAIXA SEMI-CORTE SAHARA PRETO**  
5.4X58.6 CM F2921 | D8  
32.7X5.4 CM F2898 | D5



WALL  
WALL TILES



T2 - SLIGHT  
VARIATION



MATTE



10.4 MM  
32.7X58.6  
33.3X59.2



7.7 MM  
26.7X41.6



WALL  
WALL TILES



T2 - SLIGHT  
VARIATION



MATTE



10.4 MM




7.7 MM

32.7X58.6  
33.3X59.2

26.7X41.6



**MOSAICO GEO SAHARA BEGE**  
(2.5X2.5 CM)  
32.7X32.7X1.04 CM DC557 | D29




**MOSAICO GEO SAHARA CINZA**  
(2.5X2.5 CM)  
32.7X32.7X1.04 CM DC556 | D29



**MOSAICO SAHARA MARFIM**  
(2.5X2.5 CM)  
32.7X32.7X1.04 CM DC550 | D26



**MOSAICO SAHARA BEGE**  
(2.5X2.5 CM)  
32.7X32.7X1.04 CM DC551 | D26




**MOSAICO SAHARA CINZA**  
(2.5X2.5 CM)  
32.7X32.7X1.04 CM DC554 | D26



**MOSAICO SAHARA CAMURÇA**  
(2.5X2.5 CM)  
32.7X32.7X1.04 CM DC552 | D26



**MOSAICO SAHARA VULCÃO**  
(2.5X2.5 CM)  
32.7X32.7X1.04 CM DC553 | D26



**MOSAICO SAHARA PRETO**  
(2.5X2.5 CM)  
32.7X32.7X1.04 CM DC555 | D26



**FAIXA RISCAS SAHARA MARFIM**  
26.7X6.5 CM F2070 | D7



**FAIXA RISCAS SAHARA BEGE**  
26.7X6.5 CM F2068 | D7



**FAIXA RISCAS SAHARA CINZA**  
26.7X6.5 CM F2069 | D7



**FAIXA GEOMÉTRICA SAHARA BEGE**  
26.7X4.8 CM F0855<sup>(A)</sup> | D6



**FAIXA GEOMÉTRICA SAHARA CINZA**  
26.7X4.8 CM F0856<sup>(A)</sup> | D6



**FAIXA TALISMAN SAHARA BEGE**  
26.7X4.8 CM F2075 | D7



**PRÉ-CORTE MARFIM**  
26.7X41.6 CM R434 | C16



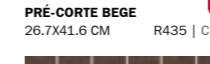
**PRÉ-CORTE BEGE**  
26.7X41.6 CM R435 | C16



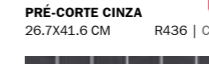
**PRÉ-CORTE CINZA**  
26.7X41.6 CM R436 | C16



**PRÉ-CORTE CAMURÇA**  
26.7X41.6 CM R447 | C16




**PRÉ-CORTE VULCÃO**  
26.7X41.6 CM R444 | C16




**PRÉ-CORTE PRETO**  
26.7X41.6 CM R445 | C16




**MARFIM**  
32.7X32.7 CM RET. PR315 | C21  
33.3X33.3 CM P315 | C7




**BEGE**  
32.7X32.7 CM RET. PR310 | C21  
33.3X33.3 CM P310 | C7




**CINZA**  
32.7X32.7 CM RET. PR311 | C21  
33.3X33.3 CM P311 | C7



**CAMURÇA**  
32.7X32.7 CM RET. PR312 | C21  
33.3X33.3 CM P312 | C7



**VULCÃO**  
32.7X32.7 CM RET. PR313 | C21  
33.3X33.3 CM P313 | C7



**PRETO**  
32.7X32.7 CM RET. PR314 | C21  
33.3X33.3 CM P314 | C7



WALL  
WALL TILES



T2 - SLIGHT  
VARIATION



MATTE



7.7 MM

26.7X41.6



WALL + FLOOR  
GLAZED FLOOR TILES



T2 - SLIGHT  
VARIATION

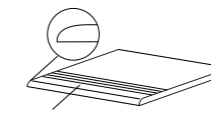


MATTE



7.5 MM

32.7X32.7  
33.3X33.3



**(L)**  
**STAIRSTEP . DEGRAU . PELDAÑO**  
**NEZ-DE-MARCHE . STUFE . ступень**  
32.7(L)X32.7X0.75 CM RET. | D15  
33.3(L)X33.3X0.75 CM | D13



**SKIRTING . RODAPÉ . RODAPIÉ**  
**PLINTE . SOCKEL . плинтус**  
8X32.7X0.75 CM RET. | D4  
8X33.3X0.75 CM | D3



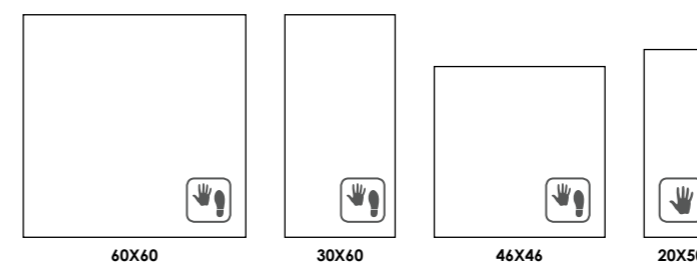
## COLOURS

CORES . COLORES . COULEURS . FARBEN . ЦВЕТА



## SIZES (CM)

FORMATOS . FORMATOS . FORMATS . FORMAT . РАЗМЕРЫ



## PACKAGES AND WEIGHTS

EMBALAGENS E PESOS . EMBALAJES Y PESOS . EMBALLAGES ET POIDS . VERPACKUNGEN-GEWICHTE . УПАКОВКА И ВЕС

	<b>SIZES (CM)</b> DIMENSÃO (CM) . FORMATO (CM) . FORMAT (CM) MASSE (CM) . РАЗМЕРЫ (CM)	<b>PIECES / BOX</b> PEÇAS / CX . PIEZAS / CAJA . PIÈCES / BOÎTE STÜCK / KARTON . ШТУК / КОРОБКА	<b>SQM / BOX</b> M² / CX . M² / CAJA . M² / BOÎTE M² / KARTON . КВ.М / КОРОБКА	<b>WEIGHT / BOX</b> PESO / CX . PESO / CAJA . POIDS / BOÎTE GEWICHT / KARTON . ВЕС / КОРОБКА	<b>BOX / PALLET</b> CX / PALETTE . CAJA / PALLET . BOÎTE / PALETTE KARTONS / PALETTE . КОРОБОК / ПОДДОН	
	→←					
	60X60	10 MM	3	1.080	23.78	36
	46X46	8.5 MM	5	1.060	19.80	36
	30X60	8.5 MM	7	1.260	23.40	40
	20X50	10.4 MM	12	1.200	20.40	48







FRONT WALL:  
TEMPO CINZA 20X50 CM R643  
MOSAICO TEMPO CINZA 20X50 CM DCO52

RIGHT WALL:  
TEMPO PRETO 20X50 CM R645  
TEMPO CINZA 20X50 CM R643


FLOOR:  
TEMPO PRETO 60X60 CM PT04



**MARFIM**  
60X60 CM PT01 | C18  
30X60 CM CP50 | C15  
46X46 CM NT60 | C15




**BEGE**  
60X60 CM PT02 | C18  
30X60 CM CP51 | C15  
46X46 CM NT61 | C15



**CINZA**  
60X60 CM PT05 | C18  
30X60 CM CP52 | C15  
46X46 CM NT62 | C15



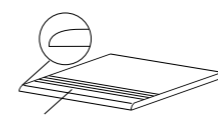
**MOKA**  
60X60 CM PT06 | C18  
30X60 CM CP54 | C15  
46X46 CM NT64 | C15



**ANTRACITE**  
60X60 CM PT07 | C18  
30X60 CM CP56 | C15  
46X46 CM NT59 | C15



**PRETO**  
60X60 CM PT04 | C18  
30X60 CM CP55 | C15  
46X46 CM NT65 | C15



(L)  
**STAIRSTEP - DEGRAU . PELDAÑO**  
**NEZ-DE-MARCHE . STUFE . СТУПЕНЬ**  
60(L)X60X1 CM | D25  
30(L)X60X0.85 CM | D16  
60(L)X30X0.85 CM | D18  
46(L)X46X0.85 CM | D17



**SKIRTING . RODAPÉ . RODAPIÉ**  
**PLINTHE . SOCKEL . ПЛИНТУС**  
8X60X0.85 CM | D9  
8X46X0.85 CM | D6



WALL + FLOOR  
PORCELAIN TILES



T2 - SLIGHT  
VARIATION



MATTE



10 MM  
60X60



8.5 MM  
30X60  
46X46




**MOSAICO TEMPO MARFIM**  
(3.5X3.5 CM)  
29.5X29.5X0.85 CM DPT141 | D27



**MOSAICO TEMPO BEGE**  
(3.5X3.5 CM)  
29.5X29.5X0.85 CM DPT142 | D27



**MOSAICO TEMPO MOKA**  
(3.5X3.5 CM)  
29.5X29.5X0.85 CM DPT146 | D27



**MOSAICO TEMPO CINZA**  
(3.5X3.5 CM)  
29.5X29.5X0.85 CM DPT145 | D27



**MOSAICO TEMPO ANTRACITE**  
(3.5X3.5 CM)  
29.5X29.5X0.85 CM DPT137 | D27



**MOSAICO TEMPO PRETO**  
(3.5X3.5 CM)  
29.5X29.5X0.85 CM DPT144 | D27



**DECOR HANA MARFIM**  
20X50 CM

D2100 | D22



**DECOR HANA CINZA**  
20X50 CM

D2101 | D22



**MOSAICO TEMPO MARFIM (2.3X4.8 CM)**  
20X50 CM

DC050 | D29



**MOSAICO TEMPO BEGE (2.3X4.8 CM)**  
20X50 CM

DC051 | D29



**MOSAICO TEMPO MOKA (2.3X4.8 CM)**  
20X50 CM

DC053 | D29




**MOSAICO TEMPO CINZA (2.3X4.8 CM)**  
20X50 CM

DC052 | D29



**MOSAICO TEMPO ANTRACITE (2.3X4.8 CM)**  
20X50 CM

DC056 | D29



**MOSAICO TEMPO PRETO (2.3X4.8 CM)**  
20X50 CM

DC054 | D29



**MARFIM**  
20X50 CM R640 | C11



**BEGE**  
20X50 CM R641 | C11



**MOKA**  
20X50 CM R644 | C11



**CINZA**  
20X50 CM R643 | C11



**ANTRACITE**  
20X50 CM R656 | C11



**PRETO**  
20X50 CM R645 | C11



**DECOR RAMI BEGE**  
20X50 CM D2105 | D17



**DECOR RAMI MOKA**  
20X50 CM D2107 | D17



**DECOR RAMI CINZA**  
20X50 CM D2106 | D17



**DECOR RAMI ANTRACITE**  
20X50 CM D2104 | D17



**DECOR RAMI PRETO**  
20X50 CM D2108 | D17




**WALL:**  
TEMPO MARFIM 20X50 CM R640  
TEMPO MOKA 20X50 CM R644  
DECOR RAMI TEMPO MOKA 20X50 CM D2107  
DECOR HANA TEMPO MARFIM 20X50 CM D2100

**FLOOR:**  
TEMPO MOKA 60X60 CM PT06



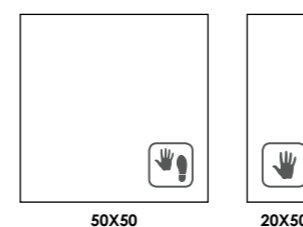
## COLOURS

CORES . COLORES . COULEURS . FARBEN . ЦВЕТА





## SIZES (CM)

FORMATOS . FORMATOS . FORMATS . FORMAT . РАЗМЕРЫ



## PACKAGES AND WEIGHTS

EMBALAGENS E PESOS . EMBALAJES Y PESOS . EMBALLAGES ET POIDS . VERPACKUNGEN-GEWICHTE . УПАКОВКА И ВЕС

	SIZES (CM)		PIECES / BOX		SQM / BOX		WEIGHT / BOX		BOX / PALLET	
	DIMENSÃO (CM) . FORMATO (CM) . MASSE (CM) . РАЗМЕРЫ (CM)	FORMAT (CM)	PEÇAS / CX . PIEZAS / CAJA . PIÈCES / BOÎTE . STÜCK / KARTON . ШТУК / КОРОЕКА	BOX	M² / CX . M² / CAJA . M² / BOÎTE . M² / KARTON . КВ.М / КОРОЕКА	M²	PESO / CX . PESO / CAJA . POIDS / BOÎTE . GEWICHT / KARTON . ВЕС / КОРОЕКА	KG	CX / PALETTE . CAJA / PALLET . BOÎTE / PALETTE . KARTONS / PALETTE . КОРОЕОК / ПОДДОН	CX
 50X50	8.5 MM		5		1.250		22.67		34	
 20X50	10.4 MM		12		1.200		20.40		48	



FRONT WALL:  
HOME STONE 20X50 CM R617  
LINEA HOME 20X50 CM D2093

RIGHT WALL:  
HOME STONE 20X50 CM R617

LEFT WALL:  
HOME TAUPE 20X50 CM R619  
LINEA HOME 20X50 CM D2093

SHOWER WALL:  
MOOSAIC HOME 20X50 CM D2110


FLOOR:  
PLAN ALUMINIUM 59.2X59.2 CM RET. NATURAL PT41R

WALL:  
HOME RUSTIC BONE 20X50 CM R691  
DECOR ROW HOME BONE 20X50 CM D2112

FLOOR:  
HOME RUSTIC 50X50 CM P5012



HOME BONE 20X50 CM R616  
 DECOR POPPY 1 HOME BONE 20X50 CM D2084  
 DECOR POPPY 2 HOME BONE 20X50 CM D2073




**WHITE**  
 50X50 CM P5010 | C15




**BONE**  
 50X50 CM P5011 | C15



**CAPUCCINO**  
 50X50 CM P5012 | C15



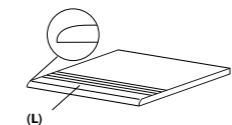
**STONE**  
 50X50 CM P5013 | C15



**MOKA**  
 50X50 CM P5014 | C15




**GREY**  
 50X50 CM P5015 | C15




(L)  
**STAIRSTEP . DEGRAU . PELDAÑO**  
**NEZ-DE-MARCHE . STUFE . СТУПЕНЬ**  
 50(L)X50X0.85 CM | D20



**SKIRTING . RODAPÉ . RODAPIÉ**  
**PLINTHE . SOCKEL . ПЛИНТУС**  
 8X50X0.85 CM | D5



**BRANCO**  
 20X50 CM R615 | C10



**BONE**  
 20X50 CM R616 | C11



**STONE**  
 20X50 CM R617 | C11



**CAPUCCINO**  
 20X50 CM R620 | C11



**RIVA**  
 20X50 CM R623 | C12



**TAUPE**  
 20X50 CM R619 | C11



**MOKA**  
 20X50 CM R625 | C12



**GREY**  
 20X50 CM R626 | C12



WALL + FLOOR  
 PORCELAIN TILES



T1 - UNIFORM  
 APPEARANCE



RUSTIC  
 (MATTE)



8.5 MM  
 50X50



WALL  
 WALL TILES




T1 - UNIFORM  
 APPEARANCE



MATTE



10.4 MM  
 20X50




**BRANCO**  
20X50 CM R636 | C10



**CAPUCCINO**  
20X50 CM R694 | C11



**MOKA**  
20X50 CM R696 | C12



**BONE**  
20X50 CM R691 | C11



**RIVA**  
20X50 CM R695 | C12



**GREY**  
20X50 CM R697 | C12



**STONE**  
20X50 CM R692 | C11



**TAUPE**  
20X50 CM R693 | C11



**DECOR POPPY 1 MOKA**  
20X50 CM D2089 | D22



**DECOR POPPY 2 MOKA**  
20X50 CM D2078 | D22



**DECOR POPPY 1 GREY**  
20X50 CM D2094 | D22



**DECOR POPPY 2 GREY**  
20X50 CM D2098 | D22



**DECOR WILD WHITE**  
20X50 CM D2062 | D23



**DECOR WILD CAPUCCINO**  
20X50 CM D2066 | D23



**DECOR WILD MOKA**  
20X50 CM D2068 | D23



**DECOR WILD BONE**  
20X50 CM D2063 | D23



**DECOR WILD RIVA**  
20X50 CM D2067 | D23



**DECOR WILD GREY**  
20X50 CM D2099 | D23



**DECOR WILD STONE**  
20X50 CM D2064 | D23



**DECOR WILD TAUPE**  
20X50 CM D2065 | D23



**DECOR POPPY 1 WHITE**  
20X50 CM D2083 | D22



**DECOR POPPY 2 WHITE**  
20X50 CM D2079 | D22



**DECOR POPPY 1 BONE**  
20X50 CM D2084 | D22



**DECOR POPPY 2 BONE**  
20X50 CM D2073 | D22



**DECOR POPPY 1 STONE**  
20X50 CM D2085 | D22



**DECOR POPPY 2 STONE**  
20X50 CM D2074 | D22



**DECOR POPPY 1 CAPUCCINO**  
20X50 CM D2087 | D22



**DECOR POPPY 2 CAPUCCINO**  
20X50 CM D2076 | D22



**DECOR POPPY 1 RIVA**  
20X50 CM D2088 | D22



**DECOR POPPY 2 RIVA**  
20X50 CM D2077 | D22



**DECOR POPPY 1 TAUPE**  
20X50 CM D2086 | D22



**DECOR POPPY 2 TAUPE**  
20X50 CM D2075 | D22



**DECOR SKIN WHITE**  
20X50 CM D2055 | D23



**DECOR SKIN CAPUCCINO**  
20X50 CM D2059 | D23



**DECOR SKIN MOKA**  
20X50 CM D2061 | D23



**DECOR SKIN BONE**  
20X50 CM D2056 | D23



**DECOR SKIN RIVA**  
20X50 CM D2060 | D23



**DECOR SKIN GREY**  
20X50 CM D2069 | D23



**DECOR SKIN STONE**  
20X50 CM D2057 | D23



**DECOR SKIN TAUPE**  
20X50 CM D2058 | D23





**DECOR FLOWERS 1 WHITE**  
20X50 CM D2120 | D23



**DECOR FLOWERS 1 BONE**  
20X50 CM D2121 | D23



**DECOR FLOWERS 1 STONE**  
20X50 CM D2122 | D23



**DECOR FLOWERS 2 WHITE**  
20X50 CM D2130 | D23



**DECOR FLOWERS 2 BONE**  
20X50 CM D2131 | D23



**DECOR FLOWERS 2 STONE**  
20X50 CM D2132 | D23



**DECOR FLOWERS 1 CAPUCCINO**  
20X50 CM D2124 | D23



**DECOR FLOWERS 1 RIVA**  
20X50 CM D2125 | D23



**DECOR FLOWERS 1 TAUPE**  
20X50 CM D2123 | D23



**DECOR FLOWERS 2 CAPUCCINO**  
20X50 CM D2134 | D23




**DECOR FLOWERS 2 RIVA**  
20X50 CM D2135 | D23



**DECOR FLOWERS 2 TAUPE**  
20X50 CM D2133 | D23



**DECOR FLOWERS 1 MOKA**  
20X50 CM D2126 | D23




**DECOR FLOWERS 1 GREY**  
20X50 CM D2127 | D23




**DECOR FLOWERS 2 MOKA**  
20X50 CM D2136 | D23



**DECOR FLOWERS 2 GREY**  
20X50 CM D2137 | D23




**ROW HOME WHITE**  
20X50 CM D2111 | D20



**ROW HOME BONE**  
20X50 CM D2112 | D20



**LINEA HOME**  
20X50 CM D2093 | D22



**MOSAIC HOME (2.3X4.8 CM)**  
20X50 CM D2110 | D27



HOME RIVA 20X50 CM R623  
HOME MOKA 20X50 CM R625  
DECOR SKIN HOME MOKA 20X50 CM D2061  
DECOR WILD HOME MOKA 20X50 CM D2068



## COLOURS

CORES . COLORES . COULEURS . FARBEN . ЦВЕТА



## SIZES (CM)

FORMATOS . FORMATOS . FORMATS . FORMAT . РАЗМЕРЫ



29.5X59.2 RET.  
30X60

## PACKAGES AND WEIGHTS

EMBALAGENS E PESOS . EMBALAJES Y PESOS . EMBALLAGES ET POIDS . VERPACKUNGEN-GEWICHTE . УПАКОВКА И ВЕС

SIZES (CM)		PIECES / BOX	SQM / BOX	WEIGHT / BOX	BOX / PALLET
DIMENSÃO (CM) . FORMATO (CM) . FORMAT (CM) . MASSE (CM) . РАЗМЕРЫ (CM)		PEÇAS / CX . PIEZAS / CAJA . PIÈCES / BOÎTE . ШТУК / КАРТОН . ШТУК / КОРОБКА	M² / CX . M² / CAJA . M² / BOÎTE . M² / КАРТОН . КВ.М / КОРОБКА	PESO / CX . PESO / CAJA . POIDS / BOÎTE . GEWICHT / KARTON . ВЕС / КОРОБКА	CX / PALETTE . CAJA / PALLET . BOÎTE / PALETTE . KARTONS / PALETTE . КОРОБК / ПОДДОН
29.5X59.2 RET.	10.4 MM	7	1.220	21.00	32
30X60	10.4 MM	7	1.280	22.00	32



LEFT WALL:  
SILK WHITE 29.5X59.2 CM RET. R810R  
DECOR BROCADE SILK BLACK 29.5X59.2 CM RET. D885  
FAIXA SILK BLACK 2.52X59.2 CM F7945  
SILK BLACK 29.5X59.2 CM RET. R815R

RIGHT WALL:  
MOSAIC SILK WHITE 32.7X32.7 CM DC594

FLOOR:  
PLAN WHITE 59.2X59.2 CM RET. NATURAL PT47R




RIGHT WALL:  
DECOR SILK ORGANZA BROWN 29.5X59.2 CM RET. R833  
DECOR SILK ORGANZA CREAM 29.5X59.2 CM RET. R831  
FAIXA SILK CREAM 29.5X2.52 CM F7111

LEFT WALL:  
SILK BROWN 29.5X59.2 CM RET. R813R  
DECOR SILK ORGANZA CREAM 29.5X59.2 CM RET. R831

FLOOR:  
PLAN CREAM 59.2X59.2 CM RET. NATURAL PT40R







**WHITE**  
29.5X59.2 CM RET.  
30X60 CM  
R810R | C21  
R810 | C13



**CREAM**  
29.5X59.2 CM RET.  
30X60 CM  
R811R | C21  
R811 | C13



**BEIGE**  
29.5X59.2 CM RET.  
30X60 CM  
R812R | C21  
R812 | C13



**BROWN**  
29.5X59.2 CM RET.  
30X60 CM  
R813R | C21  
R813 | C13



**GREY**  
29.5X59.2 CM RET.  
30X60 CM  
R814R | C21  
R814 | C13



**BLACK**  
29.5X59.2 CM RET.  
30X60 CM  
R815R | C21  
R815 | C13



**FAIXA SILK WHITE**  
2.52X59.2 CM  
29.5X2.52 CM  
F7940 | D2  
F7110 | D1



**FAIXA SILK CREAM**  
2.52X59.2 CM  
29.5X2.52 CM  
F7941 | D2  
F7111 | D1



**FAIXA SILK BEIGE**  
2.52X59.2 CM  
29.5X2.52 CM  
F7942 | D2  
F7112 | D1




**FAIXA SILK BROWN**  
2.52X59.2 CM  
29.5X2.52 CM  
F7943 | D2  
F7113 | D1




**FAIXA SILK GREY**  
2.52X59.2 CM  
29.5X2.52 CM  
F7944 | D2  
F7114 | D1




**FAIXA SILK BLACK**  
2.52X59.2 CM  
29.5X2.52 CM  
F7945 | D2  
F7115 | D1



**DECOR ORGANZA WHITE**  
29.5X59.2 CM RET.  
30X60 CM  
R830R | C22  
R830 | C14



**DECOR ORGANZA CREAM**  
29.5X59.2 CM RET.  
30X60 CM  
R831R | C22  
R831 | C14



**DECOR ORGANZA BEIGE**  
29.5X59.2 CM RET.  
30X60 CM  
R832R | C22  
R832 | C14




**DECOR ORGANZA BROWN**  
29.5X59.2 CM RET.  
30X60 CM  
R833R | C22  
R833 | C14



**DECOR ORGANZA GREY**  
29.5X59.2 CM RET.  
30X60 CM  
R834R | C22  
R834 | C14



**DECOR ORGANZA BLACK**  
29.5X59.2 CM RET.  
30X60 CM  
R835R | C22  
R835 | C14



**DECOR BROCADE WHITE**  
29.5X59.2 CM RET.  
D880 | D30



**DECOR BROCADE CREAM**  
29.5X59.2 CM RET.  
D881 | D30



**DECOR BROCADE BEIGE**  
29.5X59.2 CM RET.  
D882 | D30




**DECOR BROCADE BROWN**  
29.5X59.2 CM RET.  
D883 | D30




**DECOR BROCADE GREY**  
29.5X59.2 CM RET.  
D884 | D30




**DECOR BROCADE BLACK**  
29.5X59.2 CM RET.  
D885 | D30



**MOSAIC SILK WHITE**  
(2.5X2.5 CM)  
32.7X32.7 CM DC594 | D26




**MOSAIC SILK CREAM**  
(2.5X2.5 CM)  
32.7X32.7 CM DC595 | D26




**MOSAIC SILK BEIGE**  
(2.5X2.5 CM)  
32.7X32.7 CM DC596 | D26



**MOSAIC SILK BROWN**  
(2.5X2.5 CM)  
32.7X32.7 CM DC597 | D26



**MOSAIC SILK GREY**  
(2.5X2.5 CM)  
32.7X32.7 CM DC598 | D26



**MOSAIC SILK BLACK**  
(2.5X2.5 CM)  
32.7X32.7 CM DC599 | D26



FLOOR SUGGESTION

SUGESTÃO DE PAVIMENTO. SUGESTIÓN DE PAVIMENTO . SUGGESTION DE CARREAUX DE SOL . DAZU PASSENDE BODENFLIESEN . ПРЕДЛОЖЕНИЯ ДЛЯ ПОЛА





FRONT WALL:  
MASH LAZULI 32.7X58.6 CM RET. R560R

RIGHT WALL:  
MASH CYAN 32.7X58.6 CM RET. R561R  
DECOR PLY MASH LAZULI 32.7X58.6 CM RET. R570R  
MASH LAZULI 32.7X58.6 CM RET. R560R

FLOOR:  
MASH LAZULI 32.7X32.7 CM RET. P380R

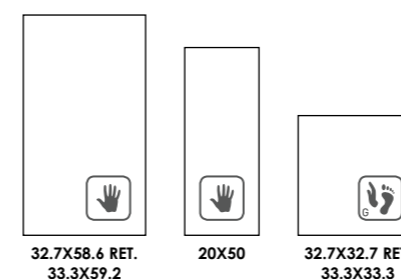
## COLOURS

CORES . COLORES . COULEURS . FARBEN . ЦВѢТА



## SIZES (CM)

FORMATOS . FORMATOS . FORMATS . FORMAT . РАЗМЕРЫ



## PACKAGES AND WEIGHTS


EMBALAGENS E PESOS . EMBALAJES Y PESOS . EMBALLAGES ET POIDS . VERPACKUNGEN-GEWICHTE . УПАКОВКА И ВЕС

DIMENSÃO (CM) . FORMATO (CM) . FORMAT (CM) MASSE (CM) . РАЗМЕРЫ (CM)	SIZES (CM)	PEÇAS / CX . PIEZAS / CAJA . PIÈCES / BOÎTE STÜCK / KARTON . ШТУК / КОРОБКА	SQM / BOX M² / CX . M² / CAJA . M² / BOÎTE M² / KARTON . КВ.М / КОРОБКА	WEIGHT / BOX PESO / CX . PESO / CAJA . POIDS / BOÎTE GEWICHT / KARTON . ВЕС / КОРОБКА	BOX / PALLET CX / PALETTE . CAJA / PALLET . BOÎTE / PALETTE KARTONS / PALETTE . КОРОБОК / ПОДДОН
37.2X58.6 RET.	10.4 MM	7	1.327	22.63	32
33.3X59.2	10.4 MM	7	1.380	24.35	32
20X50	10.4 MM	12	1.200	20.40	48
32.7X32.7 RET.	7.5 MM	9	0.962	15.81	46
33.3X33.3	7.5 MM	9	1.000	16.40	68



DECOR ORB MASH 32.7X58.6 CM RET. D831R






LEFT WALL | FRONT WALL:  
 MASH SNOW 20X50 CM R628  
 MASH CYAN 20X50 CM R671  
 DECOR HONEY MASH SNOW 20X50 CM R686

RIGHT WALL:  
 DECOR HONEY MASH CYAN 20X50 CM R681

FLOOR:  
 MASH LAZULI 33.3X33.3 CM P380



**SNOW**  
 32.7X58.6 CM RET. R566R | C23  
 33.3X59.2 CM R566 | C14  
 20X50 CM R628 | C12



**WOOL**  
 32.7X58.6 CM RET. R562R | C23  
 33.3X59.2 CM R562 | C14  
 20X50 CM R672 | C12



**CYAN**  
 32.7X58.6 CM RET. R561R | C23  
 33.3X59.2 CM R561 | C14  
 20X50 CM R671 | C12



**LAZULI**  
 32.7X58.6 CM RET. R560R | C23  
 33.3X59.2 CM R560 | C14  
 20X50 CM R670 | C12



**CLAY**  
 32.7X58.6 CM RET. R564R | C23  
 33.3X59.2 CM R564 | C14  
 20X50 CM R674 | C12



**COAL**  
 32.7X58.6 CM RET. R565R | C23  
 33.3X59.2 CM R565 | C14  
 20X50 CM R675 | C12



**WINE**  
 32.7X58.6 CM RET. R563R | C26  
 33.3X59.2 CM R563 | C19  
 20X50 CM R673 | C17



**DECOR PLY SNOW**  
 32.7X58.6 CM RET. R576R | C30  
 33.3X59.2 CM R576 | C22



**DECOR PLY WOOL**  
 32.7X58.6 CM RET. R572R | C30  
 33.3X59.2 CM R572 | C22



**DECOR PLY CYAN**  
 32.7X58.6 CM RET. R571R | C30  
 33.3X59.2 CM R571 | C22



**DECOR PLY LAZULI**  
 32.7X58.6 CM RET. R570R | C30  
 33.3X59.2 CM R570 | C22



WALL WALL TILES



T2 - SLIGHT VARIATION



SHINE



10.4 MM

32.7X58.6  
 33.3X59.2  
 20X50



WALL  
WALL TILES



T2 - SLIGHT  
VARIATION




SHINE



10.4 MM

32.7X58.6  
33.3X59.2



**DECOR PLY CLAY**  
32.7X58.6 CM RET.  
33.3X59.2 CM

R574R | C30  
R574 | C22



**DECOR PLY COAL**  
32.7X58.6 CM RET.  
33.3X59.2 CM

R575R | C30  
R575 | C22



**DECOR PLY WINE**  
32.7X58.6 CM RET.  
33.3X59.2 CM

R573R | C30  
R573 | C22



**DECOR ORB**  
32.7X58.6 CM RET.  
33.3X59.2 CM

D831R | D34  
D831 | D32



**FAIXA ORB MASH**  
6.4X58.6 CM  
6.4X59.2 CM

F831P<sup>(M)</sup> | D12  
F831<sup>(M)</sup> | D11



**DECOR DRAGONFLY 2**  
32.7X58.6 CM RET.  
33.3X59.2 CM

D823R | D34  
D823 | D32

**DECOR DRAGONFLY 1**  
32.7X58.6 CM RET.  
33.3X59.2 CM

D822R | D34  
D822 | D32



**DECOR DRAGONFLY SHEEN 2**  
32.7X58.6 CM RET.  
33.3X59.2 CM

D821R | D26  
D821 | D21

**DECOR DRAGONFLY SHEEN 1**  
32.7X58.6 CM RET.  
33.3X59.2 CM

D820R | D26  
D820 | D21



**DECOR DOURO B**  
32.7X58.6 CM RET.  
33.3X59.2 CM

D824BR | D30  
D824B | D28

**DECOR DOURO A**  
32.7X58.6 CM RET.  
33.3X59.2 CM

D824AR | D30  
D824A | D28



WALL  
WALL TILES



T2 - SLIGHT  
VARIATION



SHINE



10.4 MM

32.7X58.6  
33.3X59.2  
20X50



**DECOR HONEY SNOW**  
20X50 CM R686 | C21

m<sup>2</sup>



**DECOR HONEY WOOL**  
20X50 CM R682 | C21

m<sup>2</sup>



**DECOR HONEY CYAN**  
20X50 CM R681 | C21

m<sup>2</sup>



**DECOR HONEY LAZULI**  
20X50 CM R680 | C21

m<sup>2</sup>



**DECOR HONEY CLAY**  
20X50 CM R684 | C21

m<sup>2</sup>



**DECOR HONEY COAL**  
20X50 CM R685 | C21

m<sup>2</sup>



**DECOR HONEY WINE**  
20X50 CM R683 | C21

m<sup>2</sup>



**DECOR HIVE SNOW**  
20X50 CM D2037 | D16

D16



**DECOR HIVE WOOL**  
20X50 CM D2033 | D16

D16



**DECOR HIVE CYAN**  
20X50 CM D2032 | D16

D16



**DECOR HIVE LAZULI**  
20X50 CM D2031 | D16

D16



**DECOR HIVE CLAY**  
20X50 CM D2035 | D16

D16



**DECOR HIVE COAL**  
20X50 CM D2036 | D16

D16



**DECOR HIVE WINE**  
20X50 CM D2034 | D16

D16



WALL  
WALL TILES



T2 - SLIGHT  
VARIATION




SHINE



10.4 MM  
32.7X58.6  
33.3X59.2  
20X50




**DECOR LEAVES 2 SNOW**  
20X50 CM D2312 | D27



**DECOR LEAVES 1 SNOW**  
20X50 CM D2311 | D27



**DECOR LEAVES 2 WOOL**  
20X50 CM D2302 | D27



**DECOR LEAVES 1 WOOL**  
20X50 CM D2301 | D27




**DECOR MANHATAN SNOW 1**  
20X50 CM D2147 | D14



**DECOR MANHATAN SNOW 2**  
20X50 CM D2148 | D14



**DECOR MANHATAN SNOW 3**  
20X50 CM D2149 | D14



**DECOR FLOW SNOW**  
20X50 CM D2039 | D27




**DECOR FLOW WOOL**  
20X50 CM D2038 | D27



**MOSAIC MASH SNOW**  
32.7X32.7 CM DC519<sup>(A)</sup> | D35



**MOSAIC MASH WOOL**  
32.7X32.7 CM DC522<sup>(A)</sup> | D35




**MOSAIC MASH CYAN**  
32.7X32.7 CM DC521<sup>(A)</sup> | D35



**MOSAIC MASH LAZULI**  
32.7X32.7 CM DC520<sup>(A)</sup> | D35



**MOSAIC MASH CLAY**  
32.7X32.7 CM DC524<sup>(A)</sup> | D35



**MOSAIC MASH COAL**  
32.7X32.7 CM DC525<sup>(A)</sup> | D35



**MOSAIC MASH WINE**  
32.7X32.7 CM DC523<sup>(A)</sup> | D35



**MOSAIC MASH MIX**  
32.7X32.7 CM DC526<sup>(A)</sup> | D36



**LINEA MASH**  
20X50 CM DC221 | D20



**MOSAIC MASH (2.3X4.8 CM)**  
20X50 CM DC220 | D29



**WOOL**  
32.7X32.7 CM RET. P382R | C24  
33.3X33.3 CM P382 | C9



**CYAN**  
32.7X32.7 CM RET. P381R | C24  
33.3X33.3 CM P381 | C9



**LAZULI**  
32.7X32.7 CM RET. P380R | C24  
33.3X33.3 CM P380 | C9



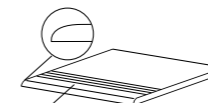
**CLAY**  
32.7X32.7 CM RET. P384R | C24  
33.3X33.3 CM P384 | C9



**COAL**  
32.7X32.7 CM RET. P385R | C24  
33.3X33.3 CM P385 | C9



**WINE**  
32.7X32.7 CM RET. P383R | C26  
33.3X33.3 CM P383 | C12



(L)  
**STAIRSTEP . DEGRAU . PELDAÑO**  
**NEZ-DE-MARCHE . STUFE . СТУПЕНЬ**  
32.7(L)X32.7X0.75 CM RET. | D15  
33.3(L)X33.3X0.75 CM | D13



**SKIRTING . RODAPÉ . RODAPIÉ**  
**PLINTHE . SOCKEL . ПЛИНТУС**  
8X32.7X0.75 CM RET. | D4  
8X33.3X0.75 CM | D3



WALL  
WALL TILES



T2 - SLIGHT  
VARIATION



SHINE



10.4 MM  
20X50



WALL + FLOOR  
GLAZED FLOOR TILES



T2 - SLIGHT  
VARIATION



SHINE



7.5 MM  
32.7X32.7  
33.3X33.3



DECOR SEAWEED BLUR FUSCHIA BRILHO 32.7X58.6 CM RET. R544R

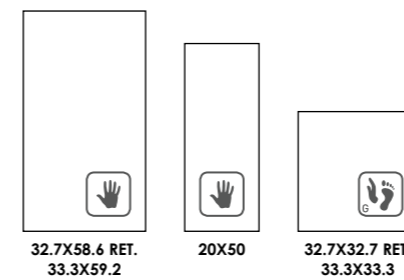
## COLOURS

CORES . COLORES . COULEURS . FARBEN . ЦВѢТА



## SIZES (CM)

FORMATOS . FORMATOS . FORMATS . FORMAT . РАЗМЕРЫ



## PACKAGES AND WEIGHTS

EMBALAGENS E PESOS . EMBALAJES Y PESOS . EMBALLAGES ET POIDS . VERPACKUNGEN-GEWICHTE . УПАКОВКА И ВЕС

DIMENSÃO (CM) . FORMATO (CM) . FORMAT (CM) . MASSE (CM) . РАЗМЕРЫ (CM)	SIZES (CM)	PEÇAS / CX . PIEZAS / CAJA . PIÈCES / BOÎTE . STÜCK / KARTON . ШТУК / КОРОБКА	SQM / BOX	WEIGHT / BOX	BOX / PALLET
37.2X58.6 RET.	10.4 MM	7	1.327	22.63	32
33.3X59.2	10.4 MM	7	1.380	24.35	32
20X50	10.4 MM	12	1.200	20.40	48
32.7X32.7 RET.	7.5 MM	9	0.962	15.81	46
33.3X33.3	7.5 MM	9	1.000	16.40	68



BACK WALL:  
BLUR DARK GREY BRILHO 32.7X58.6 CM RET. R532R

FRONT WALL:  
DECOR SEAWEED BLUR FUSCHIA BRILHO 32.7X58.6 CM RET. R544R

FLOOR:  
BLUR DARK GREY 32.7X32.7 CM RET. PT311R



RIGHT WALL:  
BLUR IVORY BRILHO 32.7X58.6 CM RET. R535R

LEFT WALL:  
MOSAIC BLUR IVORY BRILHO 32.7X32.7 CM DC505

FLOOR:  
BLUR IVORY 32.7X32.7 CM RET. PT312R  
BLUR TAN 32.7X32.7 CM RET. PT313R





DECOR LEAVES BLUR SNOW BRILHO 20X50 CM D2164




**SNOW**  
32.7X58.6 CM RET.  
33.3X59.2 CM  
20X50 CM

R512R | C22 R530R | C23  
R512 | C13 R530 | C14  
R710 | C12 R704 | C12



**GREY**  
32.7X58.6 CM RET.  
33.3X59.2 CM  
20X50 CM

R513R | C22 R531R | C23  
R513 | C13 R531 | C14  
R711 | C12 R705 | C12



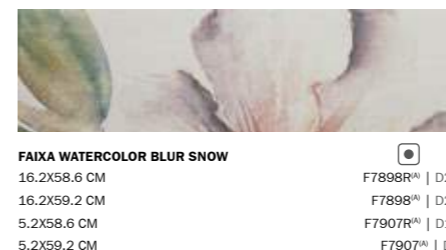
**DARK GREY**  
32.7X58.6 CM RET.  
33.3X59.2 CM  
20X50 CM

R514R | C22 R532R | C23  
R514 | C13 R532 | C14  
R712 | C12 R706 | C12




**DECOR WATERCOLOR SNOW**  
32.7X58.6 CM RET.  
33.3X59.2 CM

D847R | D30  
D847 | D28



**FAIXA WATERCOLOR BLUR SNOW**  
16.2X58.6 CM  
16.2X59.2 CM  
5.2X58.6 CM  
5.2X59.2 CM

F7898R<sup>®</sup> | D23  
F7898<sup>®</sup> | D22  
F7907R<sup>®</sup> | D10  
F7907<sup>®</sup> | D9



**FUSCHIA**  
32.7X58.6 CM RET.  
33.3X59.2 CM  
20X50 CM

R516R | C25 R534R | C26  
R516 | C18 R534 | C19  
R714 | C17 R708 | C17



**IVORY**  
32.7X58.6 CM RET.  
33.3X59.2 CM  
20X50 CM

R517R | C22 R535R | C23  
R517 | C13 R535 | C14  
R715 | C12 R709 | C12




**TAN**  
32.7X58.6 CM RET.  
33.3X59.2 CM  
20X50 CM

R515R | C22 R536R | C23  
R515 | C13 R536 | C14  
R713 | C12 R707 | C12



**DECOR WATERCOLOR IVORY**  
32.7X58.6 CM RET.  
33.3X59.2 CM

D848R | D30  
D848 | D28



**FAIXA WATERCOLOR BLUR IVORY**  
16.2X58.6 CM  
16.2X59.2 CM  
5.2X58.6 CM  
5.2X59.2 CM

F7899R<sup>®</sup> | D23  
F7899<sup>®</sup> | D22  
F7908R<sup>®</sup> | D10  
F7908<sup>®</sup> | D9



WALL  
WALL TILES



T2 - SLIGHT  
VARIATION



MATTE



SHINE



10.4 MM

32.7X58.6  
33.3X59.2  
20X50



32.7X58.6  
33.3X59.2



**DECOR SEAWEED SNOW**  
32.7X58.6 CM RET.  
33.3X59.2 CM

R540R | C31  
R540 | C22

m<sup>2</sup>



**DECOR SEAWEED GREY**  
32.7X58.6 CM RET.  
33.3X59.2 CM

R541R | C31  
R541 | C22

m<sup>2</sup>



**DECOR SEAWEED DARK GREY**  
32.7X58.6 CM RET.  
33.3X59.2 CM

R542R | C31  
R542 | C22

m<sup>2</sup>



**DECOR NILO SNOW**  
32.7X58.6 CM RET.

D794 | D26



**DECOR NILO DARK GREY**  
32.7X58.6 CM RET.

D796 | D26



**DECOR SEAWEED FUSCHIA**  
32.7X58.6 CM RET.  
33.3X59.2 CM

R544R | C31  
R544 | C22

m<sup>2</sup>



**DECOR SEAWEED IVORY**  
32.7X58.6 CM RET.  
33.3X59.2 CM

R545R | C31  
R545 | C22

m<sup>2</sup>



**DECOR SEAWEED TAN**  
32.7X58.6 CM RET.  
33.3X59.2 CM

R546R | C31  
R546 | C22

m<sup>2</sup>



**DECOR NILO IVORY**  
32.7X58.6 CM RET.

D795 | D26



**FAIXA NILO BLUR SNOW**  
5.2X58.6 CM

F7900<sup>MA</sup> | D6



**FAIXA NILO BLUR GREY**  
5.2X58.6 CM

F7901<sup>MA</sup> | D6



**FAIXA NILO BLUR DARK GREY**  
5.2X58.6 CM

F7902<sup>MA</sup> | D6



**FAIXA NILO BLUR FUSCHIA**  
5.2X58.6 CM

F7904<sup>MA</sup> | D6



**FAIXA NILO BLUR IVORY**  
5.2X58.6 CM

F7905<sup>MA</sup> | D6



**FAIXA NILO BLUR TAN**  
5.2X58.6 CM

F7906<sup>MA</sup> | D6



**FAIXA BLUR**  
32.7X5.4 CM

F7087 | D14



**DECOR PATCH SNOW**  
20X50 CM

D2174 | D14



**DECOR PATCH IVORY**  
20X50 CM

D2175 | D14



**DECOR LEAVES SNOW**  
20X50 CM

D2164 | D13



**DECOR LEAVES GREY**  
20X50 CM

D2165 | D13



**DECOR LEAVES DARK GREY**  
20X50 CM

D2166 | D13



**DECOR LEAVES FUSCHIA**  
20X50 CM

D2168 | D13



**DECOR LEAVES IVORY**  
20X50 CM

D2169 | D13



**DECOR LEAVES TAN**  
20X50 CM

D2167 | D13



**DECOR FLOWERBED 3**  
32.7X58.6 CM RET.  
33.3X59.2 CM

D843R | D37  
D843 | D36

**DECOR FLOWERBED 2**  
32.7X58.6 CM RET.  
33.3X59.2 CM

D842R | D37  
D842 | D36

**DECOR FLOWERBED 1**  
32.7X58.6 CM RET.  
33.3X59.2 CM

D841R | D37  
D841 | D36



32.7X58.6  
33.3X59.2  
20X50



WALL WALL TILES



T2 - SLIGHT VARIATION



MATTE



SHINE



10.4 MM

32.7X58.6  
33.3X59.2  
20X50



**DECOR MAGNOLIAS SNOW 1**  
20X50 CM D2170 | D18

**DECOR MAGNOLIAS SNOW 2**  
20X50 CM D2171 | D18



**DECOR MAGNOLIAS IVORY 1**  
20X50 CM D2172 | D18


**DECOR MAGNOLIAS IVORY 2**  
20X50 CM D2173 | D18




**MOSAIC BLUR WATERCOLOR SNOW**  
(2.5X2.5 CM)  
32.7X32.7 CM DC576<sup>®</sup> | D30




**MOSAIC BLUR WATERCOLOR IVORY**  
(2.5X2.5 CM)  
32.7X32.7 CM DC577<sup>®</sup> | D30




**MOSAIC BLUR SNOW**  
(2.5X2.5 CM)  
32.7X32.7 CM DC513 | D26 DC500<sup>®</sup> | D29




**MOSAIC BLUR GREY**  
(2.5X2.5 CM)  
32.7X32.7 CM DC515 | D26 DC501<sup>®</sup> | D29



**MOSAIC BLUR DARK GREY**  
(2.5X2.5 CM)  
32.7X32.7 CM DC518 | D26 DC502<sup>®</sup> | D29



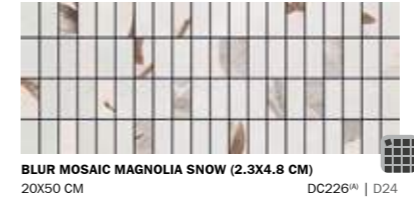
**MOSAIC BLUR FUSCHIA**  
(2.5X2.5 CM)  
32.7X32.7 CM DC517 | D26 DC504<sup>®</sup> | D29




**MOSAIC BLUR IVORY**  
(2.5X2.5 CM)  
32.7X32.7 CM DC514 | D26 DC505<sup>®</sup> | D29



**MOSAIC BLUR TAN**  
(2.5X2.5 CM)  
32.7X32.7 CM DC516 | D26 DC506<sup>®</sup> | D29



**BLUR MOSAIC MAGNOLIA SNOW (2.3X4.8 CM)**  
20X50 CM DC226<sup>®</sup> | D24



**BLUR MOSAIC MAGNOLIA IVORY (2.3X4.8 CM)**  
20X50 CM DC227<sup>®</sup> | D24



**BLUR MOSAIC (2.3X4.8 CM)**  
20X50 CM DC223 | D22 DC222 | D22



**BLUR LINEA**  
20X50 CM DC225 | D17 DC224 | D17



**GREY**  
32.7X32.7 CM RET. PT310R | C24  
33.3X33.3 CM PT310 | C9



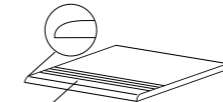
**DARK GREY**  
32.7X32.7 CM RET. PT311R | C24  
33.3X33.3 CM PT311 | C9



**IVORY**  
32.7X32.7 CM RET. PT312R | C24  
33.3X33.3 CM PT312 | C9



**TAN**  
32.7X32.7 CM RET. PT313R | C24  
33.3X33.3 CM PT313 | C9



**STAIRSTEP . DEGRAU . PELDAÑO**  
**NEZ-DE-MARCHE . STUFE . СТУПЕНЬ**  
32.7(L)X32.7X0.75 CM RET. | D15  
33.3(L)X33.3X0.75 CM | D13



**SKIRTING . RODAPÉ . RODAPIÉ**  
**PLINTHE . SOCKEL . ПЛИНТУС**  
8X32.7X0.75 CM RET. | D4  
8X33.3X0.75 CM | D3



WALL WALL TILES



T2 - SLIGHT VARIATION



MATTE



SHINE



10.4 MM

20X50



WALL + FLOOR GLAZED FLOOR TILES



T2 - SLIGHT VARIATION



SHINE



7.5 MM

32.7X32.7  
33.3X33.3



WALL:  
 SPOT BRANCO 20X50 CM R614  
 DECOR POPPY 1 SPOT BRANCO 20X50 CM D2090  
 DECOR POPPY 2 SPOT BRANCO 20X50 CM D2080

FLOOR:  
 ONDA PRETO 33.3X33.3 CM P355

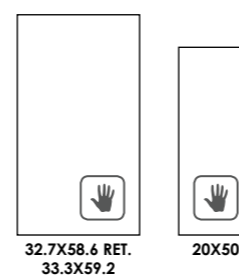
## COLOURS

CORES . COLORES . COULEURS . FARBEN . ЦВЕТА



## SIZES (CM)

FORMATOS . FORMATOS . FORMATS . FORMAT . РАЗМЕРЫ



## PACKAGES AND WEIGHTS

EMBALAGENS E PESOS . EMBALAJES Y PESOS . EMBALLAGES ET POIDS . VERPACKUNGEN-GEWICHTE . УПАКОВКА И ВЕС

DIMENSÃO (CM) . FORMATO (CM) . FORMAT (CM) MASSE (CM) . РАЗМЕРЫ (CM)	SIZES (CM)		PIECES / BOX PEÇAS / CX . PIEZAS / CAJA . PIÈCES / BOÎTE STÜCK / KARTON . ШТУК / КОРОБКА	SQM / BOX M² / CX . M² / CAJA . M² / BOÎTE M² / KARTON . КВ.М / КОРОБКА	WEIGHT / BOX PESO / CX . PESO / CAJA . POIDS / BOÎTE GEWICHT / KARTON . ВЕС / КОРОБКА	BOX / PALLET CX / PALETTE . CAJA / PALLET . BOÎTE / PALETTE KARTONS / PALETTE . КОРОБОК / ПОДДОН
	→←	↑↓				
37.2X58.6 RET. 33.3X59.2	10.4 MM	10.4 MM	7	1.327	22.63	32
20X50	10.4 MM	10.4 MM	12	1.200	20.40	48



SPOT BRANCO 20X50 CM R614  
 SPOT PRETO 20X50 CM R618  
 DECOR KATO SPOT BRANCO 20X50 CM D2070  
 DECOR KATO SPOT PRETO 20X50 CM D2071



**BRANCO**  
32.7X58.6 CM RET.  
33.3X59.2 CM  
20X50 CM

RR042 | C20  
R042 | C11  
R614 | C10



**VERMELHO**  
32.7X58.6 CM RET.  
33.3X59.2 CM  
20X50 CM

R518R | C26  
R518 | C18  
R622 | C21



**PRETO**  
32.7X58.6 CM RET.  
33.3X59.2 CM  
20X50 CM

R519R | C22  
R519 | C13  
R618 | C11



**DECOR LILIUM 1 BRANCO**  
32.7X58.6 CM RET.  
33.3X59.2 CM

D887R | D26  
D887 | D23



**DECOR LILIUM 1 VERMELHO**  
32.7X58.6 CM RET.  
33.3X59.2 CM

D888R | D26  
D888 | D23



**DECOR LILIUM 1 PRETO**  
32.7X58.6 CM RET.  
33.3X59.2 CM

D889R | D26  
D889 | D23



**DECOR LILIUM 2 BRANCO**  
32.7X58.6 CM RET.  
33.3X59.2 CM

D890R | D26  
D890 | D23



**DECOR LILIUM 2 VERMELHO**  
32.7X58.6 CM RET.  
33.3X59.2 CM

D891R | D26  
D891 | D23



**DECOR LILIUM 2 PRETO**  
32.7X58.6 CM RET.  
33.3X59.2 CM

D892R | D26  
D892 | D23



**DECOR LILIUM 3 BRANCO**  
32.7X58.6 CM RET.  
33.3X59.2 CM

D893R | D26  
D893 | D23



**DECOR LILIUM 3 VERMELHO**  
32.7X58.6 CM RET.  
33.3X59.2 CM

D894R | D26  
D894 | D23



**DECOR LILIUM 3 PRETO**  
32.7X58.6 CM RET.  
33.3X59.2 CM

D895R | D26  
D895 | D23



**FAIXA LILIUM SPOT BRANCO**  
8X58.6 CM RET.

F7947 | D10




**FAIXA LILIUM SPOT VERMELHO**  
8X58.6 CM RET.

F7948 | D10



**FAIXA LILIUM SPOT PRETO**  
8X58.6 CM RET.

F7949 | D10



**DECOR KATO BRANCO**  
20X50 CM

D2070 | D18



**DECOR KATO VERMELHO**  
20X50 CM

D2072 | D18



**DECOR KATO PRETO**  
20X50 CM

D2071 | D18



**DECOR POPPY 1 BRANCO**  
20X50 CM

D2090 | D22



**DECOR POPPY 1 VERMELHO**  
20X50 CM

D2092 | D22



**DECOR POPPY 1 PRETO**  
20X50 CM

D2091 | D22



**DECOR POPPY 2 BRANCO**  
20X50 CM

D2080 | D22



**DECOR POPPY 2 VERMELHO**  
20X50 CM

D2082 | D22



**DECOR POPPY 2 PRETO**  
20X50 CM

D2081 | D22



**LINEA SPOT**  
20X50 CM


DC214 | D22



**MOSAICO SPOT (2.3X4.8 CM)**  
20X50 CM

DC215 | D27

**FLOOR SUGGESTION**  
SUGESTÃO DE PAVIMENTO. SUGESTIÓN DE PAVIMENTO . SUGGESTION DE CARREAUX DE SOL . DAZU PASSENDE BODENFLIESEN . ПРЕДЛОЖЕНИЯ ДЛЯ ПОЛА



**ONDA BRANCO**  
(244)



**ONDA VERMELHO**  
(244)



**ONDA PRETO**  
(244)



SPOT VERMELHO 32.7X58.6 CM RET. R518R  
DECOR LILIUM 1 SPOT VERMELHO 32.7X58.6 CM RET. D888R  
DECOR LILIUM 2 SPOT VERMELHO 32.7X58.6 CM RET. D891R  
DECOR LILIUM 3 SPOT VERMELHO 32.7X58.6 CM RET. D894R



WALL:  
BRANCO BRILHO 32.7X58.6 CM RET. RR042  
PERFIL INOX 1X260 CM ESCOVADO F1510

FLOOR:  
PLAN ALUMINIUM 59.2X59.2 CM RET. P141R

## COLOURS

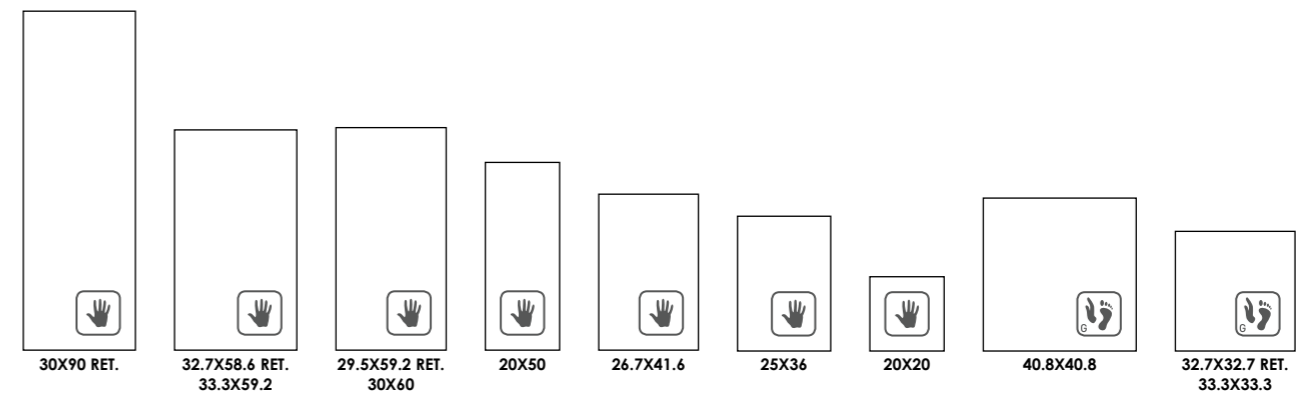
CORES . COLORES . COULEURS . FARBEN . ЦВЕТА



BRANCO

## SIZES (CM)


FORMATOS . FORMATOS . FORMATS . FORMAT . РАЗМЕРЫ




## PACKAGES AND WEIGHTS

EMBALAGENS E PESOS . EMBALAJES Y PESOS . EMBALLAGES ET POIDS . VERPACKUNGEN-GEWICHTE . УПАКОВКА И ВЕС

DIMENSÃO (CM) MASSA (CM)	FORMATO (CM) РАЗМЕРЫ (CM)	PEÇAS / CX . PIEZAS / CAJA . PIÈCES / BOÎTE STÜCK / KARTON . ШТУК / КОРОБКА	SQM / BOX M² / CX . M² / CAJA . M² / BOÎTE M² / KARTON . КВ.М / КОРОБКА	WEIGHT / BOX PESO / CX . PESO / CAJA . POIDS / BOÎTE GEWICHT / KARTON . ВЕС / КОРОБКА	BOX / PALLET CX / PALETTE . CAJA / PALLET . BOÎTE / PALETTE KARTONS / PALETTE . КОРОБОК / ПОДДОН
👤 30X90 RET.	11.7 MM	4	1.080	21.32	20
👤 32.7X58.6 RET.	10.4 MM	7	1.327	22.63	32
👤 29.5X59.2 RET.	10.4 MM	7	1.220	21.00	32
👤 33.3X59.2	10.4 MM	7	1.380	24.35	32
👤 30X60	10.4 MM	7	1.280	22.00	32
👤 20X50	10.4 MM	12	1.200	20.40	48
👤 26.7X41.6	7.7 MM	9	1.000	13.13	78
👤 25X36	8 MM	16	1.440	18.88	54
👤 20X20	6.5 MM	25	1.000	10.60	96
👤 32.7X32.7 RET.	7.5 MM	9	0.962	15.81	46
👤 40.8X40.8	8.5 MM	6	1.000	18.00	56
👤 33.3X33.3	7.5 MM	9	1.000	16.40	68



BRANCO BRILHO 32.7X58.6 CM RET. RR042  
FAIXA ACQUA 32.7X10 CM F2888



- |                               |                           |                               |                        |                         |                   |                      |                         |                     |                      |                         |                     |
|-------------------------------|---------------------------|-------------------------------|------------------------|-------------------------|-------------------|----------------------|-------------------------|---------------------|----------------------|-------------------------|---------------------|
| <b>BRANCO</b>                 | 30X90 CM RET. R911R   C24 | R910R   C24                   | <b>ONDULADO BRANCO</b> | 33.3X59.2 CM R459   C11 | 25X36 CM S06   C5 | <b>RUSTIC BRANCO</b> | 33.3X59.2 CM R467   C11 | 20X50 CM R636   C10 | <b>RELEVO BRANCO</b> | 33.3X59.2 CM R399   C11 | 20X50 CM R688   C10 |
| 32.7X58.6 CM RET. RR043   C20 | RR042   C20               | 29.5X59.2 CM RET. R827R   C20 | R826R   C20            | 20X20 CM 4036   C4      | 4420   C4         | 20X20 CM 4440   C4   |                         |                     |                      |                         |                     |
| 33.3X59.2 CM R043   C11       | R042   C11                | 30X60 CM R827   C11           | R826   C11             |                         |                   |                      |                         |                     |                      |                         |                     |
| 20X50 CM R615   C10           | R614   C10                | 26.7X41.6 CM R180   C5        | R115   C5              |                         |                   |                      |                         |                     |                      |                         |                     |
| 25X36 CM S12   C5             | S01   C5                  | 20X20 CM MG01   C4            | G01   C4               |                         |                   |                      |                         |                     |                      |                         |                     |



- |                       |                   |                           |                   |                        |                    |
|-----------------------|-------------------|---------------------------|-------------------|------------------------|--------------------|
| <b>QUATTRO BRANCO</b> | 25X36 CM S09   C5 | <b>ESTRUTURADO BRANCO</b> | 25X36 CM S07   C5 | <b>BISELADO BRANCO</b> | 20X20 CM 4442   C4 |
|-----------------------|-------------------|---------------------------|-------------------|------------------------|--------------------|

- |                           |                             |                               |
|---------------------------|-----------------------------|-------------------------------|
| <b>FAIXA METAL SILVER</b> | 2.31X90 CM F3903   D20      | F3901   D20                   |
| <b>FAIXA METAL GOLD</b>   | 2.31X90 CM F3902   D20      | F3900   D20                   |
| <b>PERFIL INOX</b>        | 1X260 CM POLIDO F1509   D35 | 1X260 CM ESCOVADO F1510   D35 |



WALL  
WALL TILES



**FAIXA ACQUA**  
10X58.6 CM F7801<sup>MA</sup> | D11



**FAIXA ACQUA**  
3.3X58.6 CM F7802<sup>MA</sup> | D5



**FAIXA SEMI-CORTE SAHARA CAMURÇA**  
5.4X58.6 CM F2918 | D8



**FAIXA SEMI-CORTE SAHARA VULCÃO**  
5.4X58.6 CM F2920 | D8



**FAIXA SEMI-CORTE SAHARA PRETO**  
5.4X58.6 CM F2921 | D8



**FAIXA NILO BLUR GREY**  
5.2X58.6 CM F7901<sup>MA</sup> | D6



**FAIXA NILO BLUR DARK GREY**  
5.2X58.6 CM F7902<sup>MA</sup> | D6



**FAIXA NILO BLUR FUCHSIA**  
5.2X58.6 CM F7904<sup>MA</sup> | D6



**FAIXA NILO BLUR TAN**  
5.2X58.6 CM F7906<sup>MA</sup> | D6



**FAIXA PULSES SPOONY**  
2.2X50 CM F5212 | D7



**FAIXA ALL SPOONY**  
7.2X50 CM F5213 | D14



**FAIXA STRIPE FLAMANT**  
6.2X41.6 CM FL3093 | D12



**FAIXA STRIPE FLAMANT**  
26.7X4.8 CM FL3094 | D8



**FAIXA ETHNIC CINZA**  
6.2X41.6 CM F6021<sup>MA</sup> | D12



**FAIXA ETHNIC CINZA**  
26.7X6.5 CM F2077<sup>MA</sup> | D9



**FAIXA ACQUA**  
32.7X10 CM F2888<sup>MA</sup> | D9



**FAIXA ACQUA**  
32.7X3.3 CM F2889<sup>MA</sup> | D4



**FAIXA SEMI-CORTE SAHARA CAMURÇA**  
32.7X5.4 CM F2895 | D5



**FAIXA SEMI-CORTE SAHARA VULCÃO**  
32.7X5.4 CM F2897 | D5



**FAIXA SEMI-CORTE SAHARA PRETO**  
32.7X5.4 CM F2898 | D5



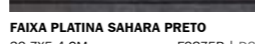
**FAIXA PLATINA SAHARA CAMURÇA**  
32.7X5.4 CM F2874R | D8  
33.3X5.4 CM F2874 | D7



**FAIXA PLATINA SAHARA VULCÃO**  
32.7X5.4 CM F2876R | D8  
33.3X5.4 CM F2876 | D7



**FAIXA PLATINA SAHARA PRETO**  
32.7X5.4 CM F2875R | D8  
33.3X5.4 CM F2875 | D7



**FAIXA BLUR**  
32.7X5.4 CM F7087 | D14



**FAIXA DAISY LARA CASTANHO**  
32.7X5.4 CM F7039<sup>MA</sup> | D8  
33.3X4.9 CM F2446<sup>MA</sup> | D7



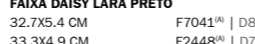
**FAIXA DAISY LARA VERMELHO**  
32.7X5.4 CM F7040<sup>MA</sup> | D8  
33.3X4.9 CM F2447<sup>MA</sup> | D7



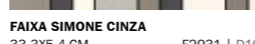
**FAIXA DAISY LARA PRETO**  
32.7X5.4 CM F7041<sup>MA</sup> | D8  
33.3X4.9 CM F2448<sup>MA</sup> | D7



**FAIXA SIMONE CINZA**  
33.3X5.4 CM F2931 | D16



**FAIXA BRANCOS QUATTRO**  
36X7 CM F3670 | D10



**FAIXA BRANCOS QUATTRO**  
25X7 CM F4511 | D7



**FAIXA RISCAS SAHARA CINZA**  
26.7X6.5 CM F2069 | D7



**FAIXA GEOMÉTRICA SAHARA CINZA**  
26.7X4.8 CM F0856<sup>MA</sup> | D6



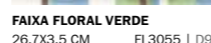
**FAIXA FLORAL CASTANHO**  
26.7X3.5 CM FL3052 | D9



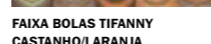
**FAIXA FLORAL AZUL**  
26.7X3.5 CM FL3053 | D9



**FAIXA FLORAL LARANJA**  
26.7X3.5 CM FL3054 | D9



**FAIXA FLORAL VERDE**  
26.7X3.5 CM FL3055 | D9



**FAIXA BOLAS TIFANNY CASTANHO/LARANJA**  
26.7X4.8 CM FL3059 | D7




**FAIXA BOLAS TIFANNY AZUL/VERDE**  
26.7X4.8 CM FL3060 | D7




**FAIXA SERIG. TIFANNY LARANJA/VERDE**  
26.7X4.8 CM FL3051 | D7




**FAIXA SERIG. TIFANNY AZUL/VERDE**  
26.7X4.8 CM FL3050 | D7



**FAIXA BOLAS/RISCAS TIFANNY CASTANHO**  
26.7X4.8 CM FL3056 | D7



**FAIXA BOLAS/RISCAS TIFANNY VERDE**  
26.7X4.8 CM FL3057 | D7



**FAIXA BOLAS/RISCAS TIFANNY AZUL**  
26.7X4.8 CM FL3058 | D7




**FAIXA BRANCOS RISCAS**  
25X5 CM L3600CF | D8



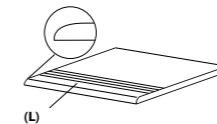
**FAIXA BRANCOS FAIRY TALES**  
20X5 CM LA0P0115 | D7



**BRANCO SNOW**  
40.8X40.8 CM S413 | C8



**BRANCO**  
32.7X32.7 CM RET. D220R | C20 PR324 | C21  
33.3X33.3 CM D220 | C6 P324 | C7



**STAIRSTEP . DEGRAU . PELDAÑO**  
**NEZ-DE-MARCHE . STUFE . СТУПЕНЬ**  
40.8(L)X40.8X0.85 CM | D1  
32.7(L)X32.7X0.75 CM RET. | D15  
33.3(L)X33.3X0.75 CM | D13



**SKIRTING . RODAPÉ . РОДАПИÉ**  
**PLINTHE . SOCKEL . ПЛИНТУС**  
8X40.8X0.85 CM | D4  
8X32.7X0.75 CM RET. | D4  
8X33.3X0.75 CM | D3

**FLOOR SUGGESTION**  
SUGESTÃO DE PAVIMENTO . SUGESTIÓN DE PAVIMENTO . SUGGESTION DE CARREAUX DE SOL . DAZU PASSENDE BODENFLIESEN . ПРЕДЛОЖЕНИЯ ДЛЯ ПОЛА



BRANCO BRILHO 25X36 CM S01  
FAIXA 25X5 CM L3600CF





WALL  
WALL TILES



T2 - SLIGHT  
VARIATION



SHINE



10.4 MM

32.7X58.6



**BRANCO**  
32.7X58.6 CM RET. RR042 | C20



**ACQUA**  
32.7X58.6 CM RET. RR401 | C31



**FAIXA ACQUA**  
10X58.6 CM  
3.3X58.6 CM  
F7801<sup>®</sup> | D11  
F7802<sup>®</sup> | D5



**FAIXA ACQUA**  
32.7X10 CM  
32.7X3.3 CM  
F2888<sup>®</sup> | D9  
F2889<sup>®</sup> | D4



WALL + FLOOR  
GLAZED FLOOR TILES



T2 - SLIGHT  
VARIATION




SHINE



7.5 MM

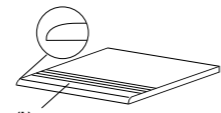
32.7X32.7  
33.3X33.3



**BRANCO**  
32.7X32.7 CM RET. PR324 | C21  
33.3X33.3 CM P324 | C7



**ACQUA**  
32.7X32.7 CM RET. P325R | C24  
33.3X33.3 CM P325 | C15



(L)  
**STAIRSTEP . DEGRAU . Peldaño**  
**NEZ-DE-MARCHE . STUFE . ступень**  
32.7(L)X32.7X0.75 CM RET. | D15  
33.3(L)X33.3X0.75 CM | D13



**SKIRTING . RODAPÉ . RODAPIÉ**  
**PLINTHE . SOCKEL . плинтус**  
8X32.7X0.75 CM RET. | D4  
8X33.3X0.75 CM | D3

<sup>(A)</sup> RANDOM DRAWING . DESENHO ALEATÓRIO . DISEÑO ALEATORIO . DESSIN ALÉATOIRE . WECHSELNDES DESIGN . ЖЕРЕБЬЕВКИ



WALL:  
ACQUA 32.7X58.6 CM RET. RR401  
BRANCO BRILHO 32.7X58.6 CM RET. RR042  
FLOOR:  
ACQUA 32.7X32.7 CM RET. P325R

## PACKAGES AND WEIGHTS


EMBALAGENS E PESOS . EMBALAJES Y PESOS . EMBALLAGES ET POIDS . VERPACKUNGEN-GEWICHTE . УПАКОВКА И ВЕС

DIMENSÃO (CM) . FORMATO (CM) . FORMAT (CM) MASSE (CM) . РАЗМЕРЫ (CM)	PEÇAS / CX . PIEZAS / CAJA . PIÈCES / BOÎTE STÜCK / KARTON . ШТУК / КОРОБКА	SQM / BOX M <sup>2</sup> / CX . M <sup>2</sup> / CAJA . M <sup>2</sup> / BOÎTE M <sup>2</sup> / KARTON . КВ.М / КОРОБКА	WEIGHT / BOX PESO / CX . PESO / CAJA . POIDS / BOÎTE GEWICHT / KARTON . ВЕС / КОРОБКА	BOX / PALLET CX / PALETTE . CAJA / PALLET . BOÎTE / PALETTE KARTONS / PALETTE . КОРОБОК / ПОДДОН
37.2X58.6 RET. 10.4 MM	7	1.327	22.63	32
32.7X32.7 RET. 7.5 MM	9	0.962	15.81	46
33.3X33.3 7.5 MM	9	1.000	16.40	68



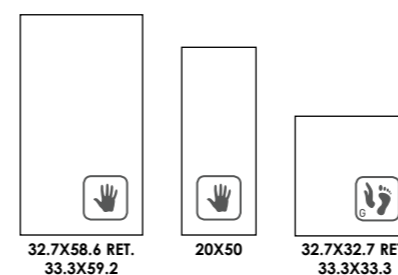
## COLOURS

CORES . COLORES . COULEURS . FARBEN . ЦВЕТА



## SIZES (CM)

FORMATOS . FORMATOS . FORMATS . FORMAT . РАЗМЕРЫ



## PACKAGES AND WEIGHTS

EMBALAGENS E PESOS . EMBALAJES Y PESOS . EMBALLAGES ET POIDS . VERPACKUNGEN-GEWICHTE . УПАКОВКА И ВЕС

SIZES (CM)		PIECES / BOX	SQM / BOX	WEIGHT / BOX	BOX / PALLET
DIMENSÃO (CM) . FORMATO (CM) . BOÏTE	MASSA (CM) . РАЗМЕРЫ (CM)	PEÇAS / CX . PIEZAS / CAJA . PIÈCES / BOÏTE	M² / CX . M² / CAJA . M² / BOÏTE	PESO / CX . PESO / CAJA . POIDS / BOÏTE	CX / PALETTE . CAJA / PALLET . BOÏTE / PALETTE
		СТУЧКИ / KARTON . ШТУК / КОРОБКА	M²	KG	CX
37.2X58.6 RET.	10.4 MM	7	1.327	22.63	32
33.3X59.2	10.4 MM	7	1.380	24.35	32
20X50	10.4 MM	12	1.200	20.40	48
32.7X32.7 RET.	7.5 MM	9	0.962	15.81	46
33.3X33.3	7.5 MM	9	1.000	16.40	68



LARA BEGE 32.7X58.6 CM RET. RR470



WALL:  
DECOR HANAMI LARA VERMELHO 32.7X58.6 CM D492  
DECOR HANAMI LARA PRETO 32.7X58.6 CM D493

FLOOR:  
LARA VERMELHO 32.7X32.7 CM RET. P360R



LEFT WALL:  
DECOR MIRROR LARA PRETO 32.7X58.6 CM RET. D708

RIGHT WALL:  
LARA BRANCO 32.7X58.6 CM RET. R478R  
DECOR MIRROR LARA BRANCO 32.7X58.6 CM RET. D702



**BRANCO**  
32.7X58.6 CM RET. R478R | C23  
33.3X59.2 CM R478 | C13  
20X50 CM R602 | C10



**VERMELHO**  
32.7X58.6 CM RET. R476R | C25  
33.3X59.2 CM R476 | C20  
20X50 CM R606 | C18



**PRETO**  
32.7X58.6 CM RET. R477R | C23  
33.3X59.2 CM R477 | C13  
20X50 CM R603 | C10



**BEGE**  
32.7X58.6 CM RET. RR470 | C23  
33.3X59.2 CM R470 | C13  
20X50 CM R605 | C10



**CASTANHO**  
32.7X58.6 CM RET. RR471 | C23  
33.3X59.2 CM R471 | C13  
20X50 CM R604 | C10



**FAIXA DAISY LARA BRANCO**  
32.7X5.4 CM RET. F7035<sup>RA</sup> | D8  
33.3X4.9 CM F2442<sup>RA</sup> | D7



**FAIXA DAISY LARA VERMELHO**  
32.7X5.4 CM RET. F7040<sup>RA</sup> | D8  
33.3X4.9 CM F2447<sup>RA</sup> | D7



**FAIXA DAISY LARA PRETO**  
32.7X5.4 CM RET. F7041<sup>RA</sup> | D8  
33.3X4.9 CM F2448<sup>RA</sup> | D7



**FAIXA DAISY LARA BEGE**  
32.7X5.4 CM RET. F7036<sup>RA</sup> | D8  
33.3X4.9 CM F2443<sup>RA</sup> | D7



**FAIXA DAISY LARA CASTANHO**  
32.7X5.4 CM RET. F7039<sup>RA</sup> | D8  
33.3X4.9 CM F2446<sup>RA</sup> | D7



WALL  
WALL TILES



T2 - SLIGHT  
VARIATION



SHINE



10.4 MM  
32.7X58.6  
33.3X59.2  
20X50



WALL  
WALL TILES



T2 - SLIGHT  
VARIATION



SHINE



10.4 MM

32.7X58.6  
20X50



**DECOR MIRROR BRANCO**  
32.7X58.6 CM RET. D702 | D26  
20X50 CM D2050 | D18




**DECOR MIRROR BEGE**  
32.7X58.6 CM RET. D703 | D26  
20X50 CM D2051 | D18




**DECOR MIRROR PRETO**  
32.7X58.6 CM RET. D708 | D26  
20X50 CM D2054 | D18



**FAIXA MIRROR LARA BRANCO**  
16.2X58.6 CM F7042<sup>sm</sup> | D16  
6.4X58.6 CM F7049<sup>sm</sup> | D10



**FAIXA MIRROR LARA BEGE**  
16.2X58.6 CM F7043<sup>sm</sup> | D16  
6.4X58.6 CM F7050<sup>sm</sup> | D10



**FAIXA MIRROR LARA PRETO**  
16.2X58.6 CM F7048<sup>sm</sup> | D16  
6.4X58.6 CM F7055<sup>sm</sup> | D10



**DECOR MIRROR VERMELHO**  
32.7X58.6 CM RET. D707 | D26  
20X50 CM D2053 | D18



**DECOR MIRROR CASTANHO**  
32.7X58.6 CM RET. D704 | D26  
20X50 CM D2052 | D18



**FAIXA MIRROR LARA VERMELHO**  
16.2X58.6 CM F7047<sup>sm</sup> | D16  
6.4X58.6 CM F7054<sup>sm</sup> | D10



**FAIXA MIRROR LARA CASTANHO**  
16.2X58.6 CM F7046<sup>sm</sup> | D16  
6.4X58.6 CM F7053<sup>sm</sup> | D10



**DECOR ROSES BRANCO**  
32.7X58.6 CM RET. D695 | D26  
33.3X59.2 CM D710 | D25



**DECOR ROSES BEGE**  
32.7X58.6 CM RET. D696 | D26  
33.3X59.2 CM D711 | D25




**DECOR ROSES PRETO**  
32.7X58.6 CM RET. D700 | D26  
33.3X59.2 CM D715 | D25



**FAIXA ROSES LARA BRANCO**  
6.4X58.6 CM F7856 | D10  
6.4X59.2 CM F7865 | D9  
32.7X6.8 CM F7060 | D7  
33.3X6.8 CM F2435 | D6



**FAIXA ROSES LARA BEGE**  
6.4X58.6 CM F7857 | D10  
6.4X59.2 CM F7866 | D9  
32.7X6.8 CM F7061 | D7  
33.3X6.8 CM F2436 | D6



**FAIXA ROSES LARA PRETO**  
6.4X58.6 CM F7862 | D10  
6.4X59.2 CM F7870 | D9  
32.7X6.8 CM F7066 | D7  
33.3X6.8 CM F2440 | D6



**DECOR ROSES VERMELHO**  
32.7X58.6 CM RET. D699 | D26  
33.3X59.2 CM D714 | D25



**DECOR ROSES CASTANHO**  
32.7X58.6 CM RET. D697 | D26  
33.3X59.2 CM D712 | D25



**FAIXA ROSES LARA VERMELHO**  
6.4X58.6 CM F7861 | D10  
6.4X59.2 CM F7869 | D9  
32.7X6.8 CM F7065 | D7  
33.3X6.8 CM F2439 | D6



**FAIXA ROSES LARA CASTANHO**  
6.4X58.6 CM F7860 | D10  
6.4X59.2 CM F7867 | D9  
32.7X6.8 CM F7064 | D7  
33.3X6.8 CM F2437 | D6



WALL  
WALL TILES



T2 - SLIGHT  
VARIATION



SHINE



10.4 MM

32.7X58.6  
33.3X59.2



WALL  
WALL TILES



T2 - SLIGHT  
VARIATION



SHINE



10.4 MM

32.7X58.6  
33.3X59.2



**DECOR HANAMI BRANCO**  
32.7X58.6 CM RET. D688 | D29



**DECOR HANAMI VERMELHO**  
32.7X58.6 CM RET. D692 | D29




**DECOR HANAMI PRETO**  
32.7X58.6 CM RET. D693 | D29



**DECOR HANAMI BEGE**  
32.7X58.6 CM RET. D689 | D29




**DECOR HANAMI CASTANHO**  
32.7X58.6 CM RET. D690 | D29



**MOSAICO LARA BRANCO**  
(2.5X2.5 CM)  
32.7X32.7 CM DC540 | D26



**MOSAICO LARA VERMELHO**  
(2.5X2.5 CM)  
32.7X32.7 CM DC545 | D26



**MOSAICO LARA PRETO**  
(2.5X2.5 CM)  
32.7X32.7 CM DC546 | D26



**MOSAICO LARA BEGE**  
(2.5X2.5 CM)  
32.7X32.7 CM DC541 | D26




**MOSAICO LARA CASTANHO**  
(2.5X2.5 CM)  
32.7X32.7 CM DC542 | D26



**BRANCO**  
32.7X32.7 CM RET. P357R | C24  
33.3X33.3 CM P357 | C9



**VERMELHO**  
32.7X32.7 CM RET. P360R | C28  
33.3X33.3 CM P360 | C20



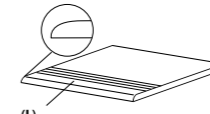
**PRETO**  
32.7X32.7 CM RET. P361R | C24  
33.3X33.3 CM P361 | C9



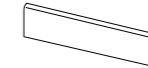
**BEGE**  
32.7X32.7 CM RET. P353R | C24  
33.3X33.3 CM P353 | C9



**CASTANHO**  
32.7X32.7 CM RET. P354R | C24  
33.3X33.3 CM P354 | C9



(L)  
**STAIRSTEP . DEGRAU . PELDAÑO**  
**NEZ-DE-MARCHE . STUFE . ступень**  
32.7(L)X32.7X0.75 CM RET. | D15  
33.3(L)X33.3X0.75 CM | D13



**SKIRTING . RODAPÉ . RODAPIÉ**  
**PLINTHE . SOCKEL . плитус**  
8X32.7X0.75 CM RET. | D4  
8X33.3X0.75 CM | D3



WALL + FLOOR  
GLAZED FLOOR TILES



T2 - SLIGHT  
VARIATION



SHINE



7.5 MM

32.7X32.7  
33.3X33.3



**FRONT WALL:**  
LARA BRANCO 32.7X58.6 CM RET. R478R

**RIGHT WALL:**  
LARA BRANCO 32.7X58.6 CM RET. R478R  
DECOR ROSES LARA CASTANHO 32.7X58.6 CM RET. D697

**FLOOR:**  
LARA CASTANHO 32.7X32.7 CM RET. P354R



WALL  
WALL TILES



T1 - UNIFORM  
APPEARANCE



RUSTIC  
(MATTE)



10.4 MM

33.3X59.2  
20X50




**BRANCO MATE**  
33.3X59.2 CM  
20X50 CM  
R467 | C11  
R636 | C10




**CREME MATE**  
33.3X59.2 CM  
20X50 CM  
R482 | C12  
R637 | C11




**CINZA MATE**  
33.3X59.2 CM  
20X50 CM  
R509 | C12  
R638 | C11



**MOKA MATE**  
33.3X59.2 CM  
20X50 CM  
R510 | C12  
R639 | C11



**FAIXA SIMONE MOKA**  
33.3X5.4 CM  
F2930 | D16



**FAIXA SIMONE CINZA**  
33.3X5.4 CM  
F2931 | D16



**FAIXA PLATINA SAHARA CAMURÇA**  
33.3X5.4 CM  
F2874 | D7



**FAIXA PLATINA SAHARA PRETO**  
33.3X5.4 CM  
F2875 | D7



WALL + FLOOR  
GLAZED FLOOR TILES

## FLOOR SUGGESTION

SUGESTÃO DE PAVIMENTO . SUGESTIÓN DE PAVIMENTO . SUGGESTION DE CARREAUX DE SOL . DAZU PASSENDE BODENFLIESEN . ПРЕДЛОЖЕНИЯ ДЛЯ ПОЛА



**SAHARA CAMURÇA**  
(116)



**SAHARA PRETO**  
(116)



SIMONE RUSTIC CREME MATE 33.3X59.2 CM R482  
FAIXA SIMONE MOKA 33.3X5.4 CM F2930



SIMONE RUSTIC CREME MATE 33.3X59.2 CM R482

## PACKAGES AND WEIGHTS

EMBALAGENS E PESOS . EMBALAJES Y PESOS . EMBALLAGES ET POIDS . VERPACKUNGEN-GEWICHTE . УПАКОВКА И ВЕС

DIMENSÃO (CM) . FORMATO (CM) . FORMAT (CM) MASSE (CM) . РАЗМЕРЫ (CM)	PEÇAS / CX . PIEZAS / CAJA . PIÈCES / BOÎTE STÜCK / KARTON . ШТУК / КОРОБКА	SQM / BOX M² / CX . M² / CAJA . M² / BOÎTE M² / KARTON . КВ.М / КОРОБКА	WEIGHT / BOX PESO / CX . PESO / CAJA . POIDS / BOÎTE GEWICHT / KARTON . ВЕС / КОРОБКА	BOX / PALLET CX / PALETTE . CAJA / PALLET . BOÎTE / PALETTE KARTONS / PALETTE . КОРОБОК / ПОДДОН
33.3X59.2 10.4 MM	7	1.380	24.35	32
20X50 10.4 MM	12	1.200	20.40	48

WALL  
WALL TILES

T1 - UNIFORM  
APPEARANCE

MATTE

SHINE

10.4 MM  
20X50

**BRANCO**  
20X50 CM

R615 | C10   R614 | C10

**DECOR WAVY BRANCO**  
20X50 CM

R676 | C18   R677 | C18 m<sup>2</sup>

**DECOR POOPLE BRANCO**  
20X50 CM

R700 | C18   R701 | C18 m<sup>2</sup>

**PRETO**  
20X50 CM

R689 | C11   R618 | C11

**DECOR WAVY PRETO**  
20X50 CM

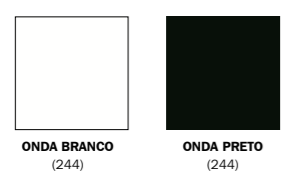
R678 | C19   R679 | C19 m<sup>2</sup>

**DECOR POOPLE PRETO**  
20X50 CM

R702 | C19   R703 | C19 m<sup>2</sup>

WALL + FLOOR  
GLAZED FLOOR TILES

**FLOOR SUGGESTION**  
SUGESTÃO DE PAVIMENTO . SUGESTIÓN DE PAVIMENTO . SUGGESTION DE CARREAUX DE SOL . DAZU PASSENDE BODENFLIESEN . ПРЕДЛОЖЕНИЯ ДЛЯ ПОЛА



**PACKAGES AND WEIGHTS**

EMBALAGENS E PESOS . EMBALAJES Y PESOS . EMBALLAGES ET POIDS . VERPACKUNGEN-GEWICHTE . УПАКОВКА И ВЕС

	SIZES (CM)	PIECES / BOX	SQM / BOX	WEIGHT / BOX	BOX / PALLET
	DIMENSÃO (CM) . FORMATO (CM) . FORMAT (CM) MASSE (CM) . РАЗМЕРЫ (CM)	PEÇAS / CX . PIEZAS / CAJA . PIÈCES / BOÎTE STÜCK / KARTON . ШТУК / КОРОБКА	M <sup>2</sup> / CX . M <sup>2</sup> / CAJA . M <sup>2</sup> / BOÎTE M <sup>2</sup> / KARTON . КВ.М / КОРОБКА	PESO / CX . PESO / CAJA . POIDS / BOÎTE GEWICHT / KARTON . ВЕС / КОРОБКА	CX / PALETTE . CAJA / PALLET . BOÎTE / PALETTE KARTONS / PALETTE . КОРОБОК / ПОДДОН
	10.4 MM				
	20X50	12	1.200	20.40	48

# SPOONY

## COLOURS

CORES . COLORES . COULEURS . FARBEN . ЦВЕТА



## SIZES (CM)

FORMATOS . FORMATOS . FORMATS . FORMAT . РАЗМЕРЫ



20X50

## PACKAGES AND WEIGHTS

EMBALAGENS E PESOS . EMBALAJES Y PESOS . EMBALLAGES ET POIDS . VERPACKUNGEN-GEWICHTE . УПАКОВКА И ВЕС

SIZES (CM)		PIECES / BOX		SQM / BOX		WEIGHT / BOX		BOX / PALLET	
DIMENSÃO (CM)	FORMATO (CM)	PEÇAS / CX	PIEZAS / CAJA	M <sup>2</sup> / CX	M <sup>2</sup> / CAJA	PESO / CX	PESO / CAJA	Poids / BOÎTE	GEWICHT / KARTON
MASSE (CM)	РАЗМЕРЫ (CM)	СТУК / KARTON	ШИТК / КОРОБКА	M <sup>2</sup> / KARTON	КВ.М / КОРОБКА	ГЕВИХТ / KARTON	ВЕС / КОРОБКА	КОРОБОК / ПОДДОН	КОРОБОК / ПОДДОН
20X50	10.4 MM	12		1.200		20.40		48	

FRONT WALL:  
SPOONY DEWY 20X50 CM R667  
LINEA SPOONY YUMMY 20X50 CM DC212  
SPOONY BONNY 20X50 CM R666

BACK WALL:  
MOSAIC SPOONY YUMMY 20X50 CM DC202

FLOOR:  
PLAN ALUMINIUM 46X46 CM NT41



SPOONY SNUG 20X50 CM R661





# SPOONY



FRONT WALL:  
SPOONY DEWY 20X50 CM R667  
LINEA SPOONY DEEP 20X50 CM DC210

BACK WALL:  
SPOONY SNUG 20X50 CM R661


FLOOR:  
PLAN SAND 46X46 CM NT43



LEFT WALL:  
SPOONY ALIVE 20X50 CM R663

FRONT WALL:  
SPOONY DEEP 20X50 CM R662  
DECOR BRIDAL SPOONY DEEP 20X50 CM D2040

FLOOR:  
PLAN WOOD 46X46 NT45



**STILLY**  
20X50 CM R660 | C12



**SNUG**  
20X50 CM R661 | C12



**DEEP**  
20X50 CM R662 | C12



**ALIVE**  
20X50 CM R663 | C12



**SWEET**  
20X50 CM R664 | C19



**YUMMY**  
20X50 CM R665 | C19



**BONNY**  
20X50 CM R666 | C12



**DEWY**  
20X50 CM R667 | C12



**CHILLY**  
20X50 CM R668 | C12



**DECOR BRIDAL DEEP**  
20X50 CM D2040 | D17



**DECOR BRIDAL ALIVE**  
20X50 CM D2041 | D17




**DECOR BRIDAL YUMMY**  
20X50 CM D2042 | D17



**LINEA SPOONY DEEP**  
20X50 CM DC210 | D22



**LINEA SPOONY ALIVE**  
20X50 CM DC211 | D22



**LINEA SPOONY YUMMY**  
20X50 CM DC212 | D22



**MOSAIC SPOONY DEEP (2.3X4.8 CM)**  
20X50 CM DC200 | D27



**MOSAIC SPOONY ALIVE (2.3X4.8 CM)**  
20X50 CM DC201 | D27



**MOSAIC SPOONY YUMMY (2.3X4.8 CM)**  
20X50 CM DC202 | D27



**DECOR ROMANTIC 2 BONNY**  
20X50 CM D2502 | D18



**DECOR ROMANTIC 2 SWEET**  
20X50 CM D2512 | D18



**DECOR GERBERA 2**  
20X50 CM D2049 | D24



**DECOR ROMANTIC 1 BONNY**  
20X50 CM D2501 | D18



**DECOR ROMANTIC 1 SWEET**  
20X50 CM D2511 | D18



**DECOR GERBERA 1**  
20X50 CM D2048 | D24



**DECOR WORDS**  
20X50 CM D5211 | D29



**FAIXA SHORT WORDS SPOONY**  
4.5X50 CM F5211 | D12



**FAIXA ALL SPOONY**  
7.2X50 CM F5213 | D14



**FAIXA PULSES SPOONY**  
2.2X50 CM F5212 | D7




**DECOR COFFEE**  
20X50 CM D2030 | D25




**DECOR CANDIES**  
20X50 CM D2047 | D23



SUGESTÃO DE PAVIMENTO. SUGESTIÓN DE PAVIMENTO . SUGGESTION DE CARREAUX DE SOL . DAZU PASSENDE BODENFLIESEN . ПРЕДЛОЖЕНИЯ ДЛЯ ПОЛА




SUGESTÃO DE PAVIMENTO. SUGESTIÓN DE PAVIMENTO . SUGGESTION DE CARREAUX DE SOL . DAZU PASSENDE BODENFLIESEN . ПРЕДЛОЖЕНИЯ ДЛЯ ПОЛА



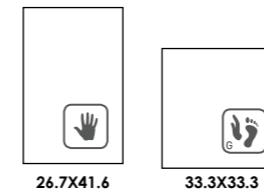
## COLOURS

CORES . COLORES . COULEURS . FARBEN . ЦВЕТА



## SIZES (CM)

FORMATOS . FORMATOS . FORMATS . FORMAT . РАЗМЕРЫ



## PACKAGES AND WEIGHTS

EMBALAGENS E PESOS . EMBALAJES Y PESOS . EMBALLAGES ET POIDS . VERPACKUNGEN-GEWICHTE . УПАКОВКА И ВЕС

SIZES (CM)		PIECES / BOX	SQM / BOX	WEIGHT / BOX	BOX / PALLET
DIMENSÃO (CM) . FORMATO (CM) . FORMAT (CM)	MASSE (CM) . РАЗМЕРЫ (CM)	PEÇAS / CX . PIEZAS / CAJA . PIÈCES / BOÎTE STÜCK / KARTON . ШТУК / КОРОБКА	M² / CX . M² / CAJA . M² / BOÎTE M² / KARTON . КВ.М / КОРОБКА	PESO / CX . PESO / CAJA . POIDS / BOÎTE GEWICHT / KARTON . ВЕС / КОРОБКА	CX / PALETTE . CAJA / PALLET . BOÎTE / PALETTE KARTONS / PALETTE . КОРОБОК / ПОДДОН
26.7x41.6	7.7 MM	9	1.000	13.13	78
33.3x33.3	7.5 MM	9	1.000	16.40	68



FLAMANT BEGE 26.7X41.6 CM 3073  
FAIXA STRIPE FLAMANT 26.7X4.8 CM FL3094

WALL:  
FLAMANT VERMELHO 26.7X41.6 CM 3078  
DECOR LOLLYPOP FLAMANT BEGE 26.7X41.6 CM DM3091

FLOOR:  
FLAMANT VERMELHO 33.3X33.3 CM S740



WALL  
WALL TILES



T2 - SLIGHT  
VARIATION



SHINE



7.7 MM  
26.7X41.6



**BRANCO**  
26.7X41.6 CM 3095 | C4



**BEGE**  
26.7X41.6 CM 3073 | C4



**VERDE SECO**  
26.7X41.6 CM 3074 | C4



**CASTANHO**  
26.7X41.6 CM 3075 | C4



**CINZA**  
26.7X41.6 CM 3076 | C4



**AZUL**  
26.7X41.6 CM 3077 | C4



**VERMELHO**  
26.7X41.6 CM 3078 | C13



**PRETO**  
26.7X41.6 CM 3096 | C4



**DECOR LOLLYPOP BRANCO**  
26.7X41.6 CM DM3092 | D21



**FAIXA LOLLYPOP FLAMANT BRANCO**  
12.9X41.6 CM FL3122<sup>®</sup> | D13  
6.2X41.6 CM FL3121<sup>®</sup> | D9



**DECOR LOLLYPOP BEGE**  
26.7X41.6 CM DM3091 | D21



**FAIXA LOLLYPOP FLAMANT BEGE**  
12.9X41.6 CM FL3091<sup>®</sup> | D13  
6.2X41.6 CM FL3092<sup>®</sup> | D9



**FAIXA STRIPE FLAMANT**  
6.2X41.6 CM FL3093 | D12



**FAIXA STRIPE FLAMANT**  
26.7X4.8 CM FL3094 | D8



**BRANCO**  
33.3X33.3 CM S734 | C6



**BEGE**  
33.3X33.3 CM S735 | C6



**VERDE SECO**  
33.3X33.3 CM S737 | C6




**CASTANHO**  
33.3X33.3 CM S738 | C6




**CINZA**  
33.3X33.3 CM S736 | C6



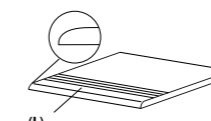
**AZUL**  
33.3X33.3 CM S739 | C6



**VERMELHO**  
33.3X33.3 CM S740 | C20



**PRETO**  
33.3X33.3 CM S741 | C6



(L)  
**STAIRSTEP . DEGRAU . PELDAÑO**  
NEZ-DE-MARCHE . STUFE . СТУПЕНЬ  
33.3(L)X33.3X0.75 CM | D13



**SKIRTING . RODAPÉ . RODAPIÉ**  
PLINTE . SOCKEL . ПЛИНТУС  
8X33.3X0.75 CM | D3



WALL + FLOOR  
GLAZED FLOOR TILES



T2 - SLIGHT  
VARIATION



SHINE



7.5 MM  
33.3X33.3



LEFT WALL:  
FLAMANT AZUL 26.7X41.6 CM 3077

RIGHT WALL:  
FLAMANT BEGE 26.7X41.6 CM 3073

FLOOR:  
FLAMANT AZUL 33.3X33.3 CM S739



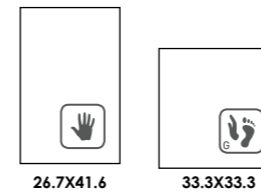
## COLOURS

CORES . COLORES . COULEURS . FARBEN . ЦВЕТА



## SIZES (CM)

FORMATOS . FORMATOS . FORMATS . FORMAT . РАЗМЕРЫ



## PACKAGES AND WEIGHTS

EMBALAGENS E PESOS . EMBALAJES Y PESOS . EMBALLAGES ET POIDS . VERPACKUNGEN-GEWICHTE . УПАКОВКА И ВЕС

SIZES (CM)		PIECES / BOX	SQM / BOX	WEIGHT / BOX	BOX / PALLET
DIMENSÃO (CM) . FORMATO (CM) . FORMAT (CM) . MASSE (CM) . РАЗМЕРЫ (CM)		PEÇAS / CX . PIEZAS / CAJA . PIÈCES / BOÎTE . STÜCK / KARTON . ШТУК / КОРОБКА	M² / CX . M² / CAJA . M² / BOÎTE . M² / KARTON . КВ.М / КОРОБКА	PESO / CX . PESO / CAJA . POIDS / BOÎTE . GEWICHT / KARTON . ВЕС / КОРОБКА	CX / PALETTE . CAJA / PALLET . BOÎTE / PALETTE . KARTONS / PALETTE . КОРОБОК / ПОДДОН
26.7X41.6	7.7 MM	9	1.000	13.13	78
33.3X33.3	7.5 MM	9	1.000	16.40	68



TIFANNY CASTANHO 26.7X41.6 CM 3039  
INFINITY TIFANNY CASTANHO/AZUL 32.9X9.7 CM FL3617  
TIFANNY AZUL 26.7X41.6 CM 3038

TIFANNY VERDE 26.7X41.6 CM 3037  
FAIXA BOLAS/RISCAS TIFANNY VERDE 26.7X4.8 CM L3057



WALL WALL TILES



T2 - SLIGHT VARIATION



SHINE



7.7 MM



**BRANCO**  
26.7X41.6 CM 3034 | C4



**BEGE**  
26.7X41.6 CM 3033 | C4



**LARANJA**  
26.7X41.6 CM 3036 | C6



**VERDE**  
26.7X41.6 CM 3037 | C4



**AZUL**  
26.7X41.6 CM 3038 | C4



**CINZA**  
26.7X41.6 CM 3035 | C4



**CASTANHO**  
26.7X41.6 CM 3039 | C4



**INFINITY TIFANNY BRANCO/VERDE**  
32.2X9.4 CM FL3612 | D18



**INFINITY TIFANNY CASTANHO/AZUL**  
32.2X9.4 CM FL3617 | D18



**INFINITY TIFANNY BRANCO/LARANJA**  
32.2X9.4 CM FL3614 | D18



**INFINITY TIFANNY CASTANHO/VERDE**  
32.2X9.4 CM FL3616 | D18



**INFINITY TIFANNY BRANCO/AZUL**  
32.2X9.4 CM FL3613 | D18



**INFINITY TIFANNY CASTANHO/LARANJA**  
32.2X9.4 CM FL3618 | D18




**INFINITY TIFANNY BRANCO/CINZA**  
32.2X9.4 CM FL3615 | D18



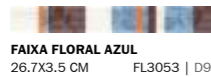
**INFINITY TIFANNY CASTANHO/BRANCO**  
32.2X9.4 CM FL3620 | D18



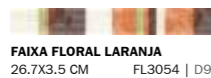
**INFINITY TIFANNY CASTANHO/CINZA**  
32.2X9.4 CM FL3619 | D18



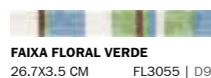
**FAIXA FLORAL CASTANHO**  
26.7X3.5 CM FL3052 | D9



**FAIXA FLORAL AZUL**  
26.7X3.5 CM FL3053 | D9




**FAIXA FLORAL LARANJA**  
26.7X3.5 CM FL3054 | D9



**FAIXA FLORAL VERDE**  
26.7X3.5 CM FL3055 | D9



**FAIXA BOLAS/RISCAS TIFANNY CASTANHO**  
26.7X4.8 CM FL3056 | D7




**FAIXA BOLAS/RISCAS TIFANNY VERDE**  
26.7X4.8 CM FL3057 | D7




**FAIXA BOLAS/RISCAS TIFANNY AZUL**  
26.7X4.8 CM FL3058 | D7




**FAIXA BOLAS TIFANNY CASTANHO/LARANJA**  
26.7X4.8 CM FL3059 | D7




**FAIXA BOLAS TIFANNY AZUL/VERDE**  
26.7X4.8 CM FL3060 | D7




**FAIXA SERIG. TIFANNY LARANJA/VERDE**  
26.7X4.8 CM FL3051 | D7




**FAIXA SERIG. TIFANNY AZUL/VERDE**  
26.7X4.8 CM FL3050 | D7




**MOSAICO TIFANNY BRANCO (2.5X2.5 CM)**  
26.7X26.7 CM DC660 | D23




**MOSAICO TIFANNY BEGE (2.5X2.5 CM)**  
26.7X26.7 CM DC661 | D23




**MOSAICO TIFANNY LARANJA (2.5X2.5 CM)**  
26.7X26.7 CM DC662 | D23



**MOSAICO TIFANNY VERDE (2.5X2.5 CM)**  
26.7X26.7 CM DC663 | D23



**MOSAICO TIFANNY AZUL (2.5X2.5 CM)**  
26.7X26.7 CM DC664 | D23



**MOSAICO TIFANNY CINZA (2.5X2.5 CM)**  
26.7X26.7 CM DC665 | D23



**MOSAICO TIFANNY CASTANHO (2.5X2.5 CM)**  
26.7X26.7 CM DC666 | D23



**BEGE**  
33.3X33.3 CM S745 | C6



**LARANJA**  
33.3X33.3 CM S748 | C16



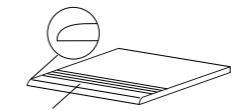
**VERDE**  
33.3X33.3 CM S749 | C6



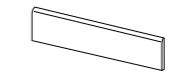
**AZUL**  
33.3X33.3 CM S747 | C6



**CINZA**  
33.3X33.3 CM S746 | C6



**STAIRSTEP . DEGRAU . PELDAÑO**  
NEZ-DE-MARCHE . STUFE . СТУПЕНЬ  
33.3(L)X33.3X0.75 CM | D13



**SKIRTING . RODAPÉ . RODAPIÉ**  
PLINTHE . SOCKEL . ПЛИНТУС  
8X33.3X0.75 CM | D3



WALL WALL TILES



T2 - SLIGHT VARIATION



SHINE



7.7 MM



WALL + FLOOR GLAZED FLOOR TILES



T2 - SLIGHT VARIATION



MATTE



7.5 MM


33.3X33.3



WALL + FLOOR GLAZED FLOOR TILES

FLOOR SUGGESTION

SUGESTÃO DE PAVIMENTO. SUGESTIÓN DE PAVIMENTO . SUGGESTION DE CARREAUX DE SOL . DAZU PASSENDE BODENFLIESEN . ПРЕДЛОЖЕНИЯ ДЛЯ ПОЛА



**ETHNIC BRANCO**  
(208)



**ETHNIC MOKA**  
(208)



WALL  
WALL TILES



T2 - SLIGHT  
VARIATION




MATTE




7.7 MM

26.7X41.6



**BEGE CLARO**  
26.7X41.6 CM R378 | C4



**BEGE ESCURO**  
26.7X41.6 CM R379 | C4



**CAMURÇA**  
26.7X41.6 CM R372 | C4



**PRÉ-CORTE BEGE CLARO**  
26.7X41.6 CM R440 | C16



**PRÉ-CORTE BEGE ESCURO**  
26.7X41.6 CM R441 | C16




**PRÉ-CORTE CAMURÇA**  
26.7X41.6 CM R437 | C16




**FAIXA ANTIQUA CLARA**  
26.7X4.6 CM F2056 | D17



**FAIXA ANTIQUA ESCURA**  
26.7X4.6 CM F2057 | D17



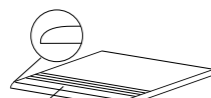
**BEGE CLARO**  
33.3X33.3 CM P327 | C6



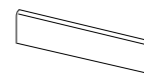
**BEGE ESCURO**  
33.3X33.3 CM P328 | C6



**CAMURÇA**  
33.3X33.3 CM P329 | C6



(L)  
**STAIRSTEP . DEGRAU . PELDAÑO**  
**NEZ-DE-MARCHE . STUFE . СТУПЕНЬ**  
33.3(L)X33.3X0.75 CM | D13



**SKIRTING . RODAPÉ . RODAPIÉ**  
**PLINTHE . SOCKEL . ПЛИНТУС**  
8X33.3X0.75 CM | D3



WALL + FLOOR  
GLAZED FLOOR TILES



T2 - SLIGHT  
VARIATION



MATTE



7.5 MM

33.3X33.3



ANTIQUA BEGE ESCURO 26.7X41.6 CM R379  
FAIXA ANTIQUA ESCURA 26.7X4.6 CM F2057

## PACKAGES AND WEIGHTS

EMBALAGENS E PESOS . EMBALAJES Y PESOS . EMBALLAGES ET POIDS . VERPACKUNGEN-GEWICHTE . УПАКОВКА И ВЕС

DIMENSÃO (CM) . FORMATO (CM) . FORMAT (CM) MASSE (CM) . РАЗМЕРЫ (CM)	PEÇAS / CX . PIEZAS / CAJA . PIÈCES / BOÎTE STÜCK / KARTON . ШТУК / КОРОБКА	SQM / BOX M² / CX . M² / CAJA . M² / BOÎTE M² / KARTON . КВ.М / КОРОБКА	WEIGHT / BOX PESO / CX . PESO / CAJA . POIDS / BOÎTE GEWICHT / KARTON . ВЕС / КОРОБКА	BOX / PALLET CX / PALETTE . CAJA / PALLET . BOÎTE / PALETTE KARTONS / PALETTE . КОРОБОК / ПОДДОН
26.7X41.6	9	1.000	13.13	78
33.3X33.3	9	1.000	16.40	68





FRONT WALL:  
ETHNIC MOKA 26.7X41.6 CM 3042  
ETHNIC CAPUCCINO 26.7X41.6 CM 3099

RIGHT WALL:  
ETHNIC CAPUCCINO 26.7X41.6 CM 3099

FLOOR:  
ETHNIC MOKA 33.3X33.3 CM S723

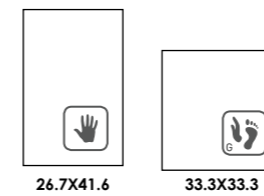
## COLOURS

CORES . COLORES . COULEURS . FARBEN . ЦВЕТА



## SIZES (CM)

FORMATOS . FORMATOS . FORMATS . FORMAT . РАЗМЕРЫ



## PACKAGES AND WEIGHTS

EMBALAGENS E PESOS . EMBALAJES Y PESOS . EMBALLAGES ET POIDS . VERPACKUNGEN-GEWICHTE . УПАКОВКА И ВЕС

SIZES (CM)		PIECES / BOX	SQM / BOX	WEIGHT / BOX	BOX / PALLET
DIMENSÃO (CM) . FORMATO (CM) . FORMAT (CM)	PEÇAS / CX . PIEZAS / CAJA . PIÈCES / BOÎTE	STÜCK / KARTON . ШТИК / КОРОБКА	M² / CX . M² / CAJA . M² / BOÎTE	PESO / CX . PESO / CAJA . POIDS / BOÎTE	CX / PALETTE . CAJA / PALLET . BOÎTE / PALETTE
MASSA (CM) . РАЗМЕРЫ (CM)			M² / KARTON . КВ.М / КОРОБКА	GEWICHT / KARTON . ВЕС / КОРОБКА	KARTONS / PALETTE . КОРОБОК / ПОДДОН
	→←	🏠	📏 M²	📏 KG	📏 CX
👤 26.7X41.6	7.7 MM	9	1.000	13.13	78
👤 33.3X33.3	7.5 MM	9	1.000	16.40	68






BRANCO 26.7X41.6 CM 3041 | C6 BEGE 26.7X41.6 CM 3097 | C6 CAPUCCINO 26.7X41.6 CM 3099 | C6 CINZA 26.7X41.6 CM 3098 | C6 MOKA 26.7X41.6 CM 3042 | C6 ANTRACITE 26.7X41.6 CM 3100 | C7



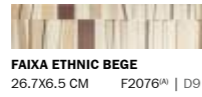
PLAIN BRANCO 26.7X41.6 CM 3110 | C6 PLAIN BEGE 26.7X41.6 CM 3111 | C6 PLAIN CAPUCCINO 26.7X41.6 CM 3113 | C6 PLAIN CINZA 26.7X41.6 CM 3112 | C6 PLAIN MOKA 26.7X41.6 CM 3114 | C6 PLAIN ANTRACITE 26.7X41.6 CM 3115 | C7



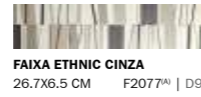
FAIXA ETHNIC BEGE 6.2X41.6 CM F6020<sup>®</sup> | D12



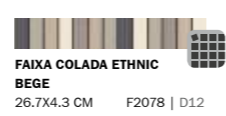
FAIXA ETHNIC CINZA 6.2X41.6 CM F6021<sup>®</sup> | D12




FAIXA ETHNIC BEGE 26.7X6.5 CM F2076<sup>®</sup> | D9




FAIXA ETHNIC CINZA 26.7X6.5 CM F2077<sup>®</sup> | D9




FAIXA COLADA ETHNIC BEGE 26.7X4.3 CM F2078 | D12



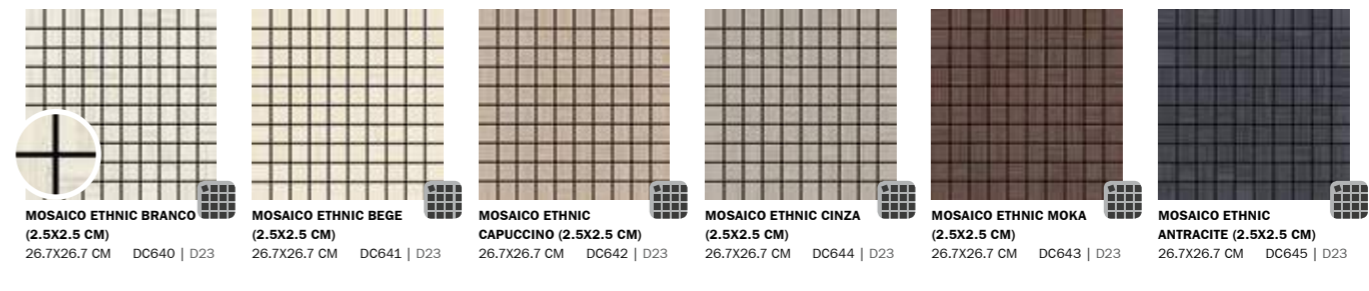
PRÉ-CORTE 1 BRANCO 26.7X41.6 CM 3116 | C14 PRÉ-CORTE 1 BEGE 26.7X41.6 CM 3117 | C14 PRÉ-CORTE 1 CAPUCCINO 26.7X41.6 CM 3132 | C14 PRÉ-CORTE 1 CINZA 26.7X41.6 CM 3135 | C14 PRÉ-CORTE 1 MOKA 26.7X41.6 CM 3118 | C14 PRÉ-CORTE 1 ANTRACITE 26.7X41.6 CM 3119 | C14



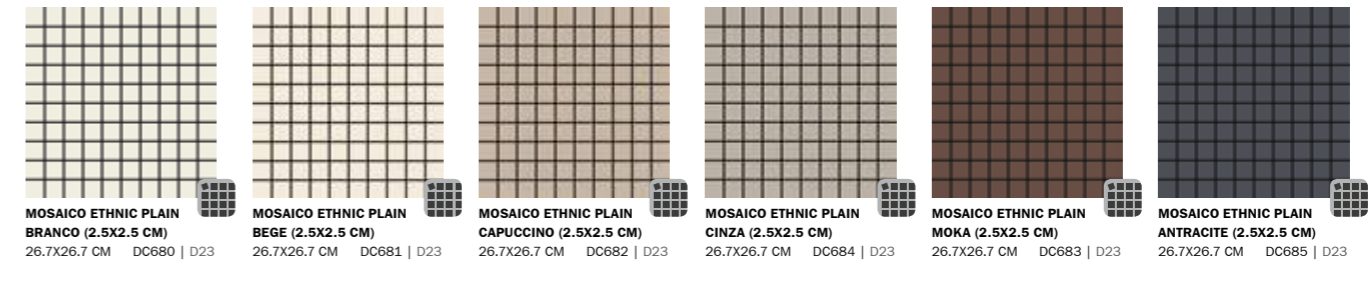
PRÉ-CORTE 2 BRANCO 26.7X41.6X0.87 CM 3120 | C16 PRÉ-CORTE 2 BEGE 26.7X41.6X0.87 CM 3121 | C16 PRÉ-CORTE 2 CAPUCCINO 26.7X41.6X0.87 CM 3124 | C16 PRÉ-CORTE 2 CINZA 26.7X41.6X0.87 CM 3125 | C16 PRÉ-CORTE 2 MOKA 26.7X41.6X0.87 CM 3122 | C16 PRÉ-CORTE 2 ANTRACITE 26.7X41.6X0.87 CM 3123 | C16



PRÉ-CORTE 2 PLAIN BRANCO 26.7X41.6 CM 3126 | C16 PRÉ-CORTE 2 PLAIN BEGE 26.7X41.6 CM 3127 | C16 PRÉ-CORTE 2 PLAIN CAPUCCINO 26.7X41.6 CM 3130 | C16 PRÉ-CORTE 2 PLAIN CINZA 26.7X41.6 CM 3128 | C16 PRÉ-CORTE 2 PLAIN MOKA 26.7X41.6 CM 3129 | C16 PRÉ-CORTE 2 PLAIN ANTRACITE 26.7X41.6 CM 3131 | C16



MOSAICO ETHNIC BRANCO (2.5X2.5 CM) 26.7X26.7 CM DC640 | D23 MOSAICO ETHNIC BEGE (2.5X2.5 CM) 26.7X26.7 CM DC641 | D23 MOSAICO ETHNIC CAPUCCINO (2.5X2.5 CM) 26.7X26.7 CM DC642 | D23 MOSAICO ETHNIC CINZA (2.5X2.5 CM) 26.7X26.7 CM DC644 | D23 MOSAICO ETHNIC MOKA (2.5X2.5 CM) 26.7X26.7 CM DC643 | D23 MOSAICO ETHNIC ANTRACITE (2.5X2.5 CM) 26.7X26.7 CM DC645 | D23



MOSAICO ETHNIC PLAIN BRANCO (2.5X2.5 CM) 26.7X26.7 CM DC680 | D23 MOSAICO ETHNIC PLAIN BEGE (2.5X2.5 CM) 26.7X26.7 CM DC681 | D23 MOSAICO ETHNIC PLAIN CAPUCCINO (2.5X2.5 CM) 26.7X26.7 CM DC682 | D23 MOSAICO ETHNIC PLAIN CINZA (2.5X2.5 CM) 26.7X26.7 CM DC684 | D23 MOSAICO ETHNIC PLAIN MOKA (2.5X2.5 CM) 26.7X26.7 CM DC683 | D23 MOSAICO ETHNIC PLAIN ANTRACITE (2.5X2.5 CM) 26.7X26.7 CM DC685 | D23



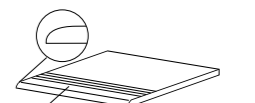
LINEA ETHNIC 26.7X41.6 CM DC646 | D19



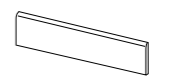
BRANCO 33.3X33.3 CM S724 | C7 BEGE 33.3X33.3 CM S715 | C7 CAPUCCINO 33.3X33.3 CM S729 | C7



CINZA 33.3X33.3 CM S722 | C7 MOKA 33.3X33.3 CM S723 | C7 ANTRACITE 33.3X33.3 CM S718 | C7



(L) STAIRSTEP . DEGRAU . PELDAÑO NEZ-DE-MARCHE . STUFE . СТУПЕНЬ 33.3(L)X33.3X0.75 CM | D13



SKIRTING . RODAPÉ . RODAPIÉ PLINTHE . SOCKEL . ПЛИНТУС 8X33.3X0.75 CM | D3



26.7X41.6



33.3X33.3



WALL  
WALL TILES



T2 - SLIGHT  
VARIATION



MATTE



7.7 MM



**STURGIS**  
26.7X41.6 CM R460 | C4




**FAIXA MICHIGAN BEGE**  
26.7X3.5 CM F2064 | D5




**FAIXA GEOMÉTRICA MICHIGAN BEGE**  
26.7X6.5 CM F2063 | D8




**KALAMAZOO**  
26.7X41.6 CM R461 | C4



**ANN ARBOR**  
26.7X41.6 CM R462 | C4



**LANSING**  
26.7X41.6 CM R463 | C4




**DETROIT**  
26.7X41.6 CM R464 | C4




**FAIXA MICHIGAN CINZA**  
26.7X3.5 CM F2066 | D5




**FAIXA GEOMÉTRICA MICHIGAN CINZA**  
26.7X6.5 CM F2065 | D8




**MOSAIC MICHIGAN STURGIS (2.5X2.5 CM)**  
26.7X26.7 CM DC672 | D23




**MOSAIC MICHIGAN KALAMAZOO (2.5X2.5 CM)**  
26.7X26.7 CM DC673 | D23



**MOSAIC MICHIGAN ANN ARBOR (2.5X2.5 CM)**  
26.7X26.7 CM DC671 | D23



**MOSAIC MICHIGAN LANSING (2.5X2.5 CM)**  
26.7X26.7 CM DC670 | D23



**MOSAIC MICHIGAN DETROIT (2.5X2.5 CM)**  
26.7X26.7 CM DC674 | D23



WALL + FLOOR  
GLAZED FLOOR TILES



T2 - SLIGHT  
VARIATION



MATTE



8.5 MM



7.5 MM



**STURGIS**  
40.8X40.8 CM P334 | C8  
33.3X33.3 CM P336 | C6



**KALAMAZOO**  
40.8X40.8 CM P330 | C8  
33.3X33.3 CM P337 | C6



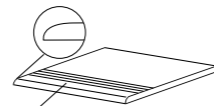
**ANN ARBOR**  
40.8X40.8 CM P331 | C8  
33.3X33.3 CM P339 | C6



**LANSING**  
40.8X40.8 CM P333 | C8  
33.3X33.3 CM P338 | C6



**DETROIT**  
40.8X40.8 CM P332 | C8  
33.3X33.3 CM P340 | C6



(L)  
**STAIRSTEP . DEGRAU . PELDAÑO  
NEZ-DE-MARCHE . STUFE . СТУПЕНЬ**  
40.8(L)X40.8X0.85 CM | D15  
33.3(L)X33.3X0.75 CM | D13



**SKIRTING . RODAPÉ . РОДАПИЕ  
PLINTE . SOCKEL . ПЛИНТУС**  
8X40.8X0.85 CM | D4  
8X33.3X0.75 CM | D3



MICHIGAN DETROIT 26.7X41.6 CM R464  
FAIXA MICHIGAN BEGE 26.7X3.5 CM F2064  
MICHIGAN STURGIS 26.7X41.6 CM R460

## PACKAGES AND WEIGHTS

EMBALAGENS E PESOS . EMBALAJES Y PESOS . EMBALLAGES ET POIDS . VERPACKUNGEN-GEWICHTE . УПАКОВКА И ВЕС

	SIZES (CM)		PIECES / BOX	SQM / BOX	WEIGHT / BOX	BOX / PALLET
	DIMENSÃO (CM) . FORMATO (CM) . FORMAT (CM) MASSE (CM) . РАЗМЕРЫ (CM)					
	26.7X41.6	7.7 MM	9	1.000	13.13	78
	40.8X40.8	8.5 MM	6	1.000	18.00	56
	33.3X33.3	7.5 MM	9	1.000	16.40	68



WALL  
WALL TILES



T2 - SLIGHT  
VARIATION



SHINE



8 MM

25X36



**BEGE CLARO**  
25X36 CM S77 | C4



**FAIXA GEOMÉTRICA KEOPS**  
25X5.5 CM F3661 | D7



**BEGE ESCURO**  
25X36 CM S78 | C4



**FAIXA FLORAL KEOPS**  
25X5.5 CM F3660 | D7



**FAIXA KEOPS**  
25X4.6 CM F5577 | D14



WALL + FLOOR  
GLAZED FLOOR TILES



T2 - SLIGHT  
VARIATION



MATTE



7.5 MM

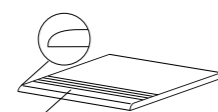
33.3X33.3



**BEGE CLARO**  
33.3X33.3 CM PB38 | C6




**BEGE ESCURO**  
33.3X33.3 CM PB37 | C6



(L)  
**STAIRSTEP . DEGRAU . PELDAÑO**  
**NEZ-DE-MARCHE . STUFE . СТУПЕНЬ**  
33.3(L)X33.3X0.75 CM | D13



**SKIRTING . RODAPÉ . РОДАРИЕ**  
**PLINTHE . SOCKEL . ПЛИНТУС**  
8X33.3X0.75 CM | D3




KEOPS BEGE ESCURO 25X36 CM S78  
FAIXA KEOPS 25X4.6 CM F5577


## PACKAGES AND WEIGHTS

EMBALAGENS E PESOS . EMBALAJES Y PESOS . EMBALLAGES ET POIDS . VERPACKUNGEN-GEWICHTE . УПАКОВКА И ВЕС

	SIZES (CM) DIMENSÃO (CM) . FORMATO (CM) . FORMAT (CM) MASSE (CM) . РАЗМЕРЫ (CM)	PIECES / BOX PEÇAS / CX . PIEZAS / CAJA . PIÈCES / BOÎTE STÜCK / KARTON . ШТУК / КОРОБКА	SQM / BOX M² / CX . M² / CAJA . M² / BOÎTE M² / KARTON . КВ.М / КОРОБКА	WEIGHT / BOX PESO / CX . PESO / CAJA . POIDS / BOÎTE GEWICHT / KARTON . ВЕС / КОРОБКА	BOX / PALLET CX / PALETTE . CAJA / PALLET . BOÎTE / PALETTE KARTONS / PALETTE . КОРОБОК / ПОДДОН
	25X36	16	1.440	18.88	54
	33.3X33.3	9	1.000	16.40	68



**BEGE CLARO**  
25X36 CM 7707 | C4



**BEGE ESCURO**  
25X36 CM 7708 | C4



**CINZA CLARO**  
25X36 CM 7710 | C4



**CINZA ESCURO**  
25X36 CM 7711 | C4



**AZUL**  
25X36 CM 7709 | C4



**FAIXA OSIRIS SISSI BEGE**  
25X8 CM FL7232 | D9



**FAIXA NATACHA SISSI BEGE**  
25X7 CM L3560CJ | D8



**FAIXA OSIRIS SISSI CINZA**  
25X8 CM FL7230 | D9



**FAIXA NATACHA SISSI AZUL**  
25X7 CM L3561CJ | D8



**FAIXA OSIRIS SISSI AZUL**  
25X8 CM FL7231 | D9



**FAIXA NEOCLÁSSICA SISSI BEGE**  
25X8 CM L3547CL | D10



**FAIXA NEOCLÁSSICA SISSI CINZA**  
25X8 CM L3546CL | D10



**FAIXA NEOCLÁSSICA SISSI AZUL**  
25X8 CM L3548CL | D10



**DECOR SISSI BEGE**  
25X36 CM M7374 | D22



**DECOR SISSI AZUL**  
25X36 CM M7375 | D22



**BEGE CLARO**  
33.3X33.3 CM S310 | C6



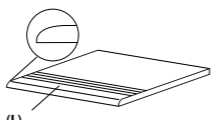
**BEGE ESCURO**  
33.3X33.3 CM S311 | C6



**CINZA CLARO**  
33.3X33.3 CM S312 | C6



**CINZA ESCURO**  
33.3X33.3 CM S313 | C6



**(L) STAIRSTEP . DEGRAU . PELDAÑO**  
NEZ-DE-MARCHE . STUFE . СТУПЕНЬ  
33.3(L)X33.3X0.75 CM | D13



**SKIRTING . RODAPÉ . RODAPIÉ**  
PLINTHE . SOCKEL . ПЛИНТУС  
8X33.3X0.75 CM | D3



**AZUL**  
33.3X33.3 CM S309 | C6



SISSI CINZA ESCURO 25X36 CM 7711  
FAIXA OSIRIS SISSI AZUL 25X8 CM FL7231

## PACKAGES AND WEIGHTS

EMBALAGENS E PESOS . EMBALAJES Y PESOS . EMBALLAGES ET POIDS . VERPACKUNGEN-GEWICHTE . УПАКОВКА И ВЕС

DIMENSÃO (CM) . FORMATO (CM) . FORMAT (CM) MASSE (CM) . РАЗМЕРЫ (CM)	PIECES / BOX PEÇAS / CX . PIEZAS / CAJA . PIÈCES / BOÎTE STÜCK / KARTON . ШТУК / КОРОБКА	SQM / BOX M² / CX . M² / CAJA . M² / BOÎTE M² / KARTON . К.В.М / КОРОБКА	WEIGHT / BOX PESO / CX . PESO / CAJA . POIDS / BOÎTE GEWICHT / KARTON . ВЕС / КОРОБКА	BOX / PALLET CX / PALETTE . CAJA / PALLET . BOÎTE / PALETTE KARTONS / PALETTE . КОРОБОК / ПОДДОН
25X36	16	1.440	18.88	54
33.3X33.3	9	1.000	16.40	68



WALL  
WALL TILES



T2 - SLIGHT  
VARIATION




SHINE




8 MM

25X36



**BEGE CLARO**  
25X36 CM U83 | C4



**BEGE**  
25X36 CM U84 | C4



**CINZA**  
25X36 CM U80 | C4



**AZUL**  
25X36 CM U82 | C4



**FAIXA VIENA BEGE**  
25X3 CM F3029 | D4



**FAIXA ROSA VIENA BEGE**  
25X3 CM F3045 | D4



**FAIXA VIENA AZUL**  
25X3 CM F3027 | D4



**FAIXA ROSA VIENA VERDE/  
AZUL**  
25X3 CM F3046 | D4



**FAIXA VIENA BEGE**  
25X8 CM F4067 | D8



**FAIXA ROSA DESCANSO  
VIENA BEGE**  
25X6.5 CM F4147 | D8



**FAIXA VIENA AZUL**  
25X8 CM F4065 | D8



**FAIXA ROSA DESCANSO  
VIENA VERDE/AZUL**  
25X6.5 CM F4148 | D8



**FAIXA ARCOS VIENA BEGE**  
25X8 CM F4082 | D8



**FAIXA ROSA VIENA BEGE**  
25X6.5 CM F4145 | D8




**FAIXA ARCOS VIENA AZUL**  
25X8 CM F4084 | D8



**FAIXA ROSA VIENA VERDE/  
AZUL**  
25X6.5 CM F4146 | D8



**BEGE**  
33.3X33.3 CM PA83 | C6



**CINZA**  
33.3X33.3 CM PA80 | C6



**AZUL**  
33.3X33.3 CM PA82 | C6



WALL + FLOOR  
GLAZED FLOOR TILES



T2 - SLIGHT  
VARIATION

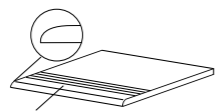


SHINE



7.5 MM

33.3X33.3



(L)  
**STAIRSTEP . DEGRAU . PELDAÑO  
NEZ-DE-MARCHE . STUFE . СТУПЕНЬ**  
33.3(L)X33.3X0.75 CM | D13



**SKIRTING . RODAPÉ . РОДАПИЄ  
PLINTHE . SOCKEL . ПЛИНТУС**  
8X33.3X0.75 CM | D3



**WALL:**  
VIENA CINZA 25X36 CM U80  
FAIXA ROSA VIENA VERDE/AZUL 25X6.5 CM F4146  
FAIXA ROSA DESCANSO VIENA VERDE/AZUL 25X6.5 CM F4148  
VIENA AZUL 25X36 CM U82  
FAIXA ROSA VIENA VERDE/AZUL 25X3 CM F3046

**FLOOR:**  
VIENA AZUL 33.3X33.3 CM PA82  
VIENA CINZA 33.3X33.3 CM PA80

## PACKAGES AND WEIGHTS

EMBALAGENS E PESOS . EMBALAJES Y PESOS . EMBALLAGES ET POIDS . VERPACKUNGEN-GEWICHTE . УПАКОВКА И ВЕС

	SIZES (CM)		PIECES / BOX		SQM / BOX		WEIGHT / BOX		BOX / PALLET							
	DIMENSÃO (CM)	FORMATO (CM)	PEÇAS / CX	PIEZAS / CAJA	PIÈCES / BOÎTE	M² / CX	M² / CAJA	M² / BOÎTE	PESO / CX	PESO / CAJA	POIDS / BOÎTE	CX / PALETTE	CAJA / PALLET	BOÎTE / PALETTE	KARTONS / PALETTE	КОРОБКИ / ПОДДОН
	MASSE (CM)	РАЗМЕРЫ (CM)	СТУЧКИ / KARTON	ШТУК / КОРОБКА	ШТУК / КОРОБКА	M²	KG	KG	KG	KG	KG	CX	CX	CX	CX	
	25X36	8 MM	16	16	16	1.440	18.88	54								
	33.3X33.3	7.5 MM	9	9	9	1.000	16.40	68								

### COLOURS

CORES . COLORES . COULEURS . FARBEN . ЦВѢТА



### SLIP RESISTANCE

RESISTÊNCIA AO ESCORREGAMENTO . RESISTENCIA AL DESLIZAMIENTO  
RÉSISTANCE AU GLISSEMENT . RUTSCHHEMMUNG . УСТОЙЧИВОСТЬ К СКОЛЬЖЕНИЮ



R10

ANTI-SLIP

### SIZES (CM)

FORMATOS . FORMATOS . FORMATS . FORMAT . РАЗМЕРЫ



20X20



20X20

### PACKAGES AND WEIGHTS

EMBALAGENS E PESOS . EMBALAJES Y PESOS . EMBALLAGES ET POIDS . VERPACKUNGEN-GEWICHTE . УПАКОВКА И ВЕС

	SIZES (CM)		PIECES / BOX		SQM / BOX		WEIGHT / BOX		BOX / PALLET	
	DIMENSÃO (CM) . FORMATO (CM) . FORMAT (CM) . MASSE (CM) . РАЗМЕРЫ (CM)	6.5 MM	PEÇAS / CX . PIEZAS / CAJA . PIÈCES / BOÎTE . STÜCK / KARTON . ШТУК / КОРОБКА	25	M² / CX . M² / CAJA . M² / BOÎTE . M² / KARTON . КВ.М / КОРОБКА	1.000	PESO / CX . PESO / CAJA . POIDS / BOÎTE . GEWICHT / KARTON . ВЕС / КОРОБКА	10.60	CX / PALETTE . CAJA / PALLET . BOÎTE / PALETTE . KARTONS / PALETTE . КОРОБОК / ПОДДОН	96
	20X20	6.5 MM	25	1.000	10.60	96				
	20X20	6.5 MM	25	1.000	13.70	72				

WALL:  
URBAN CARGALEIRO BEGE BRILHO 20X20 CM G02  
URBAN CARGALEIRO AZUL COBALTO BRILHO 20X20 CM H04  
URBAN CARGALEIRO AZUL ARDÓSIA BRILHO 20X20 CM H36  
URBAN CARGALEIRO AZUL CLARO BRILHO 20X20 CM H03

FLOOR:  
URBAN CARGALEIRO BEGE MATE 20X20 CM NATURAL PH39



BACK WALL:  
URBAN CARGALEIRO CINZA CLARO BRILHO 20X20 CM H09

FRONT WALL:  
PRÉ-CORTE URBAN CARGALEIRO MOKA BRILHO H808

FLOOR:  
URBAN CARGALEIRO MOKA MATE 20X20 CM NATURAL PH08

								WALL TILES T1 - UNIFORM APPEARANCE MATTE SHINE 6.5 MM 20X20
PRETO 20X20 CM H13   C9	MOKA 20X20 CM H08   C9	AZUL COBALTO 20X20 CM H04   C9	AZUL ARDÓSIA 20X20 CM H36   C9	PRETO 20X20 CM MH13   C9	MOKA 20X20 CM MH08   C9	AZUL COBALTO 20X20 CM MH04   C9	AZUL ARDÓSIA 20X20 CM MH36   C9	
CINZA ESCURO 20X20 CM H10   C4	CINZA CLARO 20X20 CM H09   C4	AZUL 20X20 CM H05   C4	AZUL CLARO 20X20 CM H03   C4	CINZA ESCURO 20X20 CM MH10   C4	CINZA CLARO 20X20 CM MH09   C4	AZUL 20X20 CM MH05   C4	AZUL CLARO 20X20 CM MH03   C4	
BORDEAUX 20X20 CM H07   C9	ROXO 20X20 CM H28   C9	VERDE ESCURO 20X20 CM H26   C9	VERDE FLORESTA 20X20 CM H25   C4	BORDEAUX 20X20 CM MH07   C9	ROXO 20X20 CM MH28   C9	VERDE ESCURO 20X20 CM MH26   C9	VERDE FLORESTA 20X20 CM MH25   C4	
LILÁS 20X20 CM H27   C9	ROSA 20X20 CM H06   C4	VERDE 20X20 CM H23   C9	VERDE LIMA 20X20 CM H24   C4	LILÁS 20X20 CM MH27   C9	ROSA 20X20 CM MH06   C4	VERDE 20X20 CM MH23   C9	VERDE LIMA 20X20 CM MH24   C4	
CHOCOLATE 20X20 CM H22   C4	CASTANHO 20X20 CM H21   C4	VERMELHO 20X20 CM H15   C15	LARANJA 20X20 CM H20   C9	CHOCOLATE 20X20 CM MH22   C4	CASTANHO 20X20 CM MH21   C4	VERMELHO 20X20 CM MH15   C15	LARANJA 20X20 CM MH20   C9	
MEL 20X20 CM H18   C4	BEGE ESCURO 20X20 CM H17   C4	AMARELO TORRADO 20X20 CM H19   C9	AMARELO 20X20 CM G08   C9	MEL 20X20 CM MH18   C4	BEGE ESCURO 20X20 CM MH17   C4	AMARELO TORRADO 20X20 CM MH19   C9	AMARELO 20X20 CM MG08   C9	
CHAMPAGNE 20X20 CM H16   C4	BEGE 20X20 CM G02   C4	AZUL GELO 20X20 CM H35   C4	BRANCO 20X20 CM G01   C4	CHAMPAGNE 20X20 CM MH16   C4	BEGE 20X20 CM MG02   C4	AZUL GELO 20X20 CM MH35   C4	BRANCO 20X20 CM MG01   C4	





WALL  
WALL TILES



T1 - UNIFORM  
APPEARANCE



MATTE

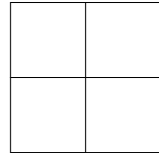


SHINE



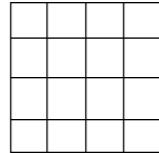
6.5 MM  
20X20

**ADDITIONAL SOLUTIONS** . SOLUÇÕES COMPLEMENTARES . SOLUCIONES ADICIONALES . D'AUTRES SOLUTIONS  
ERGÄNZENDE VORSCHLÄGE . ДОПОЛНИТЕЛЬНЫЕ РЕШЕНИЯ




PRÉ-CORTE 10X10 CM

**CINZA CLARO** HE09 | C6  
**AZUL COBALTO** HE04 | C11  
**VERDE LIMA** HE24 | C6  
**LARANJA** HE20 | C11  
**BRANCO** GE01 | C6  
(B)



PRÉ-CORTE 5X5 CM

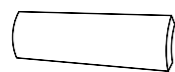
**CINZA CLARO** HB09 | C7  
**AZUL COBALTO** HB04 | C12  
**VERDE LIMA** HB24 | C7  
**LARANJA** HB20 | C12  
**BRANCO** GB01 | C7  
(B)



PRÉ-CORTE 2.5X2.5 CM

**CINZA CLARO** HA09 | C8  
**AZUL COBALTO** HA04 | C13  
**VERDE LIMA** HA24 | C8  
**LARANJA** HA20 | C13  
**BRANCO** GA01 | C8  
(B)

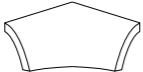
**SPECIAL PIECES** . PEÇAS ESPECIAIS . PIEZAS ESPECIALES . PIÈCES SPÉCIALES . FORMTEILE . СПЕЦИАЛЬНЫЕ ЭЛЕМЕНТЫ



**MEIA CANA EXTERNA**  
3X20 CM MCE | D11



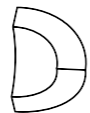
**CANTO EXTERNO**  
3X3 CM CE | D11



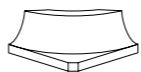
**PATA INTERNA**  
3X3 CM PI | D11



**MEIA CANA INTERNA**  
3X20 CM MCI | D11



**CANTO INTERNO**  
3X3 CM CI | D11



**PATA EXTERNA**  
3X3 CM PE | D11



WALL + FLOOR  
GLAZED FLOOR TILES



T1 - UNIFORM  
APPEARANCE



NATURAL  
(MATTE)



ANTI-SLIP  
(MATTE)




6.5 MM  
20X20



R10  
ANTI-SLIP




**PRETO** PH24 | C12  
20X20 CM



**MOKA** PH08 | C7  
20X20 CM




**AZUL COBALTO** PH04 | C12  
20X20 CM



**AZUL GELO** PH35 | C7  
20X20 CM



**BEGE ESCURO** PH17 | C7  
20X20 CM



**ROSA** PH06 | C7  
20X20 CM



**CINZA ESCURO** PH10 | C7  
20X20 CM



**CINZA CLARO** PH09 | C7  
20X20 CM




**BORDEAUX** PH07 | C12  
20X20 CM



**VERMELHO** PH25 | C21  
20X20 CM



**BEGE** PH39 | C7  
20X20 CM



**BRANCO** PH21 | C7  
20X20 CM



**CINZA ESCURO** PH42 | C7  
20X20 CM



**CINZA CLARO** PH41 | C7  
20X20 CM



**BEGE** PH39 | C7  
20X20 CM



**BRANCO** PH40 | C7  
20X20 CM



**SKIRTING . RODAPÉ . RODAPIÉ  
PLINTHE . SOCKEL . ПЛИНТУС**  
8X20X0.65 CM | D2

**COLOUR PALETTE**



COLOUR	REF	CERAMIC	PANTONE	RAL	NCS
H13 PH24 . MH13 . PH45		PRETO	BLACK 5C 2X 433C	8022 9004	S 9000-N
H08 PH08 . MH08		MOKA	438C	8017 8016	S 8005-Y80R
H10 PH10 . MH10 . PH42		CINZA ESCURO	COOL GRAY 7C	7036 7004	S 4502-Y S 4000-N
H09 PH09 . MH09 . PH41		CINZA CLARO	COOL GRAY 3C	7047	S 1502-R50B S 2000-N
H04 PH04 . MH04		AZUL COBALTO	2757C 281C	5022	S 6030-R70B
H36 MH36		AZUL ARDOSIA	653C	5000	S 3060-R80B
H05 MH05		AZUL	652C	5014	S 3030-R80B
H03 MH03		AZUL CLARO	650C 657C	5024	S 2020-R90B S 1030-R80B
H07 PH07 . MH07		BORDEAUX	195C 209C	3005	S 5040-R10B S 4050-R10B
H28 MH28		ROXO	519C	4001	S 4040-R50B
H27 MH27		LILAS	521C 5145C	4001	S 3030-R50B
H06 PH06 . MH06		ROSA	489C	3015	S 1010-Y60R S 0907-Y70R
H26 MH26		VERDE ESCURO	3305C	6004	S 6030-B70G
H25 MH25		VERDE FLORESTA	357C 3425C	6000	S 5040-G10Y
H23 MH23		VERDE	364C	6010	S 4050-G30Y
H24 MH24		VERDE LIMA	363C	6017	S 2070-G30Y
H22 MH22		CHOCOLATE	168C	8002	S 7020-Y50R S 6020-Y70R
H21 MH21		CASTANHO	154C	8003	S 5040-Y50R S 5040-Y30R
H18 MH18		MEL	145C 153C	8023	S 2050-Y30R S 3050-Y30R
H17 PH17 . MH17 . PH43		BEGE ESCURO	727C	1001	S 2020-Y30R
H15 PH25 . MH15		VERMELHO	485C 2X 186C	3020 3018	S 1080-Y90R
H20 MH20		LARANJA	144C	2000	S 1070-Y40R
H19 MH19		AMARELO TORRADO	137C	1033 1034	S 1070-Y30R
G08 MG08		AMARELO	143C	1017	S 1060-Y20R
H16 MH16		CHAMPAGNE	4545C	1015	S 0907-Y10R
G02 PH39 . MG02		BEGE	WARM GRAY 1C	1013	S 0505-Y10R S 0804-Y10R
H35 PH35 . MH35 . PH44		AZUL GELO	5455C	7035	S 1005-B50G
G01 PH21 . MG01 . PH40		BRANCO		9016	S 0300-N

(B) **AVAILABLE IN OTHERS COLOURS UNDER CERTAIN CONDITIONS** . DISPONÍVEL NAS RESTANTES CORES SOB CONDIÇÕES . DISPONIBLE EN OTROS COLORES BAJO CONDICIONES . DISPONIBLE DANS D'AUTRES COULEURS, SOUS CERTAINES CONDITIONS . UNTER BESTIMMTEN UMSTÄNDEN AUCH IN ANDEREN FARBEN ERHÄLTICH . ДОСТУПНО В ДРУГИХ ЦВЕТАХ ПРИ ОПРЕДЕЛЕННЫХ УСЛОВИЯХ

**THE COLOUR CORRESPONDENCES WERE MADE BY APPROXIMATION, AND ARE THEREFORE MERELY INDICATIVE** . AS CORRESPONDÊNCIAS DE CORES APRESENTADAS FORAM FEITAS POR APROXIMAÇÃO, LOGO SÃO MERAMENTE INDICATIVAS . LAS CORRESPONDENCIAS DE COLOR PRESENTADAS FUERAN HECHAS POR APROXIMACIÓN, ASÍ QUE SON MERAMENTE INDICATIVAS . LA CORRESPONDANCE DES COULEURS PRÉSENTÉES SONT FAITES PAR PROXIMITÉ, DONC CE SONT DES COULEURS INDICATIFS . DIE FARBENTSPRECHUNGEN WURDEN DURCH ANGLEICHUNG GEMACHT, DIESE DIENEN LEDIGLICH ZU INFORMATIONSZWECKEN . СООТВЕТСТВИЕ ЦВЕТА ИМЕЕТ ТОЛЬКО ОРИЕНТИРОВОЧНЫЙ ХАРАКТЕР.



WALL  
WALL TILES



T1 - UNIFORM  
APPEARANCE



SHINE



6.5 MM

20X20



**AMARELO**  
20X20 CM D27



**VERDE**  
20X20 CM D27



**AZUL**  
20X20 CM D27



**LILÁS**  
20X20 CM D27



**LARANJA**  
20X20 CM D27



**VERMELHO**  
20X20 CM D28




**DALILA (N2)**  
20X20 CM



**DELFINA (N2)**  
20X20 CM




**DAMÁSIO (N3)**  
20X20 CM



**DEOLÍNDIA (N3)**  
20X20 CM



**DANIEL (N4)**  
20X20 CM



**DIONÍSIO (N4)**  
20X20 CM



**DIOGO (N2)**  
20X20 CM



**DANIELA (N2)**  
20X20 CM



**DORÓTEIA (N3)**  
20X20 CM



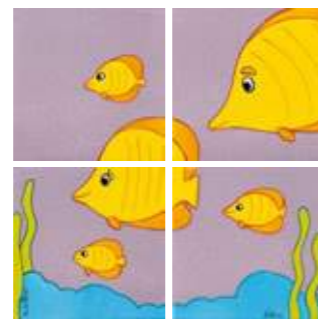
**DAMIÃO (N3)**  
20X20 CM



**DUARTE (N4)**  
20X20 CM



**DURVAL (N4)**  
20X20 CM



**DINASTIA DINIS (N1)**  
20X20 CM



WALL + FLOOR  
GLAZED FLOOR TILES

## FLOOR SUGGESTION

SUGESTÃO DE PAVIMENTO. SUGESTIÓN DE PAVIMENTO . SUGGESTION DE CARREAUX DE SOL . DAZU PASSENDE BODENFLIESEN . ПРЕДЛОЖЕНИЯ ДЛЯ ПОЛА




**URBAN CARGALEIRO  
BRANCO**  
(220)



**URBAN CARGALEIRO  
VERMELHO**  
(220)

**AUTHOR COLLECTION - HAND PAINTED** . COLEÇÃO DE AUTOR - PINTURA MANUAL . COLECCIÓN DE AUTOR - PINTURA MANUAL  
COLLECTION D'AUTEUR - PEINTRE À LA MAIN . AUTORENKOLLEKTION - HANDGEMALT . АВТОР КОЛЛЕКЦИИ - РУЧНАЯ РОСПИСЬ

**THIS COLLECTION IS SOLD ONLY IN SETS OF 16 PIECES (N16) - W17 OR IN THE FOLLOWING SETS OF 4 PIECES: (N1, N2, N3, N4) - W5**  
ESTA COLEÇÃO VENDE-SE APENAS EM CONJUNTO DE 16 PEÇAS (N16) - W17 OU NOS SEGUINTE CONJUNTOS DE 4 PEÇAS: (N1, N2, N3, N4) - W5  
ESTA COLECCIÓN SÓLO SE VENDE EN CONJUNTOS DE 16 PIEZAS (N16) - W17 O EN LOS SIGUIENTES CONJUNTOS DE 4 PIEZAS: (N1, N2, N3, N4) - W5  
CETTE COLLECTION SE VEND SEULEMENT EN ENSEMBLE DE 16 PIÈCES (N16) - W17 OU DANS LES ENSEMBLES DE 4 PIÈCES SUIVANTS: (N1, N2, N3, N4) - W5  
DIESE KOLLEKTION WIRD WIE FOLGT VERKAUFT: A. IM SET VON 16 STÜCK (N16) - W17 , B. IN VIERER SETS WIE FOLGT: (N1, N2, N3, N4) - W5  
ЭТА КОЛЛЕКЦИЯ ПРОДАЕТСЯ ТОЛЬКО В НАБОРАХ ПО 16 ШТУК (N16) - W17 ИЛИ В СЛЕДУЮЩИХ НАБОРАХ ИЗ 4 ЧАСТЕЙ: (N1, N2, N3, N4) - W5



BRANCO BRILHO 20X20 CM G01  
NAUTILUS DELFINA 20X20 CM  
NAUTILUS DUARTE 20X20 CM  
NAUTILUS DIONÍSIO 20X20 CM

## PACKAGES AND WEIGHTS

EMBALAGENS E PESOS . EMBALAJES Y PESOS . EMBALLAGES ET POIDS . VERPACKUNGEN-GEWICHTE . УПАКОВКА И ВЕС

SIZES (CM)	PIECES / BOX	SQM / BOX	WEIGHT / BOX	BOX / PALLET
DIMENSÃO (CM) . FORMATO (CM) . FORMAT (CM) MASSE (CM) . РАЗМЕРЫ (CM)	PEÇAS / CX . PIEZAS / CAJA . PIÈCES / BOÎTE STÜCK / KARTON . ШТУК / КОРОБКА	M <sup>2</sup> / CX . M <sup>2</sup> / CAJA . M <sup>2</sup> / BOÎTE M <sup>2</sup> / KARTON . К.В.М. / КОРОБКА	PESO / CX . PESO / CAJA . POIDS / BOÎTE GEWICHT / KARTON . ВЕС / КОРОБКА	CX / PALETTE . CAJA / PALLET . BOÎTE / PALETTE KARTONS / PALETTE . КОРОБОК / ПОДДОН
20X20	25	1.000	10.60	96



WALL  
WALL TILES



T1 - UNIFORM  
APPEARANCE



SHINE



6.5 MM

20X20



**AMARELO**  
20X20 CM D27



**VERDE**  
20X20 CM D27



**AZUL**  
20X20 CM D27



**LILÁS**  
20X20 CM D27



**LARANJA**  
20X20 CM D27



**VERMELHO**  
20X20 CM D28



**GIL (Q2)**  
20X20 CM



**JOSEFINA (Q2)**  
20X20 CM



**GERIBÉRIA (Q3)**  
20X20 CM



**JACINTO (Q3)**  
20X20 CM



**JAQUELINE (Q4)**  
20X20 CM



**GILBERTA (Q4)**  
20X20 CM



**JEREMIAS (Q2)**  
20X20 CM



**JULIÃO (Q2)**  
20X20 CM



**JUVENAL (Q3)**  
20X20 CM




**GUSTAVO (Q3)**  
20X20 CM



**JOCELINO (Q4)**  
20X20 CM



**JAIME (Q4)**  
20X20 CM



**GERALDO (Q1)**  
20X20 CM



WALL + FLOOR  
GLAZED FLOOR TILES

**FLOOR SUGGESTION**

SUGESTÃO DE PAVIMENTO. SUGESTIÓN DE PAVIMENTO . SUGGESTION DE CARREAXS DE SOL . DAZU PASSENDE BODENFLIESEN . ПРЕДЛОЖЕНИЯ ДЛЯ ПОЛА



**URBAN CARGALEIRO  
BRANCO**  
(220)



**URBAN CARGALEIRO  
VERMELHO**  
(220)

**AUTHOR COLLECTION - HAND PAINTED** . COLEÇÃO DE AUTOR - PINTURA MANUAL . COLECCIÓN DE AUTOR - PINTURA MANUAL  
COLLECTION D'AUTEUR - PEINTRE À LA MAIN . AUTORENKOLLEKTION - HANDGEMALT . АВТОР КОЛЛЕКЦИИ - РУЧНАЯ РОСПИСЬ

**THIS COLLECTION IS SOLD ONLY IN SETS OF 16 PIECES (Q16) - W17 OR IN THE FOLLOWING SETS OF 4 PIECES: (Q1, Q2, Q3, Q4) - W5**  
ESTA COLEÇÃO VENDE-SE APENAS EM CONJUNTO DE 16 PEÇAS (Q16) - W17 OU NOS SEGUINTE CONJUNTOS DE 4 PEÇAS: (Q1, Q2, Q3, Q4) - W5  
ESTA COLECCIÓN SÓLO SE VENDE EN CONJUNTOS DE 16 PIEZAS (Q16) - W17 O EN LOS SIGUIENTES CONJUNTOS DE 4 PIEZAS: (Q1, Q2, Q3, Q4) - W5  
CETTE COLLECTION SE VEND SEULEMENT EN ENSEMBLE DE 16 PIÈCES (Q16) - W17 OU DANS LES ENSEMBLES DE 4 PIÈCES SUIVANTS: (Q1, Q2, Q3, Q4) - W5  
DIESE KOLLEKTION WIRD WIE FOLGT VERKAUFT: A. IM SET VON 16 STÜCK (Q16) - W17 , B. IN VIERER SETS WIE FOLGT: (Q1, Q2, Q3, Q4) - W5  
ЭТА КОЛЛЕКЦИЯ ПРОДАЕТСЯ ТОЛЬКО В НАБОРАХ ПО 16 ШТУК (Q16) - W17 ИЛИ В СЛЕДУЮЩИХ НАБОРОВ ИЗ 4 ЧАСТЕЙ: (Q1, Q2, Q3, Q4) - W5



**BRANCO BRILHO 20X20 CM G01**  
**QUINTA GERALDO 20X20 CM**  
**QUINTA JULIÃO 20X20 CM**

**PACKAGES AND WEIGHTS**

EMBALAGENS E PESOS . EMBALAJES Y PESOS . EMBALLAGES ET POIDS . VERPACKUNGEN-GEWICHTE . УПАКОВКА И ВЕС

DIMENSÃO (CM) . FORMATO (CM) . FORMAT (CM) MASSE (CM) . РАЗМЕРЫ (CM)	PIEÇAS / CX . PIEZAS / CAJA . PIÈCES / BOÎTE STÜCK / KARTON . ШТУК / КОРОБКА	SQM / BOX M² / CX . M² / CAJA . M² / BOÎTE M² / KARTON . К.В.М / КОРОБКА	WEIGHT / BOX PESO / CX . PESO / CAJA . POIDS / BOÎTE GEWICHT / KARTON . ВЕС / КОРОБКА	BOX / PALLET CX / PALETTE . CAJA / PALLET . BOÎTE / PALETTE KARTONS / PALETTE . КОРОБОК / ПОДДОН	
					20X20
20X20	6.5 MM	25	1.000	10.60	96



WALL  
WALL TILES



T1 - UNIFORM  
APPEARANCE



SHINE



6.5 MM  
20X20



AMARELO  
20X20 CM D27



VERDE  
20X20 CM D27



AZUL  
20X20 CM D27



LILÁS  
20X20 CM D27



LARANJA  
20X20 CM D27



VERMELHO  
20X20 CM D28



LEONEL (S1)  
20X20 CM



LÁZARO (S1)  
20X20 CM



LOPO (S2)  
20X20 CM




LÚCIA E LINO (S2)  
20X20 CM



LETÍCIA E LINEU (S3)  
20X20 CM




LOURENÇO (S3)  
20X20 CM




LUCRÉCIA (S1)  
20X20 CM



LAURA E LUÍS (S1)  
20X20 CM



LURDES (S2)  
20X20 CM




LAURINDA (S2)  
20X20 CM



LOURIVAL (S3)  
20X20 CM



LEONARDO (S3)  
20X20 CM



LUCIANO (S4)  
20X20 CM



WALL + FLOOR  
GLAZED FLOOR TILES

FLOOR SUGGESTION

SUGESTÃO DE PAVIMENTO. SUGESTIÓN DE PAVIMENTO . SUGGESTION DE CARREAUX DE SOL . DAZU PASSENDE BODENFLIESEN . ПРЕДЛОЖЕНИЯ ДЛЯ ПОЛА



URBAN CARGALEIRO  
BRANCO  
(220)



URBAN CARGALEIRO  
VERMELHO  
(220)

AUTHOR COLLECTION - HAND PAINTED . COLEÇÃO DE AUTOR - PINTURA MANUAL . COLECCIÓN DE AUTOR - PINTURA MANUAL  
COLLECTION D'AUTEUR - PEINTRE À LA MAIN . AUTORENKOLLEKTION - HANDGEMALT . АВТОР КОЛЛЕКЦИИ - РУЧНАЯ РОСПИСЬ

THIS COLLECTION IS SOLD ONLY IN SETS OF 16 PIECES (S16) - W17 OR IN THE FOLLOWING SETS OF 4 PIECES: (S1, S2, S3, S4) - W5  
ESTA COLEÇÃO VENDE-SE APENAS EM CONJUNTO DE 16 PEÇAS (S16) - W17 OU NOS SEGUINTE CONJUNTOS DE 4 PEÇAS: (S1, S2, S3, S4) - W5  
ESTA COLECCIÓN SÓLO SE VENDE EN CONJUNTOS DE 16 PIEZAS (S16) - W17 O EN LOS SIGUIENTES CONJUNTOS DE 4 PIEZAS: (S1, S2, S3, S4) - W5  
CETTE COLLECTION SE VEND SEULEMENT EN ENSEMBLE DE 16 PIÈCES (S16) - W17 OU DANS LES ENSEMBLES DE 4 PIÈCES SUIVANTS: (S1, S2, S3, S4) - W5  
DIESE KOLLEKTION WIRD WIE FOLGT VERKAUFT: A. IM SET VON 16 STÜCK (S16) - W17 , B. IN VIERER SETS WIE FOLGT: (S1, S2, S3, S4) - W5  
ЭТА КОЛЛЕКЦИЯ ПРОДАЕТСЯ ТОЛЬКО В НАБОРАХ ПО 16 ШТУК (S16) - W17 ИЛИ В СЛЕДУЮЩИХ НАБОРАХ ИЗ 4 ЧАСТЕЙ: (S1, S2, S3, S4) - W5



BRANCO BRILHO 20X20 CM G01  
SAFARI LÁZARO 20X20 CM  
SAFARI LOPO 20X20 CM  
SAFARI LUCRÉCIA 20X20 CM  
SAFARI LUCIANO 20X20 CM

PACKAGES AND WEIGHTS

EMBALAGENS E PESOS . EMBALAJES Y PESOS . EMBALLAGES ET POIDS . VERPACKUNGEN-GEWICHTE . УПАКОВКА И ВЕС

SIZES (CM)	PIECES / BOX	SQM / BOX	WEIGHT / BOX	BOX / PALLET
DIMENSÃO (CM) . FORMATO (CM) . FORMAT (CM) MASSE (CM) . РАЗМЕРЫ (CM)	PEÇAS / CX . PIEZAS / CAJA . PIÈCES / BOÎTE STÜCK / KARTON . ШТУК / КОРОБКА	M² / CX . M² / CAJA . M² / BOÎTE M² / KARTON . К.В.М / КОРОБКА	PESO / CX . PESO / CAJA . POIDS / BOÎTE GEWICHT / KARTON . ВЕС / КОРОБКА	CX / PALETTE . CAJA / PALLET . BOÎTE / PALETTE KARTONS / PALETTE . КОРОБК / ПОДДОН
20X20	25	1.000	10.60	96



WALL  
WALL TILES



T1 - UNIFORM  
APPEARANCE



SHINE



6.5 MM

20X20



AMARELO  
20X20 CM D27

VERDE  
20X20 CM D27

AZUL  
20X20 CM D27

LILÁS  
20X20 CM D27

LARANJA  
20X20 CM D27

VERMELHO  
20X20 CM D28



WALL + FLOOR  
GLAZED FLOOR TILES

### FLOOR SUGGESTION

SUGESTÃO DE PAVIMENTO. SUGESTIÓN DE PAVIMENTO . SUGGESTION DE CARREAUX DE SOL . DAZU PASSENDE BODENFLIESEN . ПРЕДЛОЖЕНИЯ ДЛЯ ПОЛА



URBAN CARGALEIRO  
BRANCO  
(220)

URBAN CARGALEIRO  
VERMELHO  
(220)

### COLOUR PALETTE

COLOUR	CERAMIC	PANTONE	RAL	NCS
	AMARELO	1235C	1016	S 1060-G90Y
	VERDE	383C	6017	S 2060-G70Y
	AZUL	289C	6034	S 2050-B10G
	LILAS	521C	4001	S 3030-R50B
	LARANJA	144C	2000	S 10770-Y40R
	VERMELHO	485C 2X	3020	S 1080-Y90R

THE COLOUR CORRESPONDENCES WERE MADE BY APPROXIMATION, AND ARE THEREFORE MERELY INDICATIVE . AS CORRESPONDÊNCIAS DE CORES APRESENTADAS FORAM FEITAS POR APROXIMAÇÃO, LOGO SÃO MERAMENTE INDICATIVAS . LAS CORRESPONDENCIAS DE COLOR PRESENTADAS FUERAN HECHAS POR APROXIMACIÓN, ASÍ QUE SON MERAMENTE INDICATIVAS . LA CORRESPONDANCE DES COULEURS PRÉSENTÉES SONT FAITES PAR PROXIMITÉ, DONC CE SONT DES COULEURS INDICATIFS . DIE FARBENTSPRECHUNGEN WURDEN DURCH ANGLEICHUNG GEMACHT . DIESE DIENEN LEDIGLICH ZU INFORMATIONSZWECKEN . СООТВЕТСТВИЕ ЦВЕТА ИМЕЕТ ТОЛЬКО ОРИЕНТИРОВОЧНЫЙ ХАРАКТЕР.



BRANCO BRILHO 20X20 CM G01  
NAUTILUS DIONÍSIO 20X20 CM

### PACKAGES AND WEIGHTS

EMBALAGENS E PESOS . EMBALAJES Y PESOS . EMBALLAGES ET POIDS . VERPACKUNGEN-GEWICHTE . УПАКОВКА И ВЕС

SIZES (CM)	PIECES / BOX	SQM / BOX	WEIGHT / BOX	BOX / PALLET
DIMENSÃO (CM) . FORMATO (CM) . FORMAT (CM) MASSE (CM) . РАЗМЕРЫ (CM)	PEÇAS / CX . PIEZAS / CAJA . PIÈCES / BOÎTE STÜCK / KARTON . ШТУК / КОРОБКА	M² / CX . M² / CAJA . M² / BOÎTE M² / KARTON . К.В.М / КОРОБКА	PESO / CX . PESO / CAJA . POIDS / BOÎTE GEWICHT / KARTON . ВЕС / КОРОБКА	CX / PALETTE . CAJA / PALLET . BOÎTE / PALETTE KARTONS / PALETTE . КОРОБОК / ПОДДОН
20X20	25	1.000	10.60	96

# URBAN atelier

## COLOURS

CORES . COLORES . COULEURS . FARBEN . ЦВѢТА



## SIZES (CM)

FORMATOS . FORMATOS . FORMATS . FORMAT . РАЗМЕРЫ



10X10

## PACKAGES AND WEIGHTS

EMBALAGENS E PESOS . EMBALAJES Y PESOS . EMBALLAGES ET POIDS . VERPACKUNGEN-GEWICHTE . УПАКОВКА И ВЕС

SIZES (CM)	PIECES / BOX	SQM / BOX	WEIGHT / BOX	BOX / PALLET
DIMENSÃO (CM) . FORMATO (CM) . FORMAT (CM) MASSE (CM) . РАЗМЕРЫ (CM)	PEÇAS / CX . PIEZAS / CAJA . PIÈCES / BOÎTE STÜCK / KARTON . ШТУК / КОРӨБКА	M² / CX . M² / CAJA . M² / BOÎTE M² / KARTON . КВ.М / КОРӨБКА	PESO / CX . PESO / CAJA . POIDS / BOÎTE GEWICHT / KARTON . ВЕС / КОРӨБКА	CX / PALETTE . CAJA / PALLET . BOÎTE / PALETTE KARTONS / PALETTE . КОРӨБОК / ПОДДОН
10X10	25	0.250	3.80	224

WALL:  
 URBAN ATELIER PRATA 10X10 CM A2000  
 URBAN ATELIER PETRÓLEO 10X10 CM A5600  
 MEIA CANA CONVEXA URBAN ATELIER PETRÓLEO CV3.5X10  
 MEIA CANA CONCAVA URBAN ATELIER PETRÓLEO CC3.5X10  
 MEIA CANA CONVEXA URBAN ATELIER PRATA CV3.5X10  
 MEIA CANA CONCAVA URBAN ATELIER PRATA CC3.5X10






FLOOR:  
 SAHARA CINZA ESCURO 46X46 CM N005
















# atelier

# atelier



 <b>TANGERINA</b> 10X10 CM A2300   C33	 <b>SALMÃO</b> 10X10 CM A6300   C33	 <b>PAPAIA</b> 10X10 CM A6350   C36	 <b>TEMPESTADE</b> 10X10 CM A6110   C33	 <b>ALFAZEMA</b> 10X10 CM A6100   C33	 <b>INDIGO</b> 10X10 CM A2100   C33
 <b>LARANJA</b> 10X10 CM A5200   C36	 <b>ENCARNADO</b> 10X10 CM A3700   C36	 <b>SANGUE DE BOI</b> 10X10 CM A3500   C36	 <b>SAFIRA</b> 10X10 CM A5000   C33	 <b>TEJO</b> 10X10 CM A5610   C33	 <b>CELESTE</b> 10X10 CM A5930   C33
 <b>ROSA CLARO</b> 10X10 CM A4800   C33	 <b>ROSA VELHO</b> 10X10 CM A4700   C33	 <b>BERINGELA</b> 10X10 CM A4500   C33	 <b>TURQUESA</b> 10X10 CM A5100   C33	 <b>LAGOA</b> 10X10 CM A5900   C33	 <b>PETRÓLEO</b> 10X10 CM A5600   C33

 <b>ESMERALDA</b> 10X10 CM A1420   C33	 <b>VERDE ÁGUA</b> 10X10 CM A1410   C33	 <b>VERDE GARRAFA</b> 10X10 CM A6210   C36	 <b>ÁRTICO</b> 10X10 CM A5910   C33	 <b>NÓRDICO</b> 10X10 CM A6410   C33	 <b>ATLÂNTICO</b> 10X10 CM A5620   C33
 <b>KIWI</b> 10X10 CM A5710   C33	 <b>MENTA</b> 10X10 CM A1310   C33	 <b>BOSQUE</b> 10X10 CM A6200   C36	 <b>PÉROLA</b> 10X10 CM A2910   C33	 <b>CREME</b> 10X10 CM A4310   C33	 <b>MARFIM</b> 10X10 CM A2920   C33
 <b>AMARELO</b> 10X10 CM A5800   C33	 <b>ALFACE</b> 10X10 CM A4900   C33	 <b>VERDE NEGRO</b> 10X10 CM A1200   C39	 <b>AREIA</b> 10X10 CM A6000   C33	 <b>PAPIRO</b> 10X10 CM A6010   C33	 <b>CAMOMILA</b> 10X10 CM A6020   C33

 <b>CINZA CLARO</b> 10X10 CM A6400   C33	 <b>CINZA ESCURO</b> 10X10 CM A6450   C33	 <b>BRANCO</b> 10X10 CM A0300   C33	 <b>PRETO</b> 10X10 CM A3800   C36	 <b>MARINHO</b> 10X10 CM A3200   C39	 <b>COBALTO</b> 10X10 CM A5010   C36
 <b>CAMURÇA</b> 10X10 CM A5500   C33	 <b>CAMELO</b> 10X10 CM A5510   C33	 <b>BEGE</b> 10X10 CM A0600   C33	 <b>OURO</b> 10X10 CM A1000   *	 <b>PRATA</b> 10X10 CM A2000   *	 <b>BRONZE</b> 10X10 CM A3000   *
 <b>CACAU</b> 10X10 CM A0100   C33	 <b>CASTANHO</b> 10X10 CM A5060   C33	 <b>AMBAR</b> 10X10 CM A3600   C36			

**SPECIAL PIECES . PEÇAS ESPECIAIS . PIEZAS ESPECIALES . PIÈCES SPÉCIALES . FORMTEILE . СПЕЦИАЛЬНЫЕ ЭЛЕМЕНТЫ**



**MEIA CANA CONVEXA . CV3.5X10**  
VIDRO | D7 . METAL | \*



**CANTO DE MEIA CANA CONVEXA . CCV3.5X3.5**  
VIDRO | D8 . METAL | \*




**MEIA CANA CONCAVA . CC3.5X10**  
VIDRO | D7 . METAL | \*



**CANTO DE MEIA CANA CONCAVA . CCC3.5X3.5**  
VIDRO | D8 . METAL | \*



**FLOOR SUGGESTION . SUGESTÃO DE PAVIMENTO . SUGESTIÓN DE PAVIMENTO . SUGGESTION DE CARREAUX DE SOL . DAZU PASSENDE BODENFLIESEN . ПРЕДЛОЖЕНИЯ ДЛЯ ПОЛА**























URBAN ATELIER OURO 10X10 CM A1000  
URBAN ATELIER PRETO 10X10 CM A3800

\* PRICES ON REQUEST . PREÇOS SOB CONSULTA . PRECIOS BAJO PETICIÓN  
PRIX SUR DEMANDE . PREISE AUF ANFRAGE . ЦЕНЬ ПО ЗАПРОСУ

## COLOUR PALETTE

COLOUR	CERAMIC	PANTONE	RAL	NCS
	TANGERINA	144C	1007	S 1070-Y30R
	SALMÃO	715C	1034	S 1050-Y40R
	PAPAIA	166C	2012	S 1070-Y70R
	LARANJA	1525C	2010	S 2070-Y60R
	ENCARNADO	485C 2X	3020	S 1080-Y90R
	SANGUE DE BOI	504C	3005	S 6030-R10B
	ROSA CLARO	701C	3015	S 2030-R10B
	ROSA VELHO	702C	3014	S 2050-R10B
	BERINGELA	5185C	4007	S 7020-R10B
	TEMPESTADE	533C	5013	S 6020-R70B
	ALFAZEMA	5285C	5014	S 4020-R70B
	INDIGO	2726C	5002	S 3060-R70B
	SAFIRA	280C	5002	S 5040-R70B
	TEJO	5415C	5023	S 5020-B30G
	CELESTE	318C	6034	S 1030-B10G
	TURQUESA	562C	5021	S 3040-B50G
	LAGOA	569C	6033	S 4040-B50G
	PETRÓLEO	5473C	5009	S 5030-B30G
	ESMERALDA	346C	6019	S 2040-G10Y
	VERDE ÁGUA	577C	6019	S 1030-G30Y
	VERDE GARRAFA	3435C	6020	S 7020-G10Y
	KIWI	5777C	6025	S 2040-G70Y
	MENTA	575C	6010	S 4050-G30Y
	BOSQUE	350C	6002	S 6030-G10Y
	AMARELO	1235C	1003	S 1080-Y10R
	ALFACE	383C	6018	S 1060-G50Y
	VERDE NEGRO	3308C	6012	S 8010-B70G

## COLOUR PALETTE

COLOUR	CERAMIC	PANTONE	RAL	NCS
	ÁRTICO	5455C	6034	S0907-B80G
	NÓRDICO	5425C	5014	S 4020-R90B
	ATLÂNTICO	5405C		S 6020-B30G
	PÉROLA	4545C	9010	S 0505-Y
	CREME	4755C	9001	S 0907-Y70R
	MARFIM	WARM GRAY 1C	1013	S 0804-Y50R
	AREIA	460C	1000	S 1020-Y
	PAPIRO	1215C	1014	S 1030-Y
	CAMOMILA	122C	1012	S 1040-Y
	CINZA CLARO	422C	7038	S 2502-Y
	CINZA ESCURO	445C	7043	S 7502-B
	BRANCO		9016	S 0300-N
	CAMURÇA	730C	1011	S 3030-Y20R
	CAMELO	466C	1014	S 1515-Y20R
	BEGE	155C	1015	S 1010-Y30R
	CACAU	440C	8019	S 8010-Y90R
	CASTANHO	470C	8004	S 5040-Y50R
	AMBAR	139C	8001	S 2050-Y20R
	PRETO	BLACK 6 C 2X	8022	S 9000-N
	MARINHO	2768C	5013	S 6030-R70B
	COBALTO	2767C	5011	S 7020-R70B
	OURO	872C		
	PRATA	877C		
	BRONZE	876C		

THE COLOUR CORRESPONDENCES WERE MADE BY APPROXIMATION, AND ARE THEREFORE MERELY INDICATIVE . AS CORRESPONDÊNCIAS DE CORES APRESENTADAS FORAM FEITAS POR APROXIMAÇÃO, LOGO SÃO MERAMENTE INDICATIVAS . LAS CORRESPONDENCIAS DE COLOR PRESENTADAS FUERAN HECHAS POR APROXIMACIÓN, ASÍ QUE SON MERAMENTE INDICATIVAS . LA CORRESPONDANCE DES COULEURS PRÉSENTÉES SONT FAITES PAR PROXIMITÉ, DONC CE SONT DES COULEURS INDICATIFS . DIE FARBENTSPRECHUNGEN WURDEN DURCH ANGLEICHUNG GEMACHT. DIESE DIENEN LEDIGLICH ZU INFORMATIONSZWECKEN . СООТВЕТСТВИЕ ЦВЕТА ИМЕЕТ ТОЛЬКО ОРИЕНТИРОВОЧНЫЙ ХАРАКТЕР.





WALL + FLOOR  
GLAZED FLOOR TILES



T2 - SLIGHT  
VARIATION



MATTE




8.5 MM

40.8X40.8



7.5 MM


33.3X33.3



**MARFIM**  
40.8X40.8 CM S323 | C8



**CINZA**  
40.8X40.8 CM S325 | C8



**NOZ**  
40.8X40.8 CM S326 | C8



**MARFIM**  
33.3X33.3 CM S803 | C5



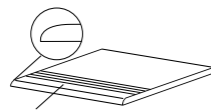
**CINZA ESCURO**  
33.3X33.3 CM S800 | C5



**BEGE**  
33.3X33.3 CM S802 | C5



**CASTANHO**  
33.3X33.3 CM S801 | C5



(L)  
**STAIRSTEP . DEGRAU . PELDAÑO**  
**NEZ-DE-MARCHE . STUFE . СТУПЕНЬ**  
40.8(L)X40.8X0.85 CM | D15  
33.3(L)X33.3X0.75 CM | D13



**SKIRTING . RODAPÉ . RODAPIÉ**  
**PLINTHE . SOCKEL . ПЛИНТУС**  
8X40.8X0.85 CM | D4  
8X33.3X0.75 CM | D3



ATENAS MARFIM 40.8X40.8 CM S323

## PACKAGES AND WEIGHTS

EMBALAGENS E PESOS . EMBALAJES Y PESOS . EMBALLAGES ET POIDS . VERPACKUNGEN-GEWICHTE . УПАКОВКА И ВЕС

DIMENSÃO (CM) . FORMATO (CM) . FORMAT (CM) MASSE (CM) . РАЗМЕРЫ (CM)	SIZES (CM)	PEÇAS / CX . PIEZAS / CAJA . PIÈCES / BOÎTE STÜCK / KARTON . ШТУК / КОРОЕКА	PIECES / BOX	M <sup>2</sup> / CX . M <sup>2</sup> / CAJA . M <sup>2</sup> / BOÎTE M <sup>2</sup> / KARTON . К.В.М / КОРОЕКА	SQM / BOX	PESO / CX . PESO / CAJA . POIDS / BOÎTE GEWICHT / KARTON . ВЕС / КОРОЕКА	WEIGHT / BOX	CX / PALETTE . CAJA / PALLET . BOÎTE / PALETTE KARTONS / PALETTE . КОРОЕОК / ПОДДОН	BOX / PALLET
40.8X40.8	8.5 MM	6		1.000		18.00		56	
33.3X33.3	7.5 MM	9		1.000		16.40		68	



WALL + FLOOR  
GLAZED FLOOR TILES



T2 - SLIGHT  
VARIATION



MATTE



8.5 MM

40.8X40.8




7.5 MM

33.3X33.3



**BEGE**  
40.8X40.8 CM  
33.3X33.3 CM

C186 | C8  
C300 | C4



**CASTANHO**  
40.8X40.8 CM  
33.3X33.3 CM

C187 | C8  
C301 | C4




**CASTANHO ESCURO**  
40.8X40.8 CM  
33.3X33.3 CM

C257 | C8  
C302 | C5



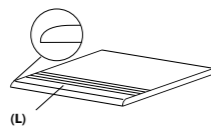
**CINZA**  
40.8X40.8 CM  
33.3X33.3 CM

C185 | C8  
C303 | C4

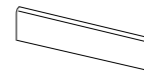


**PRETO**  
40.8X40.8 CM  
33.3X33.3 CM

C256 | C8  
C304 | C5



(L)  
**STAIRSTEP . DEGRAU . PELDAÑO**  
**NEZ-DE-MARCHE . STUFE . СТУПЕНЬ**  
40.8(L)X40.8X0.85 CM | D15  
33.3(L)X33.3X0.75 CM | D13



**SKIRTING . RODAPÉ . RODAPIÉ**  
**PLINTHE . SOCKEL . ПЛИНТУС**  
8X40.8X0.85 CM | D4  
8X33.3X0.75 CM | D3



NADINE CASTANHO ESCURO 40.8X40.8 CM C257



NADINE BEGE 40.8X40.8 CM C186

## PACKAGES AND WEIGHTS

EMBALAGENS E PESOS . EMBALAJES Y PESOS . EMBALLAGES ET POIDS . VERPACKUNGEN-GEWICHTE . УПАКОВКА И ВЕС

SIZES (CM)		PIECES / BOX	SQM / BOX	WEIGHT / BOX	BOX / PALLET
DIMENSÃO (CM) . FORMATO (CM) . FORMAT (CM)	MASSE (CM) . РАЗМЕРЫ (CM)	PEÇAS / CX . PIEZAS / CAJA . PIÈCES / BOÎTE	M² / CX . M² / CAJA . M² / BOÎTE	PESO / CX . PESO / CAJA . POIDS / BOÎTE	CX / PALETTE . CAJA / PALLET . BOÎTE / PALETTE
		STÜCK / KARTON . ШТУК / КОРОБКА	M² / KARTON . КВ.М / КОРОБКА	GEWICHT / KARTON . ВЕС / КОРОБКА	KARTONS / PALETTE . КОРОБОК / ПОДДОН
40.8X40.8	8.5 MM	6	1.000	18.00	56
33.3X33.3	7.5 MM	9	1.000	16.40	68



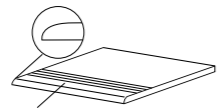
**BRANCO**  
32.7X32.7 CM  
33.3X33.3 CM  
PR324 | C21  
P324 | C7



**VERMELHO**  
32.7X32.7 CM  
33.3X33.3 CM  
P356R | C29  
P356 | C18



**PRETO**  
32.7X32.7 CM  
33.3X33.3 CM  
P355R | C23  
P355 | C12



(L)  
**STAIRSTEP . DEGRAU . PELDAÑO**  
**NEZ-DE-MARCHE . STUFE . СТУПЕНЬ**  
32.7(L)X32.7X0.75 CM RET. | D15  
33.3(L)X33.3X0.75 CM | D13



**SKIRTING . RODAPÉ . RODAPIÉ**  
**PLINTHE . SOCKEL . ПЛИНТУС**  
8X32.7X0.75 CM RET. | D4  
8X33.3X0.75 CM | D3

## PACKAGES AND WEIGHTS

EMBALAGENS E PESOS . EMBALAJES Y PESOS . EMBALLAGES ET POIDS . VERPACKUNGEN-GEWICHTE . УПАКОВКА И ВЕС

SIZES (CM)		PIECES / BOX		SQM / BOX		WEIGHT / BOX		BOX / PALLET	
DIMENSÃO (CM) . FORMATO (CM) . FORMAT (CM) MASSE (CM) . РАЗМЕРЫ (CM)		PEÇAS / CX . PIEZAS / CAJA . PIÈCES / BOÎTE STÜCK / KARTON . ШТУК / КОРОБКА		M <sup>2</sup> / CX . M <sup>2</sup> / CAJA . M <sup>2</sup> / BOÎTE M <sup>2</sup> / KARTON . КВ.М / КОРОБКА		PESO / CX . PESO / CAJA . POIDS / BOÎTE GEWICHT / KARTON . ВЕС / КОРОБКА		CX / PALETTE . CAJA / PALLET . BOÎTE / PALETTE KARTONS / PALETTE . КОРОБОК / ПОДДОН	
	32.7X32.7 RET.		9		0.962		15.81		46
	33.3X33.3		9		1.000		16.40		68



ONDA PRETO 32.7X32.7 CM RET. P3555R



**MARFIM**  
33.3X33.3 CM  
P378 | C6



**CASTANHO**  
33.3X33.3 CM  
P352 | C6



**MAGENTA**  
33.3X33.3 CM  
P392 | C12



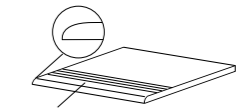
**PÚRPURA**  
33.3X33.3 CM  
P391 | C11



**AZUL NÓRDICO**  
33.3X33.3 CM  
P390 | C7



**CINZA CLARO**  
33.3X33.3 CM  
P376 | C6



(L)  
**STAIRSTEP . DEGRAU . PELDAÑO**  
**NEZ-DE-MARCHE . STUFE . СТУПЕНЬ**  
33.3(L)X33.3X0.75 CM | D13



**SKIRTING . RODAPÉ . RODAPIÉ**  
**PLINTHE . SOCKEL . ПЛИНТУС**  
8X33.3X0.75 CM | D3

## PACKAGES AND WEIGHTS

EMBALAGENS E PESOS . EMBALAJES Y PESOS . EMBALLAGES ET POIDS . VERPACKUNGEN-GEWICHTE . УПАКОВКА И ВЕС

SIZES (CM)		PIECES / BOX		SQM / BOX		WEIGHT / BOX		BOX / PALLET	
DIMENSÃO (CM) . FORMATO (CM) . FORMAT (CM) MASSE (CM) . РАЗМЕРЫ (CM)		PEÇAS / CX . PIEZAS / CAJA . PIÈCES / BOÎTE STÜCK / KARTON . ШТУК / КОРОБКА		M <sup>2</sup> / CX . M <sup>2</sup> / CAJA . M <sup>2</sup> / BOÎTE M <sup>2</sup> / KARTON . КВ.М / КОРОБКА		PESO / CX . PESO / CAJA . POIDS / BOÎTE GEWICHT / KARTON . ВЕС / КОРОБКА		CX / PALETTE . CAJA / PALLET . BOÎTE / PALETTE KARTONS / PALETTE . КОРОБОК / ПОДДОН	
	33.3X33.3		9		1.000		16.40		68



MATCH CASTANHO 33.3X33.3 CM P352

# ÁGUEDA

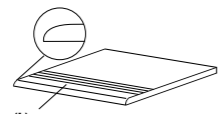
# CALÇADA



**BEGE**  
33.3X33.3 CM P054 | C4



**MEL**  
33.3X33.3 CM P055 | C4



(L)  
**STAIRSTEP . DEGRAU . PELDAÑO**  
**NEZ-DE-MARCHE . STUFE . СТУПЕНЬ**  
33.3(L)X33.3X0.75 CM | D13



**SKIRTING . RODAPÉ . RODAPIÉ**  
**PLINTHE . SOCKEL . ПЛИНТУС**  
8X33.3X0.75 CM | D3

## PACKAGES AND WEIGHTS

EMBALAGENS E PESOS . EMBALAJES Y PESOS . EMBALLAGES ET POIDS . VERPACKUNGEN-GEWICHTE . УПАКОВКА И ВЕС

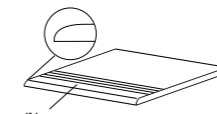
SIZES (CM)	PIECES / BOX	SQM / BOX	WEIGHT / BOX	BOX / PALLET
DIMENSÃO (CM) . FORMATO (CM) . FORMAT (CM) MASSE (CM) . РАЗМЕРЫ (CM)	PEÇAS / CX . PIEZAS / CAJA . PIÈCES / BOÎTE STÜCK / KARTON . ШТУК / КОРОБКА	M <sup>2</sup> / CX . M <sup>2</sup> / CAJA . M <sup>2</sup> / BOÎTE M <sup>2</sup> / KARTON . КВ.М / КОРОБКА	PESO / CX . PESO / CAJA . POIDS / BOÎTE GEWICHT / KARTON . ВЕС / КОРОБКА	CX / PALETTE . CAJA / PALLET . BOÎTE / PALETTE KARTONS / PALETTE . КОРОБОК / ПОДДОН
33.3X33.3 7.5 MM	9	1.000 M <sup>2</sup>	16.40 KG	68 CX



ÁGUEDA MEL 33.3X33.3 CM P055



**BEGE**  
33.3X33.3 CM S719 | C6



(L)  
**STAIRSTEP . DEGRAU . PELDAÑO**  
**NEZ-DE-MARCHE . STUFE . СТУПЕНЬ**  
33.3(L)X33.3X0.75 CM | D13



**SKIRTING . RODAPÉ . RODAPIÉ**  
**PLINTHE . SOCKEL . ПЛИНТУС**  
8X33.3X0.75 CM | D3

## PACKAGES AND WEIGHTS

EMBALAGENS E PESOS . EMBALAJES Y PESOS . EMBALLAGES ET POIDS . VERPACKUNGEN-GEWICHTE . УПАКОВКА И ВЕС

SIZES (CM)	PIECES / BOX	SQM / BOX	WEIGHT / BOX	BOX / PALLET
DIMENSÃO (CM) . FORMATO (CM) . FORMAT (CM) MASSE (CM) . РАЗМЕРЫ (CM)	PEÇAS / CX . PIEZAS / CAJA . PIÈCES / BOÎTE STÜCK / KARTON . ШТУК / КОРОБКА	M <sup>2</sup> / CX . M <sup>2</sup> / CAJA . M <sup>2</sup> / BOÎTE M <sup>2</sup> / KARTON . КВ.М / КОРОБКА	PESO / CX . PESO / CAJA . POIDS / BOÎTE GEWICHT / KARTON . ВЕС / КОРОБКА	CX / PALETTE . CAJA / PALLET . BOÎTE / PALETTE KARTONS / PALETTE . КОРОБОК / ПОДДОН
33.3X33.3 7.5 MM	9	1.000 M <sup>2</sup>	16.40 KG	68 CX



CALÇADA BEGE 33.3X33.3 CM S719



**BEGE**  
33.3X33.3 CM

PB81 | C5



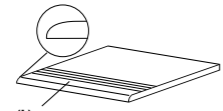
**CASTANHO**  
33.3X33.3 CM

PB82 | C5

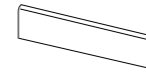


**VERMELHO**  
33.3X33.3 CM

PB83 | C5



(L)  
**STAIRSTEP . DEGRAU . PELDAÑO**  
**NEZ-DE-MARCHE . STUFE . СТУПЕНЬ**  
33.3(L)X33.3X0.75 CM | D13



**SKIRTING . RODAPÉ . RODAPIÉ**  
**PLINTHE . SOCKEL . ПЛИНТУС**  
8X33.3X0.75 CM | D3

## PACKAGES AND WEIGHTS

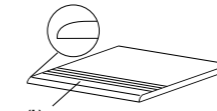
EMBALAGENS E PESOS . EMBALAJES Y PESOS . EMBALLAGES ET POIDS . VERPACKUNGEN-GEWICHTE . УПАКОВКА И ВЕС

SIZES (CM)	PIECES / BOX	SQM / BOX	WEIGHT / BOX	BOX / PALLET
DIMENSÃO (CM) . FORMATO (CM) . FORMAT (CM) MASSE (CM) . РАЗМЕРЫ (CM)	PEÇAS / CX . PIEZAS / CAJA . PIÈCES / BOÎTE STÜCK / KARTON . ШТУК / КОРОБКА	M <sup>2</sup> / CX . M <sup>2</sup> / CAJA . M <sup>2</sup> / BOÎTE M <sup>2</sup> / KARTON . КВ.М / КОРОБКА	PESO / CX . PESO / CAJA . POIDS / BOÎTE GEWICHT / KARTON . ВЕС / КОРОБКА	CX / PALETTE . CAJA / PALLET . BOÎTE / PALETTE KARTONS / PALETTE . КОРОБОК / ПОДДОН
33.3X33.3 7.5 MM	9	1.000	16.40	68



**BEGE**  
33.3X33.3 CM

S838 | C4



(L)  
**STAIRSTEP . DEGRAU . PELDAÑO**  
**NEZ-DE-MARCHE . STUFE . СТУПЕНЬ**  
33.3(L)X33.3X0.75 CM | D13



**SKIRTING . RODAPÉ . RODAPIÉ**  
**PLINTHE . SOCKEL . ПЛИНТУС**  
8X33.3X0.75 CM | D3

## PACKAGES AND WEIGHTS

EMBALAGENS E PESOS . EMBALAJES Y PESOS . EMBALLAGES ET POIDS . VERPACKUNGEN-GEWICHTE . УПАКОВКА И ВЕС

SIZES (CM)	PIECES / BOX	SQM / BOX	WEIGHT / BOX	BOX / PALLET
DIMENSÃO (CM) . FORMATO (CM) . FORMAT (CM) MASSE (CM) . РАЗМЕРЫ (CM)	PEÇAS / CX . PIEZAS / CAJA . PIÈCES / BOÎTE STÜCK / KARTON . ШТУК / КОРОБКА	M <sup>2</sup> / CX . M <sup>2</sup> / CAJA . M <sup>2</sup> / BOÎTE M <sup>2</sup> / KARTON . КВ.М / КОРОБКА	PESO / CX . PESO / CAJA . POIDS / BOÎTE GEWICHT / KARTON . ВЕС / КОРОБКА	CX / PALETTE . CAJA / PALLET . BOÎTE / PALETTE KARTONS / PALETTE . КОРОБОК / ПОДДОН
33.3X33.3 7.5 MM	9	1.000	16.40	68



LÓTUS CASTANHO 33.3X33.3 CM PB82



LUANDA BEGE 33.3X33.3 CM S838

# MELGAÇO

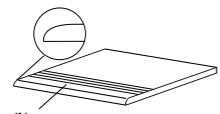
# RÚSTICO



**BEGE**  
33.3X33.3 CM PC23 | C6



**CINZA**  
33.3X33.3 CM PC24 | C6



(L)  
**STAIRSTEP . DEGRAU . PELDAÑO**  
**NEZ-DE-MARCHE . STUFE . СТУПЕНЬ**  
33.3(L)X33.3X0.75 CM | D13



**SKIRTING . RODAPÉ . RODAPIÉ**  
**PLINTHE . SOCKEL . ПЛИНТУС**  
8X33.3X0.75 CM | D3

## PACKAGES AND WEIGHTS

EMBALAGENS E PESOS . EMBALAJES Y PESOS . EMBALLAGES ET POIDS . VERPACKUNGEN-GEWICHTE . УПАКОВКА И ВЕС

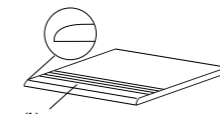
SIZES (CM)	PIECES / BOX	SQM / BOX	WEIGHT / BOX	BOX / PALLET
DIMENSÃO (CM) . FORMATO (CM) . FORMAT (CM) MASSE (CM) . РАЗМЕРЫ (CM)	PEÇAS / CX . PIEZAS / CAJA . PIÈCES / BOÎTE STÜCK / KARTON . ШТУК / КОРОБКА	M <sup>2</sup> / CX . M <sup>2</sup> / CAJA . M <sup>2</sup> / BOÎTE M <sup>2</sup> / KARTON . КВ.М / КОРОБКА	PESO / CX . PESO / CAJA . POIDS / BOÎTE GEWICHT / KARTON . ВЕС / КОРОБКА	CX / PALETTE . CAJA / PALLET . BOÎTE / PALETTE KARTONS / PALETTE . КОРОБОК / ПОДДОН
33.3X33.3	9	1.000	16.40	68



MELGAÇO CINZA 33.3X33.3 CM ANTI-DERRAP . PC24



**APACHE**  
33.3X33.3 CM C114 | C4



(L)  
**STAIRSTEP . DEGRAU . PELDAÑO**  
**NEZ-DE-MARCHE . STUFE . СТУПЕНЬ**  
33.3(L)X33.3X0.75 CM | D13



**SKIRTING . RODAPÉ . RODAPIÉ**  
**PLINTHE . SOCKEL . ПЛИНТУС**  
8X33.3X0.75 CM | D3

## PACKAGES AND WEIGHTS

EMBALAGENS E PESOS . EMBALAJES Y PESOS . EMBALLAGES ET POIDS . VERPACKUNGEN-GEWICHTE . УПАКОВКА И ВЕС

SIZES (CM)	PIECES / BOX	SQM / BOX	WEIGHT / BOX	BOX / PALLET
DIMENSÃO (CM) . FORMATO (CM) . FORMAT (CM) MASSE (CM) . РАЗМЕРЫ (CM)	PEÇAS / CX . PIEZAS / CAJA . PIÈCES / BOÎTE STÜCK / KARTON . ШТУК / КОРОБКА	M <sup>2</sup> / CX . M <sup>2</sup> / CAJA . M <sup>2</sup> / BOÎTE M <sup>2</sup> / KARTON . КВ.М / КОРОБКА	PESO / CX . PESO / CAJA . POIDS / BOÎTE GEWICHT / KARTON . ВЕС / КОРОБКА	CX / PALETTE . CAJA / PALLET . BOÎTE / PALETTE KARTONS / PALETTE . КОРОБОК / ПОДДОН
33.3X33.3	9	1.000	16.40	68



RÚSTICO APACHE 33.3X33.3 CM C114



WALL + FLOOR  
GLAZED FLOOR TILES



T2 - SLIGHT  
VARIATION



MATTE




6.5 MM

20X20



**BEGE**  
20X20 CM F100 | C4



**CASTANHO**  
20X20 CM F102 | C4



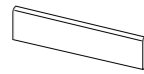
**CINZA**  
20X20 CM F101 | C4



**ANTRACITE**  
20X20 CM F104 | C4



**PRETO**  
20X20 CM F103 | C4



**SKIRTING . RODAPÉ . RODAPIÉ**  
**PLINTHE . SOCKEL . ПЛИНТУС**  
8X20X0.65 CM | D2



ZON BEGE 20X20 CM F100



## PACKAGES AND WEIGHTS

EMBALAGENS E PESOS . EMBALAJES Y PESOS . EMBALLAGES ET POIDS . VERPACKUNGEN-GEWICHTE . УПАКОВКА И ВЕС

DIMENSÃO (CM) . FORMATO (CM) . FORMAT (CM) MASSE (CM) . РАЗМЕРЫ (CM)	PIECES / BOX PEÇAS / CX . PIEZAS / CAJA . PIÈCES / BOÎTE STÜCK / KARTON . ШТУК / КОРОБКА	SQM / BOX M² / CX . M² / CAJA . M² / BOÎTE M² / KARTON . К.В.М. / КОРОБКА	WEIGHT / BOX PESO / CX . PESO / CAJA . POIDS / BOÎTE GEWICHT / KARTON . ВЕС / КОРОБКА	BOX / PALLET CX / PALETTE . CAJA / PALLET . BOÎTE / PALETTE KARTONS / PALETTE . КОРОБОК / ПОДДОН
20X20	25	1.000	13.70	72

# TECHNICAL INFORMATION

INFORMAÇÃO TÉCNICA . INFORMACIÓN TÉCNICA . SPÉCIFICATIONS TECHNIQUES  
TECHNISCHE SPEZIFIKATIONEN . ТЕХНИЧЕСКИЕ ДАННЫЕ





**PORCELAIN TILES (A) . PORCELANATO (A) . PORCELÁNICO (A) . GRÉS CÉRAME (A) . FEINSTEINZEUG (A) . КЕРАМОГРАНИТ (A)**

FEATURES CARACTERÍSTICAS CARACTERÍSTICAS CARACTÉRISTIQUES TECHNISCHE EIGENSCHAFTEN ОСОБЕННОСТИ	NORM NORMA NORMA NORME NORM НОРМА	SPECIFICATION EN 14411 GROUP BI a-GL ESPECIFICAÇÃO EN 14411 GRUPO BI a-GL ESPECIFICACIÓN EN 14411 GRUPO BI a-GL SPÉCIFICATION EN 14411 GROUPE BI a-GL HAUSEIGENE NORM EN 14411 GRUPPE BI a-GL СПЕЦИФИКАЦИЯ EN 14411 ГРУППА BI a-GL	ALELUIA SPECIFICATION ESPECIFICAÇÃO ESPECIFICACIÓN SPÉCIFICATION HAUSEIGENE NORM СПЕЦИФИКАЦИИ	SPECIFICATION EN 14411 GROUP BI a ESPECIFICAÇÃO EN 14411 GRUPO BI a ESPECIFICACIÓN EN 14411 GRUPO BI a SPÉCIFICATION EN 14411 GROUPE BI a HAUSEIGENE NORM EN 14411 GRUPPE BI a СПЕЦИФИКАЦИИ EN 14411 ГРУППА BI a	ALELUIA SPECIFICATION ESPECIFICAÇÃO ESPECIFICACIÓN SPÉCIFICATION HAUSEIGENE NORM СПЕЦИФИКАЦИИ	
SIZE TOLERANCE (%) TOLERÂNCIAS DIMENSIONAIS (%) TOLERANCIAS DIMENSIONALES (%) TOLÉRANCE S DIMENSIONNELLES (%) MASSTOLERANZ (%) РАЗМЕР ТОЛЕРАНТНОСТИ (%)	EN ISO 10545-2	± 0,6 MAXIMUM VALUE ± 2 MM VALOR MÁXIMO ± 2 MM VALOR MÁXIMO ± 2 MM VALEUR MAXIMUM ± 2 MM MAXIMALWERT ± 2 MM МАКСИМАЛЬНОЕ ЗНАЧЕНИЕ ± 2 MM	± 0,4	± 0,6 MAXIMUM VALUE ± 2 MM VALOR MÁXIMO ± 2 MM VALOR MÁXIMO ± 2 MM VALEUR MAXIMUM ± 2 MM MAXIMALWERT ± 2 MM МАКСИМАЛЬНОЕ ЗНАЧЕНИЕ ± 2 MM	± 0,4	
THICKNESS (%) ESPESURA (%) ESPESOR (%) ÉPAISSEUR (%) STÄRKE (ABWEICHUNG %) ТОЛЩИНА (%)		± 5 MAXIMUM VALUE ± 0,5 MM VALOR MÁXIMO ± 0,5 MM VALOR MÁXIMO ± 0,5 MM VALEUR MAXIMUM ± 0,5 MM MAXIMALWERT ± 0,5 MM МАКСИМАЛЬНОЕ ЗНАЧЕНИЕ ± 0,5 MM	IN ACCORDANCE CONFORME EN CONFORMIDAD SELON LE CAS KONFORM СОГЛАСНО	± 5 MAXIMUM VALUE ± 0,5 MM VALOR MÁXIMO ± 0,5 MM VALOR MÁXIMO ± 0,5 MM VALEUR MAXIMUM ± 0,5 MM MAXIMALWERT ± 0,5 MM МАКСИМАЛЬНОЕ ЗНАЧЕНИЕ ± 0,5 MM	IN ACCORDANCE CONFORME EN CONFORMIDAD SELON LE CAS KONFORM СОГЛАСНО	
RECTILINEARITY (%) RETILINEARIDADE (%) RETILINEARIDAD (%) RECTILINÉARITÉ (%) KANTENGERADHEIT (%) ПРЯМОЛИНЕЙНОСТЬ (%)		± 0,5 MAXIMUM VALUE ± 1,5 MM VALOR MÁXIMO ± 1,5 MM VALOR MÁXIMO ± 1,5 MM VALEUR MAXIMUM ± 1,5 MM MAXIMALWERT ± 1,5 MM МАКСИМАЛЬНОЕ ЗНАЧЕНИЕ ± 1,5 MM	± 0,3	± 0,5 MAXIMUM VALUE ± 1,5 MM VALOR MÁXIMO ± 1,5 MM VALOR MÁXIMO ± 1,5 MM VALEUR MAXIMUM ± 1,5 MM MAXIMALWERT ± 1,5 MM МАКСИМАЛЬНОЕ ЗНАЧЕНИЕ ± 1,5 MM	± 0,3	
ORTHOGONALITY (%) ORTOGONALIDADE (%) ORTOGONALIDAD (%) ORTHOGONALITÉ (%) RECHTWINKELGHEIT (%) ОКТОГОНАЛЬНОСТЬ (%)		± 0,5 MAXIMUM VALUE ± 2 MM VALOR MÁXIMO ± 2 MM VALOR MÁXIMO ± 2 MM VALEUR MAXIMUM ± 2 MM MAXIMALWERT ± 2 MM МАКСИМАЛЬНОЕ ЗНАЧЕНИЕ ± 2 MM	± 0,4	± 0,5 MAXIMUM VALUE ± 2 MM VALOR MÁXIMO ± 2 MM VALOR MÁXIMO ± 2 MM VALEUR MAXIMUM ± 2 MM MAXIMALWERT ± 2 MM МАКСИМАЛЬНОЕ ЗНАЧЕНИЕ ± 2 MM	± 0,4	
FLATNESS PLANARIDADE PLANARIDAD PLANARITÉ EBENFLÄCHIGKEIT НЕРАВНОМЕРНОСТЬ		CENTRAL CURVATURE (%) CURVATURA CENTRAL (%) CURVATURA CENTRAL (%) COURBURE CENTRALE (%) MITTIGE KRÜMMUNG (%) ЦЕНТРАЛЬНОЕ ИСКРЯВЛЕНИЕ (%)	± 0,5 MAXIMUM VALUE ± 2 MM VALOR MÁXIMO ± 2 MM VALOR MÁXIMO ± 2 MM VALEUR MAXIMUM ± 2 MM MAXIMALWERT ± 2 MM МАКСИМАЛЬНОЕ ЗНАЧЕНИЕ ± 2 MM	- 0,10 / + 0,15	± 0,5 MAXIMUM VALUE ± 2 MM VALOR MÁXIMO ± 2 MM VALOR MÁXIMO ± 2 MM VALEUR MAXIMUM ± 2 MM MAXIMALWERT ± 2 MM МАКСИМАЛЬНОЕ ЗНАЧЕНИЕ ± 2 MM	- 0,10 / + 0,15
		LATERAL CURVATURE (%) CURVATURA LATERAL (%) CURVATURA LATERAL (%) COURBURE LATÉRALE (%) KANTENKRÜMMUNG (%) БОКОВОЕ ИСКРЯВЛЕНИЕ (%)	± 0,5 MAXIMUM VALUE ± 2 MM VALOR MÁXIMO ± 2 MM VALOR MÁXIMO ± 2 MM VALEUR MAXIMUM ± 2 MM MAXIMALWERT ± 2 MM МАКСИМАЛЬНОЕ ЗНАЧЕНИЕ ± 2 MM	- 0,10 / + 0,15	± 0,5 MAXIMUM VALUE ± 2 MM VALOR MÁXIMO ± 2 MM VALOR MÁXIMO ± 2 MM VALEUR MAXIMUM ± 2 MM MAXIMALWERT ± 2 MM МАКСИМАЛЬНОЕ ЗНАЧЕНИЕ ± 2 MM	- 0,10 / + 0,15
	DIAGONAL DEFLECTION (%) FLECHA À DIAGONAL (%) LA FLECHA DIAGONAL (%) FLECHE EN DIAGONALE (%) KRÜMMUNG IN DER DIAGONALE (%) ДИАГОНАЛЬНОЕ ОТКЛОНЕНИЕ (%)	± 0,5 MAXIMUM VALUE ± 2 MM VALOR MÁXIMO ± 2 MM VALOR MÁXIMO ± 2 MM VALEUR MAXIMUM ± 2 MM MAXIMALWERT ± 2 MM МАКСИМАЛЬНОЕ ЗНАЧЕНИЕ ± 2 MM	- 0,10 / + 0,20	± 0,5 MAXIMUM VALUE ± 2 MM VALOR MÁXIMO ± 2 MM VALOR MÁXIMO ± 2 MM VALEUR MAXIMUM ± 2 MM MAXIMALWERT ± 2 MM МАКСИМАЛЬНОЕ ЗНАЧЕНИЕ ± 2 MM	- 0,10 / + 0,20	
WATER ABSORPTION (%) ABSORÇÃO DE ÁGUA (%) ABSORCIÓN DE AGUA (%) ABSORPTION D'EAU (%) WASSERAUFNAHME (%) ВОДОПОГЛОЩЕНИЕ (%)	EN ISO 10545-3	≤ 0,5	≤ 0,1	≤ 0,5	≤ 0,1	
MODULUS OF RUPTURE (N / MM²) MÓDULO DE ROTURA (N / MM²) MÓDULO DE RUPTURA (N / MM²) MODULE DE RUPTURE (N / MM²) BRUCHFESTIGKEIT (N / MM²) МОДУЛЬ РАЗРЫВА (Н / MM²)	EN ISO 10545-4	≥ 35	≥ 40	≥ 35	≥ 40	
FLEXION RESISTANCE (N) RESISTÊNCIA À FLEXÃO (N) RESISTENCIA A LA FLEXIÓN (N) RÉSISTANCE À LA FLEXION (N) BIEGFESTIGKEIT (N) СОПРОТИВЛЕНИЕ СГИБАНИЮ (N)	EN ISO 10545-4	≥ 1300	≥ 1500 (1)	≥ 1300	≥ 1500 (1)	

(A) GLAZED PORCELAIN FLOOR TILES - EN14411 – GROUP BI A (1ST CHOICE)

(1) FORMATS: THICKNESS ≥ 7,5 MM

(2) DOMESTIC DETERGENTS AND POOL SALTS

(2A) ACIDS AND BASES (LOW CONCENTRATION) – TO BE INDICATED BY THE PRODUCER – PRODUCT BY PRODUCT

(3) DEPENDING ON GLASS / COLOUR

(A) PAVIMENTOS CERÁMICOS DE PASTA PORCELÁNICA MONOCOZEDURA - EN14411 - GRUPO BI A (1ª ESCOLHA)

(1) FORMATOS: ESPESURA ≥ 7,5 MM

(2) DETERGENTES DOMÉSTICOS E SAIS DE PISCINA

(2A) ÁCIDOS E BASES (BAIXA CONCENTRAÇÃO) – A INDICAR PELO PRODUTOR - PRODUTO A PRODUTO

(3) CONSOANTE O VIDRO / COR

(A) PAVIMENTOS CERÁMICOS DE PASTA PORCELÁNICA DE MONOCOZEDURA - EN14411 – GRUPO BI A (1ª CALIDAD)

(1) FORMATO: ESPESOR ≥ 7,5MM

(2) PRODUCTOS DOMÉSTICOS DE LIMPIEZA Y SALES PARA PISCINA

(2A) ÁCIDOS Y BASES (BAJA CONCENTRACIÓN) – A ESPECIFICAR POR EL FABRICANTE – PRODUCTO A PRODUCTO

(3) DEPENDIENDO DEL VIDRIO / COLOR



**PORCELAIN TILES (A) . PORCELANATO (A) . PORCELÁNICO (A) . GRÉS CÉRAME (A) . FEINSTEINZEUG (A) . КЕРАМОГРАНИТ (A)**

FEATURES CARACTERÍSTICAS CARACTERÍSTICAS CARACTÉRISTIQUES TECHNISCHE EIGENSCHAFTEN ОСОБЕННОСТИ	NORM NORMA NORMA NORME NORM НОРМА	SPECIFICATION EN 14411 GROUP BI a-GL ESPECIFICAÇÃO EN 14411 GRUPO BI a-GL ESPECIFICACIÓN EN 14411 GRUPO BI a-GL SPÉCIFICATION EN 14411 GROUPE BI a-GL HAUSEIGENE NORM EN 14411 GRUPPE BI a-GL СПЕЦИФИКАЦИИ EN 14411 ГРУППА BI a-GL	ALELUIA SPECIFICATION ESPECIFICAÇÃO ESPECIFICACIÓN SPÉCIFICATION HAUSEIGENE NORM СПЕЦИФИКАЦИИ	SPECIFICATION EN 14411 GROUP BI a ESPECIFICAÇÃO EN 14411 GRUPO BI a ESPECIFICACIÓN EN 14411 GRUPO BI a SPÉCIFICATION EN 14411 GROUPE BI a HAUSEIGENE NORM EN 14411 GRUPPE BI a СПЕЦИФИКАЦИИ EN 14411 ГРУППА BI a	ALELUIA SPECIFICATION ESPECIFICAÇÃO ESPECIFICACIÓN SPÉCIFICATION HAUSEIGENE NORM СПЕЦИФИКАЦИИ
THERMAL SHOCK RESISTANCE RESISTÊNCIA AO CHOQUE TÉRMICO RESISTENCIA AL CHOQUE TÉRMICO RÉSISTANCE AUX ÉCARTS DE TEMPÉRATURE TEMPERATURWECHSELBESTÄNDIGKEIT ТЕРМИЧЕСКАЯ СТОЙКОСТЬ	EN ISO 10545-9	WHEN REQUIRED QUANDO EXIGIDA CUANDO REQUERIDO QUAND EXIGÉE WENN VERLANGT ПРИ НЕОБХОДИМОСТИ	RESISTANT RESISTENTE RESISTENTE RÉSISTANT BESTÄNDIG УСТОЙЧИВОСТЬ	WHEN REQUIRED QUANDO EXIGIDA CUANDO REQUERIDO QUAND EXIGÉE WENN VERLANGT ПРИ НЕОБХОДИМОСТИ	RESISTANT RESISTENTE RESISTENTE RÉSISTANT BESTÄNDIG УСТОЙЧИВОСТЬ
CRACK RESISTANCE RESISTÊNCIA AO FENDILHAMENTO RESISTENCIA A LA FISURACIÓN RÉSISTANCE AUX CRAQUEURE HAARISBESTÄNDIGKEIT ТРЕЩИНСТОЙКОСТЬ	EN ISO 10545-11	RESISTANT RESISTENTE RESISTENTE RÉSISTANT BESTÄNDIG УСТОЙЧИВОСТЬ	RESISTANT RESISTENTE RESISTENTE RÉSISTANT BESTÄNDIG УСТОЙЧИВОСТЬ		
STAIN RESISTANCE RESISTÊNCIA ÀS MANCHAS RESISTENCIA A LAS MANCHAS RÉSISTANCE AUX TÂCHES FLECKENBESTÄNDIGKEIT СТОЙКОСТЬ К ПЯТНАМ	EN ISO 10545-14	MINIMUM CLASS 3 MÍNIMO CLASSE 3 MINIMO CLASSE 3 MINIMO CLASSE 3 MINDEST KLASSE 3 МИНИМАЛЬНЫЙ КЛАСС 3	CLASS 4 OR 5 CLASSE 4 OU 5 CLASSE 4 O 5 CLASSE 4 OU 5 KLASSE 4 OR 5 КЛАСС 4 ИЛИ 5	TEST AVAILABLE ENSAIO DISPONÍVEL ENSAIO DISPONIBLE ESSAI DISPONIBLE TESTBERICHT VERFÜGBAR ДОСТУПНОЕ ТЕСТИРОВАНИЕ	CLASS 4 OR 5 CLASSE 4 OU 5 CLASSE 4 O 5 CLASSE 4 OU 5 KLASSE 4 OR 5 КЛАСС 4 ИЛИ 5
CHEMICAL RESISTANCE RESISTÊNCIA QUÍMICA RESISTENCIA QUÍMICA RÉSISTANCE AUX AGENTS CHIMIQUES CHEMISCHE BESTÄNDIGKEIT ХИМИЧЕСКАЯ УСТОЙЧИВОСТЬ	EN ISO 10545-13	MINIMUM CLASS GB (2) (2A) MÍNIMO CLASSE GB (2) (2A) MINIMO CLASSE GB (2) (2A) MINIMO CLASSE GB (2) (2A) MINDEST KLASSE GB (2) (2A) МИНИМАЛЬНЫЙ КЛАСС GB (2) (2A)	CLASS GA (2) (2A) CLASSE GA (2) (2A) CLASSE GA (2) (2A) CLASSE GA (2) (2A) KLASSE GA (2) (2A) КЛАСС GA (2) (2A)	MINIMUM CLASS UB (2) (2A) MÍNIMO CLASSE UB (2) (2A) MINIMO CLASSE UB (2) (2A) MINIMO CLASSE UB (2) (2A) MINDEST KLASSE UB (2) (2A) МИНИМАЛЬНЫЙ КЛАСС UB (2) (2A)	CLASS UA (2) (2A) CLASSE UA (2) (2A) CLASSE UA (2) (2A) CLASSE UA (2) (2A) KLASSE UA (2) (2A) КЛАСС UA (2) (2A)
RESISTANCE TO ABRASION RESISTÊNCIA A ABRASÃO RESISTENCIA A LA ABRASIÓN RÉSISTANCE À L'ABRASION ABRIEBFESTIGKEIT УСТОЙЧИВОСТЬ К ИСТИРАНИЮ	EN ISO 10545-7	I TO V I A V I A V I A V I BIS V I DO V	I TO V (3) I A V (3) I A V (3) I A V (3) I BIS V (3) I DO V (3)		
RESISTANCE TO DEEP ABRASION RESISTÊNCIA A ABRASÃO PROFUNDA RESISTENCIA A LA ABRASIÓN PROFUNDA RÉSISTANCE À L'ABRASION PROFOND BESTÄNDIGKEIT GEGEN TIEFENABRIEB СОПРОТИВЛЕНИЕ К ГЛУБОКОМУ ИСТИРАНИЮ	EN ISO 10545-6			≤ 175 MM³	≤ 125 MM³
FROST RESISTANCE RESISTÊNCIA AO GELO RESISTENCIA AL HIELO RÉSISTANCE AU GEL FROSTBESTÄNDIGKEIT УСТОЙЧИВОСТЬ К ЗАМОРАЖИВАНИЮ	EN ISO 10545-12	RESISTANT RESISTENTE RESISTENTE RÉSISTANT BESTÄNDIG УСТОЙЧИВОСТЬ	RESISTANT RESISTENTE RESISTENTE RÉSISTANT BESTÄNDIG УСТОЙЧИВОСТЬ	RESISTANT RESISTENTE RESISTENTE RÉSISTANT BESTÄNDIG УСТОЙЧИВОСТЬ	RESISTANT RESISTENTE RESISTENTE RÉSISTANT BESTÄNDIG УСТОЙЧИВОСТЬ
RESISTANCE TO SLIPPING RESISTÊNCIA AO ESCORREGAMENTO RESISTENCIA AL DESLIZAMIENTO RÉSISTANCE AU GLISSEMENT RUTSCHENHMUNG СОПРОТИВЛЕНИЕ К СКОЛЬЖЕНИЮ	DIN 51130 ENV 12633	TEST AVAILABLE ENSAIO DISPONÍVEL ENSAIO DISPONIBLE ESSAI DISPONIBLE TESTBERICHT VERFÜGBAR ДОСТУПНОЕ ТЕСТИРОВАНИЕ	PRODUCT TO PRODUCT PRODUTO A PRODUTO PRODUCTO A PRODUCTO PRODUIT A PRODUIT JE NACH PRODUKT ПРОДУКТ К ПРОДУКТУ	TEST AVAILABLE ENSAIO DISPONÍVEL ENSAIO DISPONIBLE ESSAI DISPONIBLE TESTBERICHT VERFÜGBAR ДОСТУПНОЕ ТЕСТИРОВАНИЕ	PRODUCT TO PRODUCT PRODUTO A PRODUTO PRODUCTO A PRODUCTO PRODUIT A PRODUIT JE NACH PRODUKT ПРОДУКТ К ПРОДУКТУ

(A) GRES CÉRAMÉ ÉMAILLÉ – EN14411 – GROUP BI A (1ER CHOIX)

(1) FORMATS: ÉPAISSEUR ≥ 7,5 MM

(2) DÉTERGENTS MÉNAGERS ET SELS DE PISCINE

(2A) ACIDES ET BASES (FAIBLE CONCENTRATION) – A INDIQUER PAR LE PRODUCTEUR - PRODUIT PAR PRODUIT

(3) SELON LE VERRRE / LA COULEUR

(A) GLASIERTES FEINSTEINZEUG EN14411 – GRUPPE BI A (1.WAHL)

(1) FORMATE: STÄRKE ≥ 7,5 MM

(2) HAUSHALTSREINIGER UND SCHWIMMBADSALZE

(2A) SÄUREN UND LAUGEN (NIEDRIGE KONZENTRATION) – WIE VOM HERSTELLER PRODUKTBEZOGEN ANZUGEBEN

(3) JE NACH GLAS / FARBE

(A) GLAZUROVANNÝH NAPOĽNÝH KERAPOGRANIT - EN14411 - GRUPO BI (1-Y SORT)

(1) FORMATY: TOĽŠICA ≥ 7,5 MM

(2) BYTOVÁ CHÉMIA A SOLI BACSEJNA

(2A) KISLOTY I OSNOVANIA (NÍZKÁ KONCENTRÁCIA) – DOĽŽNY BYŤ UKAZANÝ PROIZVODITEĽEM - PO KAŽDOMU PRODUKTU

(3) V ZÁVISIMOSTI OT STEKLA / CVET



**FLOOR TILES (B)** . PAVIMENTOS (B) . CARREAUX DE SOL (B) . BODENFLIESEN (B) . НАПОЛЬНАЯ ПЛИТКА (B)



**WALL TILES (C)** . REVESTIMENTOS (C) . REVÊTEMENTS (C) . WANDFLIESEN (C) . ПЛИТКА ОБЛИЦОВОЧНАЯ (C)

FEATURES CARACTERÍSTICAS CARACTERÍSTICAS CARACTÉRISTIQUES TECHNISCHE EIGENSCHAFTEN ОСОБЕННОСТИ	NORM NORMA NORME NORME NORMA NORME	ESPECIFICAÇÃO EN 14411 GRUPO BI b-GL ESPECIFICAÇÃO EN 14411 GRUPO BI b-GL ESPECIFICACIÓN EN 14411 GRUPO BI b-GL SPÉCIFICATION EN 14411 GROUPE BI b-GL HAUSEIGENE NORM EN 14411 GRUPPE BI b-GL СПЕЦИФИКАЦИЯ EN 14411 ГРУППА BI b-GL	ALELUIA ESPECIFICAÇÃO ESPECIFICACIÓN SPÉCIFICATION HAUSEIGENE NORM СПЕЦИФИКАЦИЯ	ESPECIFICAÇÃO EN 14411 GRUPO BIII-GL ESPECIFICAÇÃO EN 14411 GRUPO BIII-GL ESPECIFICACIÓN EN 14411 GRUPO BIII-GL SPÉCIFICATION EN 14411 GROUPE BIII-GL HAUSEIGENE NORM EN 14411 GRUPPE BIII-GL СПЕЦИФИКАЦИЯ EN 14411 ГРУППА BIII-GL	ALELUIA ESPECIFICAÇÃO ESPECIFICACIÓN SPÉCIFICATION HAUSEIGENE NORM СПЕЦИФИКАЦИЯ
SIZE TOLERANCE (%) TOLERÂNCIAS DIMENSIONAIS (%) TOLERANCIAS DIMENSIONALES (%) TOLÉRANCE S DIMENSIONNELLES (%) MASSTOLERANZ (%) РАЗМЕР ТОЛЕРАНТНОСТИ (%)	EN ISO 10545-2	± 0,6 MAXIMUM VALUE ± 2 MM VALOR MÁXIMO ± 2 MM VALOR MÁXIMO ± 2 MM VALEUR MAXIMUM ± 2 MM MAXIMALWERT ± 2 MM МАКСИМАЛЬНОЕ ЗНАЧЕНИЕ ± 2 MM	± 0,4	± 0,5 MAXIMUM VALUE ± 2 MM VALOR MÁXIMO ± 2 MM VALOR MÁXIMO ± 2 MM VALEUR MAXIMUM ± 2 MM MAXIMALWERT ± 2 MM МАКСИМАЛЬНОЕ ЗНАЧЕНИЕ ± 2 MM	IN ACCORDANCE CONFORME EN CONFORMIDAD SELON LE CAS KONFORM СОГЛАСНО
THICKNESS (%) ESPESURA (%) ESPESOR (%) ÉPAISSEUR (%) STÄRKE (ABWEICHUNG) (%) ТОЛЩИНА (%)		± 5 MAXIMUM VALUE ± 0,5 MM VALOR MÁXIMO ± 0,5 MM VALOR MÁXIMO ± 0,5 MM VALEUR MAXIMUM ± 0,5 MM MAXIMALWERT ± 0,5 MM МАКСИМАЛЬНОЕ ЗНАЧЕНИЕ ± 0,5 MM	IN ACCORDANCE CONFORME EN CONFORMIDAD SELON LE CAS KONFORM СОГЛАСНО	± 10 MAXIMUM VALUE ± 0,5 MM VALOR MÁXIMO ± 0,5 MM VALOR MÁXIMO ± 0,5 MM VALEUR MAXIMUM ± 0,5 MM MAXIMALWERT ± 0,5 MM МАКСИМАЛЬНОЕ ЗНАЧЕНИЕ ± 0,5 MM	IN ACCORDANCE CONFORME EN CONFORMIDAD SELON LE CAS KONFORM СОГЛАСНО
RECTILINEARITY (%) RETLINEARIDADE (%) RETLINEARIDAD (%) RECTILINÉARITÉ (%) KANTENGERADHEIT (%) ПРЯМОЛИНЕЙНОСТЬ (%)		± 0,5 MAXIMUM VALUE ± 1,5 MM VALOR MÁXIMO ± 1,5 MM VALOR MÁXIMO ± 1,5 MM VALEUR MAXIMUM ± 1,5 MM MAXIMALWERT ± 1,5 MM МАКСИМАЛЬНОЕ ЗНАЧЕНИЕ ± 1,5 MM	± 0,3	± 0,3 MAXIMUM VALUE ± 1,5 MM VALOR MÁXIMO ± 1,5 MM VALOR MÁXIMO ± 1,5 MM VALEUR MAXIMUM ± 1,5 MM MAXIMALWERT ± 1,5 MM МАКСИМАЛЬНОЕ ЗНАЧЕНИЕ ± 1,5 MM	IN ACCORDANCE CONFORME EN CONFORMIDAD SELON LE CAS KONFORM СОГЛАСНО
ORTHOGONALITY (%) ORTOGONALIDADE (%) ORTOGONALIDAD (%) ORTHOGONALITÉ (%) RECHTWINKELIGKEIT (%) ОРТОГОНАЛЬНОСТЬ (%)		± 0,5 MAXIMUM VALUE ± 2 MM VALOR MÁXIMO ± 2 MM VALOR MÁXIMO ± 2 MM VALEUR MAXIMUM ± 2 MM MAXIMALWERT ± 2 MM МАКСИМАЛЬНОЕ ЗНАЧЕНИЕ ± 2 MM	± 0,4	± 0,5 MAXIMUM VALUE ± 2 MM VALOR MÁXIMO ± 2 MM VALOR MÁXIMO ± 2 MM VALEUR MAXIMUM ± 2 MM MAXIMALWERT ± 2 MM МАКСИМАЛЬНОЕ ЗНАЧЕНИЕ ± 2 MM	IN ACCORDANCE CONFORME EN CONFORMIDAD SELON LE CAS KONFORM СОГЛАСНО
CENTRAL CURVATURE (%) CURVATURA CENTRAL (%) CURVATURA CENTRAL (%) COURBURE CENTRALE (%) MITTIGE KRÜMMUNG (%) ЦЕНТРАЛЬНОЕ ИСКРИВЛЕНИЕ (%)		± 0,5 MAXIMUM VALUE ± 2 MM VALOR MÁXIMO ± 2 MM VALOR MÁXIMO ± 2 MM VALEUR MAXIMUM ± 2 MM MAXIMALWERT ± 2 MM МАКСИМАЛЬНОЕ ЗНАЧЕНИЕ ± 2 MM	- 0,10 / + 0,15	- 0,3 / + 0,5 MAXIMUM VALUE FROM -1,5 MM TO 2 MM VALOR MÁXIMO DE -1,5 MM A 2 MM VALOR MÁXIMO DE -1,5 MM A 2 MM VALEUR MAXIMUM DE -1,5 MM BIS 2 MM MAXIMALWERT VON -1,5 MM BIS 2 MM МАКСИМАЛЬНОЕ ЗНАЧЕНИЕ ОТ -1,5 MM ДО 2 MM	- 0,1 / + 0,2
LATERAL CURVATURE (%) CURVATURA LATERAL (%) CURVATURA LATERAL (%) COURBURE LATÉRALE (%) KANTENKRÜMMUNG (%) БОКОВОЕ ИСКРИВЛЕНИЕ (%)	± 0,5 MAXIMUM VALUE ± 2 MM VALOR MÁXIMO ± 2 MM VALOR MÁXIMO ± 2 MM VALEUR MAXIMUM ± 2 MM MAXIMALWERT ± 2 MM МАКСИМАЛЬНОЕ ЗНАЧЕНИЕ ± 2 MM	- 0,10 / + 0,15	- 0,3 / + 0,5 MAXIMUM VALUE FROM -1,5 MM TO 2 MM VALOR MÁXIMO DE -1,5 MM A 2 MM VALOR MÁXIMO DE -1,5 MM A 2 MM VALEUR MAXIMUM DE -1,5 MM BIS 2 MM MAXIMALWERT VON -1,5 MM BIS 2 MM МАКСИМАЛЬНОЕ ЗНАЧЕНИЕ ОТ -1,5 MM ДО 2 MM	- 0,1 / + 0,2	
DIAGONAL DEFLECTION (%) FLECHA À DIAGONAL (%) LA FLECHA DIAGONAL (%) FLÈCHE EN DIAGONALE (%) KRÜMMUNG IN DER DIAGONALE (%) ДИАГОНАЛЬНОЕ ОТКЛОНЕНИЕ (%)	± 0,5 MAXIMUM VALUE ± 2 MM VALOR MÁXIMO ± 2 MM VALOR MÁXIMO ± 2 MM VALEUR MAXIMUM ± 2 MM MAXIMALWERT ± 2 MM МАКСИМАЛЬНОЕ ЗНАЧЕНИЕ ± 2 MM	- 0,10 / + 0,20	± 0,5 MAXIMUM VALUE ± 2 MM VALOR MÁXIMO ± 2 MM VALOR MÁXIMO ± 2 MM VALEUR MAXIMUM ± 2 MM MAXIMALWERT ± 2 MM МАКСИМАЛЬНОЕ ЗНАЧЕНИЕ ± 2 MM	- 0,1 / + 0,25	
WATER ABSORPTION (%) ABSORÇÃO DE ÁGUA (%) ABSORCIÓN DE AGUA (%) ABSORPTION D'EAU (%) WASSERAUFNAHME (%) ВОДОПОГЛОЩЕНИЕ (%)	EN ISO 10545-3	> 0,5 E ≤ 3	≤ 3	10 A 20	15 ± 4
MODULUS OF RUPTURE (N / MM²) MÓDULO DE ROTURA (N / MM²) MÓDULO DE ROTURA (N / MM²) MODULE DE RUPTURE (N / MM²) BRUCHFESTIGKEIT (N / MM²) МОДУЛЬ РАЗРЫВА (Н / MM²)	EN ISO 10545-4	≥ 30	≥ 35	C/ ESPESSURA . THICKNESS . ESPESOR ÉPAISSEUR . STÄRKE . ТОЛЩИНА < 7,5MM ≥ 15	C/ ESPESSURA . THICKNESS . ESPESOR ÉPAISSEUR . STÄRKE . ТОЛЩИНА ≥ 7,5MM ≥ 16 (4)
FLEXION RESISTANCE (N) RESISTÊNCIA À FLEXÃO (N) RESISTENCIA A LA FLEXIÓN (N) RÉSISTANCE À LA FLEXION (N) BIEGEFESTIGKEIT (N) СОПРОТИВЛЕНИЕ СГИБАНИЮ (N)	EN ISO 10545-4	C/ ESPESSURA . THICKNESS . ESPESOR ÉPAISSEUR . STÄRKE . ТОЛЩИНА ≥ 7,5MM ≥ 1100	C/ ESPESSURA . THICKNESS . ESPESOR ÉPAISSEUR . STÄRKE . ТОЛЩИНА ≥ 7,5MM ≥ 1100 (3)	C/ ESPESSURA . THICKNESS . ESPESOR ÉPAISSEUR . STÄRKE . ТОЛЩИНА ≥ 7,5MM ≥ 600	C/ ESPESSURA . THICKNESS . ESPESOR ÉPAISSEUR . STÄRKE . ТОЛЩИНА ≥ 7,5MM ≥ 600 (5)
		C/ ESPESSURA . THICKNESS . ESPESOR ÉPAISSEUR . STÄRKE . ТОЛЩИНА < 7,5MM ≥ 700	C/ ESPESSURA . THICKNESS . ESPESOR ÉPAISSEUR . STÄRKE . ТОЛЩИНА < 7,5MM ≥ 700 (4)	C/ ESPESSURA . THICKNESS . ESPESOR ÉPAISSEUR . STÄRKE . ТОЛЩИНА < 7,5MM ≥ 200	C/ ESPESSURA . THICKNESS . ESPESOR ÉPAISSEUR . STÄRKE . ТОЛЩИНА < 7,5MM ≥ 200 (4)

(B) SINGLE FIRED WHITE BODY GLAZED FLOOR TILES – EN14411 – GROUP BI b-GL (1ST CHOICE)

(C) SINGLE FIRED WHITE BODY WALL TILES EN 14411 - GROUP BIII-GL (1ST CHOICE)

(1) DOMESTIC DETERGENTS AND POOL SALTS

(1A) ACIDS AND BASES (LOW CONCENTRATION) – TO BE INDICATED BY THE PRODUCER – PRODUCT BY PRODUCT

(2) DEPENDING ON GLASS / COLOUR

(3) FORMATS: 33.3X33.3; 40.8X40.8 CM

(4) FORMAT: 20X20 CM

(5) FORMATS: 10X10; 20X50; 25X36; 26.7X41.6; 30X60; 33.3X59.2; 30X90 CM

(6) NOT APPLICABLE ON WALL TILES FOR INTERIORS.

(B) PAVIMENTOS CERÁMICOS DE PASTA BRANCA MONOCOZEDURA - EN14411 - GRUPO BI b-GL (1ª ESCOLHA)

(C) REVESTIMENTOS CERÁMICOS DE PASTA BRANCA POROSA - EN 14411 - GRUPO BIII-GL (1ª ESCOLHA)

(1) DETERGENTES DOMÉSTICOS E SAIS DE PISCINA

(1A) ÁCIDOS E BASES (BAIXA CONCENTRAÇÃO) – A INDICAR PELO PRODUTOR - PRODUTO A PRODUTO

(2) CONSOANTE O VIDRO / COR

(3) FORMATOS: 33.3X33.3; 40.8X40.8 CM

(4) FORMATO: 20X20 CM

(5) FORMATS: 10X10; 20X50; 25X36; 26.7X41.6; 30X60; 33.3X59.2; 30X90 CM

(6) NÃO APLICÁVEL AO REVESTIMENTO PARA INTERIORES.

(B) PAVIMENTOS CERÁMICOS DE PASTA BLANCA EN MONOCOZEDURA – EN14411 – GRUPO BI B-GL (1ª CALIDAD)

(C) REVESTIMENTOS CERÁMICOS DE PASTA BLANCA POROSA - EN14411 - GRUPO BIII-GL (1ª CALIDAD)

(1) PRODUCTOS DOMÉSTICOS DE LIMPIEZA Y SALES PARA PISCINA

(1A) ÁCIDOS Y BASES (BAJA CONCENTRACIÓN) – A ESPECIFICAR POR EL FABRICANTE – PRODUCTO A PRODUCTO

(2) DEPENDIENDO DEL VIDRIO / COLOR

(3) FORMATOS: 33.3X33.3; 40.8X40.8 CM

(4) FORMATO: 20X20 CM

(5) FORMATS: 10X10; 20X50; 25X36; 26.7X41.6; 30X60; 33.3X59.2; 30X90 CM

(6) NO APLICABLE A LOS REVESTIMENTOS INTERIORES.

(B) CARREAUX CÉRAMIQUES DE PÂTE BLANCHE VITRIFIÉ EN ACCORD AVEC LA EN 14411 - GROUPE BI b-GL (1ER CHOIX)

(C) REVÊTEMENT CÉRAMIQUE EN PÂTE BLANCHE CLASSIFIÉ EN ACCORD AVEC LA EN 14411 - GROUPE BIII-GL (1ER CHOIX)

(1) DÉTERGENTS MÉNAGERS ET SELS DE PISCINE

(1A) ACIDES ET BASES (FAIBLE CONCENTRATION) – A INDIQUER PAR LE PRODUCTEUR - PRODUIT PAR PRODUIT

(2) SELON LE VERRE / LA COULEUR

(3) FORMATS: 33.3X33.3; 40.8X40.8 CM

(4) FORMAT: 20X20 CM

(5) FORMATS: 10X10; 20X50; 25X36; 26.7X41.6; 30X60; 33.3X59.2; 30X90 CM

(6) NE S'APPLIQUE PAS AUX REVÊTEMENTS POUR L'INTÉRIEUR.



**FLOOR TILES (B)** . PAVIMENTOS (B) . CARREAUX DE SOL (B) . BODENFLIESEN (B) . НАПОЛЬНАЯ ПЛИТКА (B)



**WALL TILES (C)** . REVESTIMENTOS (C) . REVÊTEMENTS (C) . WANDFLIESEN (C) . ПЛИТКА ОБЛИЦОВОЧНАЯ (C)

FEATURES CARACTERÍSTICAS CARACTERÍSTICAS CARACTÉRISTIQUES TECHNISCHE EIGENSCHAFTEN ОСОБЕННОСТИ	NORM NORMA NORME NORME NORMA NORME	ESPECIFICAÇÃO EN 14411 GRUPO BI b-GL ESPECIFICAÇÃO EN 14411 GRUPO BI b-GL ESPECIFICACIÓN EN 14411 GRUPO BI b-GL SPÉCIFICATION EN 14411 GROUPE BI b-GL HAUSEIGENE NORM EN 14411 GRUPPE BI b-GL СПЕЦИФИКАЦИЯ EN 14411 ГРУППА BI b-GL	ALELUIA ESPECIFICAÇÃO ESPECIFICACIÓN SPÉCIFICATION HAUSEIGENE NORM СПЕЦИФИКАЦИЯ	ESPECIFICAÇÃO EN 14411 GRUPO BIII-GL ESPECIFICAÇÃO EN 14411 GRUPO BIII-GL ESPECIFICACIÓN EN 14411 GRUPO BIII-GL SPÉCIFICATION EN 14411 GROUPE BIII-GL HAUSEIGENE NORM EN 14411 GRUPPE BIII-GL СПЕЦИФИКАЦИЯ EN 14411 ГРУППА BIII-GL	ALELUIA ESPECIFICAÇÃO ESPECIFICACIÓN SPÉCIFICATION HAUSEIGENE NORM СПЕЦИФИКАЦИЯ
THERMAL SHOCK RESISTANCE RESISTÊNCIA AO CHOQUE TÉRMICO RESISTENCIA AL CHOQUE TÉRMICO RÉSISTANCE AUX ÉCARTS DE TEMPÉRATURE TEMPERATURWECHSELBESTÄNDIGKEIT ТЕРМИЧЕСКАЯ СТОЙКОСТЬ	EN ISO 10545-9	WHEN REQUIRED QUANDO EXIGIDA CUANDO REQUERIDO QUAND EXIGÉE WENN VERLANGT ПРИ НЕОБХОДИМОСТИ	RESISTANT RESISTENTE RESISTENTE RÉSISTANT BESTÄNDIG УСТОЙЧИВОСТЬ	WHEN REQUIRED QUANDO EXIGIDA CUANDO REQUERIDO QUAND EXIGÉE WENN VERLANGT ПРИ НЕОБХОДИМОСТИ	RESISTANT RESISTENTE RESISTENTE RÉSISTANT BESTÄNDIG УСТОЙЧИВОСТЬ
CRACK RESISTANCE RESISTÊNCIA AO FENDILHAMENTO RESISTENCIA A LA FISURACIÓN RÉSISTANCE AUX CRAQUERE HAARISBESTÄNDIGKEIT ТРЕЩИНООСТОЙКОСТЬ	EN ISO 10545-11	RESISTANT RESISTENTE RESISTENTE RÉSISTANT BESTÄNDIG УСТОЙЧИВОСТЬ	RESISTANT RESISTENTE RESISTENTE RÉSISTANT BESTÄNDIG УСТОЙЧИВОСТЬ	RESISTANT RESISTENTE RESISTENTE RÉSISTANT BESTÄNDIG УСТОЙЧИВОСТЬ	RESISTANT RESISTENTE RESISTENTE RÉSISTANT BESTÄNDIG УСТОЙЧИВОСТЬ
STAIN RESISTANCE RESISTÊNCIA ÀS MANCHAS RESISTENCIA A LAS MANCHAS RÉSISTANCE AUX TÂCHES FLECKENBESTÄNDIGKEIT СТОЙКОСТЬ К ПЯТНАМ	EN ISO 10545-14	MINIMUM CLASS 3 MÍNIMO CLASSE 3 MINIMO CLASE 3 MINIMUM CLASSE 3 MINDEST KLASSE 3 МИНИМАЛЬНЫЙ КЛАСС 3	CLASS 4 OR 5 CLASSE 4 OU 5 CLASE 4 O 5 CLASSE 4 OU 5 KLASSE 4 OR 5 КЛАСС 4 ИЛИ 5	MINIMUM CLASS 3 MÍNIMO CLASSE 3 MINIMO CLASE 3 MINIMUM CLASSE 3 MINDEST KLASSE 3 МИНИМАЛЬНЫЙ КЛАСС 3	CLASS 4 OR 5 CLASSE 4 OU 5 CLASE 4 O 5 CLASSE 4 OU 5 KLASSE 4 OR 5 КЛАСС 4 ИЛИ 5
CHEMICAL RESISTANCE RESISTÊNCIA QUÍMICA RESISTENCIA QUÍMICA RÉSISTANCE AUX AGENTS CHIMIQUES CHEMISCHE BESTÄNDIGKEIT ХИМИЧЕСКАЯ УСТОЙЧИВОСТЬ	EN ISO 10545-13	MINIMUM CLASS GB (1) (1A) MÍNIMO CLASSE GB (1) (1A) MINIMO CLASE GB (1) (1A) MINIMUM CLASSE GB (1) (1A) MINDEST KLASSE GB (1) (1A) МИНИМАЛЬНЫЙ КЛАСС GB (1) (1A)	CLASS GA (1) (1A) CLASSE GA (1) (1A) CLASE GA (1) (1A) CLASSE GA (1) (1A) KLASSE GA (1) (1A) КЛАСС GA (1) (1A)	MINIMUM CLASS GB (1) (1A) MÍNIMO CLASSE GB (1) (1A) MINIMO CLASE GB (1) (1A) MINIMUM CLASSE GB (1) (1A) MINDEST KLASSE GB (1) (1A) МИНИМАЛЬНЫЙ КЛАСС GB (1) (1A)	CLASS GA (1) (1A) CLASSE GA (1) (1A) CLASE GA (1) (1A) CLASSE GA (1) (1A) KLASSE GA (1) (1A) КЛАСС GA (1) (1A)
RESISTANCE TO ABRASION RESISTÊNCIA À ABRASÃO RESISTENCIA A LA ABRASIÓN RÉSISTANCE À L'ABRASION ABRIEFESTIGKEIT УСТОЙЧИВОСТЬ К ИСТИРАНИЮ	EN ISO 10545-7	I TO V I A V I A V I A V (2) I BIS V I DO V	I TO V (2) I A V (2) I A V (2) I A V (2) I BIS V (2) I DO V (2)		
RESISTANCE TO DEEP ABRASION RESISTÊNCIA À ABRASÃO PROFUNDA RESISTENCIA A LA ABRASIÓN PROFUNDA RÉSISTANCE À L'ABRASION PROFOND BESTÄNDIGKEIT GEGEN TIEFENABRIEB СОПРОТИВЛЕНИЕ К ГЛУБОКОМУ ИСТИРАНИЮ	EN ISO 10545-6				
FROST RESISTANCE RESISTÊNCIA AO GELO RESISTENCIA AL HIELO RÉSISTANCE AU GEL FROSTBESTÄNDIGKEIT УСТОЙЧИВОСТЬ К ЗАМОРАЖИВАНИЮ	EN ISO 10545-12	RESISTANT RESISTENTE RESISTENTE RÉSISTANT BESTÄNDIG УСТОЙЧИВОСТЬ	RESISTANT RESISTENTE RESISTENTE RÉSISTANT BESTÄNDIG УСТОЙЧИВОСТЬ		(6)
RESISTANCE TO SLIPPING RESISTÊNCIA AO ESCORREGAMENTO RESISTENCIA AL DESLIZAMIENTO RÉSISTANCE AU GLISSEMENT RUTSCHHEMMUNG СОПРОТИВЛЕНИЕ К СКОЛЬЖЕНИЮ	DIN 51130	TEST AVAILABLE ENSAIO DISPONÍVEL ENSAIO DISPONIBLE ESSAI DISPONIBLE TESTBERICHT VERFÜGBAR ДОСТУПНОЕ ТЕСТИРОВАНИЕ	TEST AVAILABLE ENSAIO DISPONÍVEL ENSAIO DISPONIBLE ESSAI DISPONIBLE TESTBERICHT VERFÜGBAR ДОСТУПНОЕ ТЕСТИРОВАНИЕ		
	ENV 12633	TEST AVAILABLE ENSAIO DISPONÍVEL ENSAIO DISPONIBLE ESSAI DISPONIBLE TESTBERICHT VERFÜGBAR ДОСТУПНОЕ ТЕСТИРОВАНИЕ	TEST AVAILABLE ENSAIO DISPONÍVEL ENSAIO DISPONIBLE ESSAI DISPONIBLE TESTBERICHT VERFÜGBAR ДОСТУПНОЕ ТЕСТИРОВАНИЕ		

(B) KERAMISCHE FLIESEN AUS WEISSEN SCHERBEN GLASIERT ENTSPRECHEND EN14411 – GRUPPE BI b-GL (1.WAHL)

(C) KERAMISCHE WANDFLIESEN AUS WEISSEN SCHERBEN ENTSPRECHEND EN14411 – GRUPPE BIII-GL (1.WAHL)

(1) HAUSHALTSREINIGER UND SCHWIMMBADSALZE

(1A) SÄUREN UND LAUGEN (NIEDRIGE KONZENTRATION) – WIE VOM HERSTELLER PRODUKTBEZOGEN ANZUGEBEN

(2) JE NACH GLAS / FARBE

(3) FORMATE: 33.3X33.3; 40.8X40.8 CM

(4) FORMATE: 20X20 CM

(5) FORMATS: 10X10; 20X50; 25X36; 26.7X41.6; 30X60; 33.3X59.2; 30X90 CM

(6) NICHT ANWENDBAR AUF BESCHICHTUNG FÜR INNERRÄUME.

(B) ГЛАЗУРОВАННЫЙ ПОЛ ОДНОКРАТНОГО ОБЖИГА, БЕЛАЯ МАССА - EN14411 - ГРУППА BI b-GL (1-й СОРТ)

(C) НАСТЕННАЯ ПЛИТКА ОДНОКРАТНОГО ОБЖИГА, БЕЛОЙ МАССЫ EN 14411 - ГРУППА BIII-GL (1-й СОРТ)

(1) БЫТОВАЯ ХИМИЯ И СОЛИ БАССЕЙНА

(1A) КИСЛОТЫ И ОСНОВАНИЯ (НИЗКАЯ КОНЦЕНТРАЦИЯ) – ДОЛЖНЫ БЫТЬ УКАЗАНЫ ПРОИЗВОДИТЕЛЕМ - ПО КАЖДОМУ ПРОДУКТУ

(2) В ЗАВИСИМОСТИ ОТ СТЕКЛА / ЦВЕТ

(3) ФОРМАТЫ: 33.3X33.3; 40.8X40.8 CM

(4) ФОРМАТ: 20X20 CM

(5) ФОРМАТЫ: 10X10; 20X50; 25X36; 26.7X41.6; 30X60; 33.3X59.2; 30X90 CM

(6) НЕ ПРИМЕНЯЕТСЯ КАК НАСТЕННАЯ ПЛИТКА ДЛЯ ИНТЕРЬЕРОВ.

**IN AREAS WHERE THERE IS RISK OF SLIPPING, THE APPLICATION OF CERAMIC SERIES ANTI-DERRAP. MATERIAL WITH STRUCTURED SURFACES SIGNIFICANTLY REDUCES THE RISK. THE INDICATORS USED FOR SLIP MEASUREMENT ARE BRIEFLY DESCRIBED BELOW:**

**R – THE TILT ANGLE REACHED DURING THE SLIP RESISTANCE TEST. CLASSIFICATION ACCORDING TO DIN 51130.**

**A, B, C – INDICATORS OF SLIP RESISTANCE IN WET AREAS WHERE PEOPLE WALK BAREFOOT (C = MAXIMUM SLIP FORESEEN). CLASSIFICATION ACCORDING TO DIN 51097.**

DANS LES ZONES OÙ IL Y A LE RISQUE DE GLISSEMENT, L'APPLICATION DU MATÉRIEL ANTIDÉRAPANT DES SÉRIES CERAMIC AVEC DES SURFACES STRUCTURÉES RÉDUIT SUBSTANTIELLEMENT LE RISQUE. ENSUITE ON PRÉSENTE BRIÈVEMENT LES INDICATEURS UTILISÉS DANS LA MESURE DU GLISSEMENT:

**R – L'ANGLE D'INCLINAISON ATTEINT PENDANT LE TESTE DE RÉSISTANCE AU GLISSEMENT. CLASSIFICATION SELON LA NORME DIN 51130.**

**A, B, C – INDICATEURS DE LA RÉSISTANCE AU GLISSEMENT DANS LES ZONES MOUILLÉES OÙ LES PERSONNES SE DÉPLACENT AUX PIEDS NUS (C= GLISSEMENT MAXIMAL PRÉVU). CLASSIFICATION SELON LA NORME DIN 51097.**

EM ZONAS DE RISCO DE ESCORREGAMENTO, A APLICAÇÃO DE MATERIAL ANTI-DERRAPANTE DAS SÉRIES CERAMIC COM SUPERFÍCIES ESTRUTURADAS REDUZEM SIGNIFICATIVAMENTE O RISCO. DE SEGUIDA APRESENTAMOS SUMARIAMENTE OS INDICADORES USADOS NA MEDIDA DO ESCORREGAMENTO:

**R – O ÂNGULO DE INCLINAÇÃO ATINGIDO DURANTE O TESTE DE RESISTÊNCIA AO ESCORREGAMENTO. CLASSIFICAÇÃO SEGUNDO A NORMA DIN 51130.**

**A, B, C – INDICADORES DE RESISTÊNCIA AO ESCORREGAMENTO EM ZONAS MOLHADAS ONDE SE ANDE DESCALÇO (C= MÁXIMO DE ESCORREGAMENTO PREVISTO). CLASSIFICAÇÃO SEGUNDO A NORMA DIN 51097.**

DORT WO AUSRUTSCHGFAHR BESTEHT, REDUZIERT DAS AUFTRAGEN VON ANTRITRUSCHMITTEL DER SERIE CERAMIC AUF STRUKTUREROBERFLÄCHEN BEDEUTEND DAS RISIKO. DIE BENUTZTE INDIKATOREN DER RUTSCHMESSUNG SIND UNTEN KURZ BESCHRIEBEN:

**R – NEIGUNGSWINKEL WÄHREND DES TESTS FÜR DIE AUSLAUFBESTÄNDIGKEIT. KLASSIFIZIERUNG GEMÄSS DER NORM DIN 51130.**

**A, B, C – BESTÄNDIGKEITSINDIKATOREN FÜR DAS AUSRUTSCHEN IN NASSFEUCHTEN ABSCHNITTEN, IN DENEN BARFUSS GEGANGEN WIRD (C= HÖCHSTWERT FÜR EINGEPLANTES AUSRUTSCHEN). KLASSIFIZIERUNG GEMÄSS DER NORM DIN 51097.**

EN LAS ZONAS DE RIESGO DE DESLIZAMIENTO, LA APLICACIÓN DE MATERIAL ANTIDESLIZANTE DE LAS SERIES CERAMIC CON SUPERFICIES ESTRUCTURADAS REDUCE SIGNIFICATIVAMENTE EL RIESGO. A CONTINUACIÓN PRESENTAMOS SUMARIAMENTE LOS INDICADORES USADOS EN LA MEDIDA DEL DESLIZAMIENTO:

**R – EL ÁNGULO DE INCLINACIÓN ALCANZADO DURANTE LA PRUEBA DE RESISTENCIA AL DESLIZAMIENTO. CLASIFICACIÓN SEGÚN LA NORMA DIN 51130.**

**A, B, C – INDICADORES DE RESISTENCIA AL DESLIZAMIENTO EN ZONAS HÚMEDAS DONDE SE CAMINA DESCALZO (C= MÁXIMO DE DESLIZAMIENTO ESTABLECIDO). CLASSIFICACIÓN SEGÚN LA NORMA DIN 51097.**

ПРИМЕНЕНИЕ КЕРАМИЧЕСКОГО МАТЕРИАЛА "ANTISLIP" СО СТРУКТУРИРОВАННОЙ ПОВЕРХНОСТЬЮ ЗНАЧИТЕЛЬНО СНИЖАЕТ РИСК СКОЛЬЖЕНИЯ, В МЕСТАХ С ПОВЫШЕННОЙ СКОЛЬЗКОСТЬЮ. ЗАТЕМ КРАТКО ПРЕДСТАВЛЯЕМ ПОКАЗАТЕЛИ, ИСПОЛЬЗУЕМЫЕ ПРИ ИЗМЕРЕНИИ СКОЛЬЖЕНИЯ:

**R - УГОЛ НАКЛОНА ДОСТИГНУТЫЙ В ХОДЕ ИСПЫТАНИЯ НА СОПРОТИВЛЕНИЕ СКОЛЬЖЕНИЯ. КЛАССИФИКАЦИЯ В СООТВЕТСТВИИ С DIN 51130.**

**A, B, C - ПОКАЗАТЕЛИ СОПРОТИВЛЕНИЯ СКОЛЬЖЕНИЮ ВО ВЛАЖНЫХ ПОМЕЩЕНИЯХ, ГДЕ ЛЮДИ ХОДЯТ БОСИКОМ (C = МАКСИМАЛЬНОЕ СКОЛЬЖЕНИЕ ПРЕДУСМОТРЕНО). КЛАССИФИКАЦИЯ В СООТВЕТСТВИИ С DIN 51097.**

## INDICATORS OF SLIP RESISTANCE IN WET AREAS WHERE PEOPLE WALK BAREFOOT

INDICADORES DE RESISTÊNCIA AO ESCORREGAMENTO EM ZONAS MOLHADAS ONDE SE ANDE DESCALÇO . INDICADORES DE RESISTENCIA AL DESLIZAMIENTO EN ZONAS HÚMEDAS DONDE SE CAMINA DESCALZO . INDICATEURS DE RÉSISTANCE AU GLISSEMENT DANS LES ZONES MOUILLÉES OÙ LES PERSONNES SE DÉPLACENT AUX PIEDS NUS . ESTÄNDIGKEITSINDIKATOREN BEZÜGLICH AUSRUTSCHEN IN FEUCHTNASSEN ABSCHNITTEN, IN DENEN BARFUSS GEGANGEN WIRD . ПОКАЗАТЕЛИ СОПРОТИВЛЕНИЯ СКОЛЬЖЕНИЮ ВО ВЛАЖНЫХ ПОМЕЩЕНИЯХ, ГДЕ ЛЮДИ ХОДЯТ БОСИКОМ

TILT ANGLE ÂNGULO DE INCLINAÇÃO ÁNGULO DE INCLINACIÓN ANGLE D'INCLINAISON NEIGUNGSWINKEL УГОЛ НАКЛОНА	≥12°	≥18°	≥24°
CLASS CLASSE CLASE CLASSE KLASSE КЛАСС	A	B	C

**NON-SLIP AREAS ARE ADVANTAGEOUS FOR ALL THE AREAS WHERE PEOPLE WALK BAREFOOT AND THERE IS RISK OF SLIPPING. THUS:**

**CATEGORY A:  
NON-SLIP PERFORMANCE (≥12)  
- AREAS WHERE PEOPLE WALK BAREFOOT (CONSIDERABLY DRY)  
- DRESSING FOR INDIVIDUAL AND GROUP**

**CATEGORY B:  
PERFORMANCE SLIP (≥18)  
- BATHROOMS  
- AREAS SURROUNDING SWIMMING POOLS  
- BOTTOM OF SHALLOW SWIMMING POOLS  
- CHILDREN'S SWIMMING POOLS**

**CATEGORY C:  
NON-SLIP PERFORMANCE (≥24)  
- CROSSING AREA IN SWIMMING POOLS  
- TILTED EDGES OF SWIMMING POOLS**

LES SOLS ANTIDÉRAPANTS SONT PLUS APPROPRIÉS POUR LES ZONES OÙ LES PERSONNES SE DÉPLACENT AUX PIEDS NUS OU OÙ IL Y A LE DANGER DE GLISSEMENT. DONC:

**CATÉGORIE A:  
PERFORMANCE DE L'ANTIDÉRAPANT (≥12°)  
- ZONES OÙ LES PERSONNES SE DÉPLACENT AUX PIEDS NUS (CONSIDÉRABLEMENT SECS)  
- VESTIAIRES INDIVIDUELS OU DE GROUPE**

**CATÉGORIE B:  
PERFORMANCE DE L'ANTIDÉRAPANT (≥18°)  
- SALLES DE BAINS  
- ZONES ENTOURANT LES PISCINES  
- FOND DES PISCINES PEU PROFONDES  
- PISCINES POUR LES ENFANTS**

**CATÉGORIE C:  
PERFORMANCE DE L'ANTIDÉRAPANT (≥24°)  
- ZONE DE PASSAGE DES PISCINES  
- LIMITES INCLINÉS DES PISCINES**

OS PAVIMENTOS ANTI-DERRAPANTES SÃO VANTAJOSOS PARA TODAS AS ÁREAS ONDE SE ANDE DESCALÇO E HAJA PERIGO DE ESCORREGAMENTO. SENDO ASSIM:

**CATEGORIA A:  
DESEMPENHO DO ANTI-DERRAPANTE (≥12°)  
- ZONAS ONDE SE ANDA DESCALÇO (CONSIDERAVELMENTE SECO)  
- VESTIÁRIOS INDIVIDUAIS E DE GRUPO**

**CATEGORIA B:  
DESEMPENHO DO ANTI-DERRAPANTE (≥18°)  
- CASAS DE BANHO  
- ÁREAS CIRCUNDANTES DE PISCINAS  
- FUNDO DE PISCINAS POUCO PROFUNDAS  
- PISCINAS DE CRIANÇAS**

**CATEGORIA C:  
DESEMPENHO DO ANTI-DERRAPANTE (≥24°)  
- ZONA DE PASSAGEM EM PISCINAS  
- LIMITES INCLINADOS DE PISCINAS**

BESTÄNDIGKEITSANGABEN FÜR AUSRUTSCHEN AN NASSEN DURCHGANGSSTELLEN, AUF DENEN BARFUSS GEGANGEN WIRD:

**KATEGORIE A:  
LEISTUNG DES ANTRITRUSCHMITTELS (≥12°)  
- BEREICHE, IN DENEN BARFUSS GEGANGEN WIRD (VERHÄLTNISSMÄSSIG TROCKEN)  
- EINZEL- UND GRUPPENUMKLEIDEN**

**KATEGORIE B:  
LEISTUNG DES ANTRITRUSCHMITTELS (≥18°)  
- TOILETTEN  
- AN DIE SCHWIMMBÄDER ANGRENZENDE UMGEBUNGSFLÄCHEN  
- TIEFE BEI WENIG TIEFEN SCHWIMMBÄDER  
- KINDERBECKEN**

**KATEGORIE C:  
LEISTUNG DES ANTRITRUSCHMITTELS (≥24°)  
- DURCHGANGSBEREICHE IN SCHWIMMBÄDERN  
- NEIGUNGSBEGRENZUNG VON SCHWIMMBÄDERN**

LOS PAVIMENTOS ANTIDESLIZANTES SON VENTAJOSOS PARA TODAS LAS ÁREAS DONDE SE CAMINA DESCALZO Y EXISTE EL PELIGRO DE DESLIZAMIENTO. POR LO TANTO:

**CATEGORÍA A:  
EL DESEMPEÑO DEL ANTIDESLIZANTE (≥12°)  
-ZONA DONDE SE CAMINA DESCALZO (CONSIDERABLEMENTE SECO)  
-VESTUARIOS INDIVIDUALES Y DE GRUPO**

**CATEGORÍA B:  
EL DESEMPEÑO DEL ANTIDESLIZANTE (≥18°)  
-CUARTOS DE BAÑO  
-ÁREAS ALREDEDOR DE PISCINAS  
-FONDO DE PISCINAS POCO PROFUNDAS  
-PISCINAS DE NIÑOS**

**CATEGORÍA C:  
EL DESEMPEÑO DEL ANTIDESLIZANTE (≥24°)  
-ZONA DE PASO EN PISCINAS  
-LÍMITES DE INCLINACIÓN DE PISCINAS**

НЕ СКОЛЬЗЯЩИЕ ПОЛЫ ВЫГОДНЫЕ ДЛЯ ВСЕХ ПОВЕРХНОСТЕЙ, ГДЕ ЛЮДИ ХОДЯТ БОСИКОМ И ЕСТЬ РИСК ПОСКОЛЬЗНУТЬСЯ. ТАКИМ ОБРАЗОМ:

**РАЗДЕЛ A  
ПРИМЕНЕНИЕ НЕСКОЛЬЗЯЩЕГО МАТЕРИАЛА (≥12°)  
- ПОВЕРХНОСТИ ГДЕ ЛЮДИ ХОДЯТ БОСИКОМ (ЗНАЧИТЕЛЬНО СУХИЕ)  
- ИНДИВИДУАЛЬНЫЕ И КОЛЛЕКТИВНЫЕ ТУАЛЕТЫ**

**РАЗДЕЛ B  
- ПРИМЕНЕНИЕ СКОЛЬЗЯЩЕГО МАТЕРИАЛА  
- ВАННЫЕ КОМНАТЫ  
- ПОВЕРХНОСТИ ПРИЛЕГАЮЩИЕ БАССЕЙНАМ  
- ДНО МЕЛКОВОДНЫХ БАССЕЙНОВ  
- ДЕТСКИЕ БАССЕЙНЫ**

**РАЗДЕЛ C  
- ПРИМЕНЕНИЕ НЕСКОЛЬЗЯЩЕГО МАТЕРИАЛА  
- ПЛОЩАДИ ПЕРЕСЕЧЕНИЕ В ПЛАВАТЕЛЬНЫХ БАССЕЙНАХ, НАКЛОНЕННЫЕ КРАЯ БАССЕЙНОВ**

## SLIP RESISTANCE . RESISTÊNCIA AO ESCORREGAMENTO . RESISTENCIA AL DESLIZAMIENTO RÉSISTANCE AU GLISSEMENT . RUTSCHHEMMUNG . УСТОЙЧИВОСТЬ К СКОЛЬЖЕНИЮ

TILT ANGLE ÂNGULO DE INCLINAÇÃO ÁNGULO DE INCLINACIÓN ANGLE D'INCLINAISON NEIGUNGSWINKEL УГОЛ НАКЛОНА	>6,1°-10°	>10°-19°	>19°-27°	>27°-35°
STATIC FRICTION ATRITO ESTÁTICO FRICCIÓN ESTÁTICA FROTTEMENT STATIQUE STATISCHE REIBUNG СТАТИЧЕСКОЕ ТРЕНИЕ	LOW BAIXO BAJO BAS NIEDRIGE НИЗКОЕ	NORMAL NORMAL NORMAL NORMAL NORMALE НОРМАЛЬНОЕ	GREATER MAIOR MAYOR MAJEUR GRÖSSERE БОЛЬШОЕ	HIGH ELEVADO ALTA ÉLEVÉ ERHÖHTE ВЫСОКОЕ
CLASS CLASSE CLASE CLASSE KLASSE КЛАСС	R9	R10	R11	R12

# RECOMMENDATIONS FOR APPLICATION AND USE

CONSELHOS DE APLICAÇÃO E UTILIZAÇÃO . CONSEJOS DE APLICACIÓN Y UTILIZACIÓN . CONSEILS D'APPLICATION ET UTILISATION  
VERLEGUNGS- UND ANWENDUNGSHINWEISE . РЕКОМЕНДАЦИИ ПО ПРИМЕНЕНИЮ И ИСПОЛЬЗОВАНИЮ

## MATERIAL

**BEFORE APPLICATION, PLEASE MAKE SURE THAT THE BOXES MATCH IN TERMS REFERENCE, LOT AND CALIBRE NUMBERS AND IF THE QUANTITY IS SUFFICIENT TO COMPLETE THE PROJECT, TAKING INTO CONSIDERATION A MARGIN OF ERROR.**

**OPEN 3 OR 4 BOXES AND SPREAD OUT VARIOUS PIECES IN ORDER TO VERIFY THAT THEY ARE ALL INDEED OF THE SAME LOT AND CALIBRE. NEVER APPLY DIFFERENT LOTS ON THE SAME SURFACE.**

**FOR BETTER RESULTS IN TERMS OF COLOUR HOMOGENEITY, AT LEAST 3 BOXES SHOULD ALL BE USED AT THE SAME TIME.**

**THE DECORATIVE FINISHES FROM ALELUIA CERÂMICAS PRODUCED IN A THIRD FIRING RESULT FROM SPECIAL DECORATIVE PROCESSES AND MAY RESULT IN SLIGHT VARIATIONS OF TONE. THESE PIECES REQUIRE AN EVEN MORE SPECIAL HANDLING TO AVOID SCRATCHES AND IRREVERSIBLE DAMAGE. THE SURFACE SHOULD BE PROTECTED DURING THE APPLICATION TO AVOID CONTACT WITH THE MORTAR. EXCESS MORTAR SHOULD BE CLEANED IMMEDIATELY WITH A CLEAN SPONGE AND ABUNDANT WATER. ABRASIVE OR ACIDIC CLEANING AGENTS MUST NOT BE USED.**

**EVEN THOUGH CERAMIC PRODUCTS ARE IN ACCORDANCE WITH THE REQUISITES STIPULATED IN INTERNATIONAL STANDARDS, NAMELY WITH REGARD TO FLATNESS, WE RECOMMEND THAT DURING THE APPLICATION OF LARGE FORMATS (≥ 50 CM LENGTH) ONE OF THE FOLLOWING SUGGESTED LAYOUT PLANS BE USED. NEVER APPLY THE PIECES, WHEN THEY HAVE BEEN PLACED IN A PERPENDICULAR PATTERN, MORE THAN ¼ OF THE PIECE PARALLEL TO IT:**

## MATERIAL


PREVIAMENTE À APLICAÇÃO DO MATERIAL POR FAVOR VERIFICAR SE AS CAIXAS POSSUEM A MESMA REFERÊNCIA, LOTE E CALIBRE, SE A QUANTIDADE É SUFICIENTE PARA EFETUAR A OBRA E SE TEM UMA QUANTIDADE COMO MARGEM DE PREVENÇÃO.

ABRIR 3 OU 4 CAIXAS ESPALHANDO VÁRIAS PEÇAS DE FORMA A AVERIGUAR A EXISTÊNCIA DE UM ÚNICO LOTE E CALIBRE. NUNCA APLICAR NA MESMA SUPERFÍCIE LOTES DIFERENTES.

PARA UMA MELHOR HOMOGENEIDADE DE COR, DEVERÃO UTILIZAR-SE PELO MENOS 3 CAIXAS EM SIMULTÂNEO.

AS DECORAÇÕES DA ALELUIA CERÂMICAS PRODUZIDAS EM 3.º FOGO RESULTAM DE PROCESSOS DE DECORAÇÃO ESPECIAIS QUE PODEM ORIGINAR UMA LIGEIRA VARIAÇÃO DE TONALIDADE. ESTAS PEÇAS REQUEREM AINDA UM MANUSEAMENTO CUIDADOSO DE FORMA A EVITAR RISCOS OU DANOS IRREVERSÍVEIS. A SUA SUPERFÍCIE DEVE DE SER PROTEGIDA DURANTE A APLICAÇÃO IMPEDINDO O CONTACTO DAS ARGAMASSAS. OS EXCEDENTES DAS ARGAMASSAS DEVERÃO DE SER LIMPOS DE IMEDIATO COM UMA ESPONJA LIMPA E BASTANTE ÁGUA, SENDO INTERDITO O USO DE AGENTES DE LIMPEZA ABRASIVOS OU ÁCIDOS.

PESE EMBORA O FACTO DOS PRODUTOS CERAMIC CUMPRIREM OS REQUISITOS PREVISTOS NAS NORMAS INTERNACIONAIS, DESIGNADAMENTE NO QUE CONCERNE À PLANARIDADE, ACONSELHAMOS QUE NA APLICAÇÃO DOS FORMATOS DE GRANDE DIMENSÃO (≥ 50 CM COMPRIMENTO) SEJA UTILIZADA UMA DAS PROPOSTAS A SEGUIR SUGERIDAS, NUNCA APLICANDO AS PEÇAS, QUANDO CONTRAFIADAS, A MAIS DE ¼ DA PEÇA QUE LHE É PARALELA:



**NOTE: WHEN APPLYING THE PIECES IN THE SAME DIRECTION, THERE MAY BE A SLIGHT MISALIGNMENT OF THE SMOOTH OR LINED PART, THIS BEING A CHARACTERISTIC OF THE PRODUCT ITSELF.**

NOTA: AO APLICAR AS PEÇAS NA MESMA DIREÇÃO, PODERÁ EXISTIR UM LIGEIRO DESALINHAMENTO DA PARTE LISA OU DAS RISCAS, SENDO ESTE UMA CARACTERÍSTICA DO PRÓPRIO PRODUTO.

## MATERIAL


ANTES DE LA APLICACIÓN DEL MATERIAL, POR FAVOR COMPRUEBE SI LAS CAJAS TIENEN LA MISMA REFERENCIA, LOTE Y CALIBRE, SI LA CANTIDAD ES SUFICIENTE PARA HACER LA OBRA Y SI TIENE UNA CANTIDAD DE MARGEN DE PREVENCIÓN.

ABRIR 3 O 4 CAJAS SEPARARSE VARIAS PIEZAS CON EL FIN DE DETERMINAR LA EXISTENCIA DE UN SOLO LOTE Y CALIBRE. NUNCA APLICAR SOBRE LA MISMA SUPERFICIE DIFERENTES LOTES.

PARA UNA MEJOR UNIFORMIDAD DE COLOR, SE DEBEN UTILIZAR POR LO MENOS 3 CAJAS AL MISMO TIEMPO.

LAS DECORACIONES DE ALELUIA CERÂMICAS PRODUCIDAS EN 3º FUEGO RESULTAN DE PROCESOS DE DECORACIÓN ESPECIAL QUE PUEDEN DAR ORIGEN A UNA LIGERA VARIACIÓN DE TONALIDAD. ESTAS PIEZAS TAMBIÉN REQUIEREN UN MANEJO CUIDADOSO PARA EVITAR RIESGOS O DAÑOS IRREVERSIBLES. SU SUPERFICIE DEBE SER PROTEGIDA DURANTE LA APLICACIÓN PARA IMPEDIR TODO EL CONTACTO DE MORTEROS. LOS EXCEDENTES DE ARGAMASAS DEBEN LIMPIARSE INMEDIATAMENTE CON UNA ESPONJA LIMPIA Y AGUA EN ABUNDANCIA SIENDO PROHIBIDO EL USO DE AGENTES DE LIMPIEZA ABRASIVOS O ÁCIDOS.

A PESAR DE LOS PRODUCTOS CERAMIC CUMPLIR CON LOS REQUISITOS ESTABLECIDOS EN LAS NORMAS INTERNACIONALES, EN PARTICULAR, CON RESPECTO A LA PLANARIDAD, RECOMENDAMOS QUE LA APLICACIÓN DE GRANDES DIMENSIONES (≥ 50 CM DE LONGITUD)UTILICE UNA DE LAS SIGUIENTES PROPUESTAS SUGERIDAS, NUNCA APLICAR PIEZAS, CUANDO CONTRAFIADAS, A MÁS DE ¼ DE LA PIEZA QUE ES PARALELA:



NOTA: AL APLICAR LAS PIEZAS EN LA MISMA DIRECCIÓN, PUEDE HABER IN LIGERO DESALINEAMIENTO DE LA PARTE LISA O RAYADA, SIENDO ESTO UNA CARACTERÍSTICA PROPIA DEL PRODUCTO.

# RECOMMENDATIONS FOR APPLICATION AND USE

CONSELHOS DE APLICAÇÃO E UTILIZAÇÃO . CONSEJOS DE APLICACIÓN Y UTILIZACIÓN . CONSEILS D'APPLICATION ET UTILISATION  
VERLEGUNGS- UND ANWENDUNGSHINWEISE . РЕКОМЕНДАЦИИ ПО ПРИМЕНЕНИЮ И ИСПОЛЬЗОВАНИЮ

## MATÉRIEL


AVANT LA POSE DU MATÉRIEL, VEUILLEZ VÉRIFIER SI LES BOÎTES ONT TOUTES LES MÊMES RÉFÉRENCE, LOT ET CALIBRE, SI LA QUANTITÉ EST SUFFISANTE POUR EFFECTUER L'OUVRAGE ET SI VOUS AVEZ UNE QUANTITÉ SUFFISANTE DE RÉSERVE.

OUVREZ 3 OU 4 BOÎTES EN ÉPARPILLANT LES DIFFÉRENTS CARREAUX AFIN DE VOUS ASSURER QU'IL Y A UN SEUL LOT ET CALIBRE. N'APPLIQUEZ JAMAIS DES LOTS DIFFÉRENTS SUR LA MÊME SURFACE.

POUR UNE MEILLEURE HOMOGENÉISATION DE LA COULEUR, VOUS DEVREZ UTILISER AU MOINS 3 BOÎTES EN SIMULTANÉ.

LES DÉCORATIONS D'ALELUIA CERÂMICAS PRODUITES EN 3ÈME FEU RÉSULTENT DE PROCESSUS SPÉCIAUX DE DÉCORATION QUI PEUVENT ENTRAÎNER UNE LÉGÈRE VARIATION DE TONALITÉ. CES CARREAUX EXIGENT ÉGALEMENT UN MANIEMENT PRUDENT AFIN D'ÉVITER DES RISQUES OU DES DOMMAGES IRREVERSIBLES. LEUR SURFACE DOIT ÊTRE PROTÉGÉE PENDANT LA POSE, EN EMPÊCHANT LE CONTACT DES MORTIERS. LE SURPLUS DE MORTIER DEVRA ÊTRE IMMÉDIATEMENT ENLEVÉ À L'AIDE D'UNE ÉPONGE PROPRE ET AVEC BEAUCOUP D'EAU; L'USAGE D'AGENTS DE NETTOYAGE, ABRASIFS OU ACIDES, EST INTERDIT.

BIEN QUE LES PRODUITS CERAMIC RESPECTENT LES EXIGENCES PRÉVUES PAR LES NORMES INTERNATIONALES, NOTAMMENT EN CE QUI CONCERNE LA PLANARITÉ, NOUS PRÉCONISONS L'UTILISATION D'UNE DES PROPOSITIONS SUGGÉRÉES CI-APRÈS, POUR L'APPLICATION DES GRANDS FORMATS (LONGUEUR ≥ 50 CM) EN N'APPLIQUANT JAMAIS LES CARREAUX, LORSQU'ILS SONT DÉCALÉS, À PLUS D' ¼ DU CARREAU QUI LUI EST PARALLÈLE:



NOTE: EN APPLIQUANT LES CARREAUX DANS LA MÊME DIRECTION, IL POURRA Y AVOIR UN LÉGER DÉALIGNEMENT DE LA PARTIE LISSE OU DES RAYURES, CECI ÉTANT UNE CARACTÉRISTIQUE DU PRODUIT-MÊME.

## MATERIAL

ÜBERPRÜFEN SIE VOR DER VERLEGUNG DES MATERIALS BITTE, OB DIE KARTONS DIESELBE REFERENZ, CHARGE UND MASSE AUFWEISEN, OB DIE MENGE FÜR DIE DURCHZUFÜHRENDE ARBEIT AUSREICHT, UND OB SIE VORSICHTSHALBER EINE RESERVEMENGE HABEN.

ÖFFNEN SIE 3 ODER 4 KARTONS UND VERTEILEN SIE VERSCHIEDENE FLIESEN, UM FESTZUSTELLEN, OB ES SICH UM EINE EINZIGE CHARGE UND DIESELBEN MASSE HANDELT. VERLEGEN SIE AUF DERSELBEN FLÄCHE NIEMALS VERSCHIEDENE CHARGEN.

FÜR EINE BESSERE FARBHOMOGENITÄT SOLLTEN ZUMINDEST GLEICHZEITIG 3 KARTONS VERWENDET WERDEN.

DIE DEKORE VON ALELUIA CERÂMICAS, DIE IM 3. BRAND PRODUZIERT WURDEN, STAMMEN AUS BESONDEREN DEKORIERUNGSVERFAHREN. BEI DENEN ES ZU EINER LEICHTEN FARBTONABWEICHUNG KOMMEN KANN. DIESE FLIESEN MÜSSEN ZUDEM VORSICHTIG GEHANDHABT WERDEN, UM BLEIBENDE KRATZER ODER SCHÄDEN ZU VERMEIDEN. IHRE OBERFLÄCHE MUSS WÄHREND DER VERLEGUNG GESCHÜTZT UND DER KONTAKT MIT DEM MÖRTEL VERHINDERT WERDEN. DER ÜBERSCHÜSSIGE MÖRTEL MUSS SOFORT MIT EINEM SAUBEREN SCHWAMM UND REICHLICH WASSER GEREINIGT WERDEN, WOBEI DIE ANWENDUNG VON SCHEUERNDEN UND SÄUREHALTIGEN REINIGUNGSMITTELN UNTERSAGT IST.

AUCH WENN DIE PRODUKTE DER MARKE CERAMIC, DIE IN DEN INTERNATIONALEN NORMEN VORGEGEHENEN ANFORDERUNGEN EINHALTEN, INSBESONDERE HINSICHTLICH DER EBENFLÄCHIGKEIT, EMPFEHLEN WIR, DASS BEI DER VERLEGUNG VON FORMATEN GRÖßERER DIMENSION (≥ 50 CM LÄNGE) EINER DER NACHSTEHENDEN VORSCHLÄGE ANGEWENDET WIRD UND DIE FLIESEN, FALLS SIE VERSETZT VERLEGT SIND, NIE MEHR ALS ¼ ZUR PARALLELEN FLIESE VERSCHOBEN WERDEN:

## МАТЕРИАЛ

ПЕРЕД ПРИМЕНЕНИЕМ, ПОЖАЛУЙСТА, УБЕДИТЕСЬ, ЧТО КОРОБКИ СООТВЕТСТВУЮТ ПАРТИИ, КАЛИБРУ И ЕСЛИ КОЛИЧЕСТВО ЯВЛЯЕТСЯ ДОСТАТОЧНЫМ ДЛЯ ЗАВЕРШЕНИЯ ПРОЕКТА, С УЧЕТОМ ПОГРЕШНОСТИ.

ОТКРЫТЬ 3 ИЛИ 4 КОРОБКИ И РАЗЛОЖИТЬ НЕСКОЛЬКО ПЛИТОК, ЧТОБЫ УБЕДИТЬСЯ, ЧТО ВСЕ ОНИ ДЕЙСТВИТЕЛЬНО ИЗ ТОЙ ЖЕ ПАРТИИ И КАЛИБРА. НИКОГДА НЕ НАНОСИТЕ РАЗНЫЕ ПАРТИИ НА ТОЙ ЖЕ ПЛОЩАДИ.

ДЛЯ ЛУЧШЕГО РЕЗУЛЬТАТА С ТОЧКИ ЗРЕНИЯ ОДНОРОДНОСТИ ЦВЕТА, ПО КРАЙНЕЙ МЕРЕ, 3 КОРОБКИ ДОЛЖНЫ БЫТЬ ИСПОЛЬЗОВАНЫ ДЛЯ СРАВНЕНИЯ В ОДНО И ТО ЖЕ ВРЕМЯ.

ДЕКОРАТИВНАЯ ЧАСТЬ ALELUIA CERÂMICAS ЯВЛЯЕТСЯ РЕЗУЛЬТАТОМ ТРЕТЬЕГО ОБЖИГА, ГДЕ ТОН МОЖЕТ НЕМНОГО ВАРЬИРОВАТЬ. НЕОБХОДИМО БЕРЕЖНО ОТНОСИТЬСЯ К ДЕКОРАЦИИ ВО ВРЕМЯ УКЛАДКИ, ЧТОБЫ ИЗБЕЖАТЬ ЦАРАПИН И НЕОБРАТИМЫЕ ПОВРЕЖДЕНИЯ. ПОВЕРХНОСТЬ ДОЛЖНА БЫТЬ ЗАЩИЩЕНА ВО ВРЕМЯ НАНЕСЕНИЯ, ЧТОБЫ ИЗБЕЖАТЬ КОНТАКТА С РАСТВОРОМ. ИЗБЫТОЧНЫЙ РАСТВОР ДОЛЖЕН БЫТЬ НЕМЕДЛЕННО ОЧИЩЕНА С ЧИСТОЙ ГУБКОЙ И ОБИЛЬНЫМ КОЛИЧЕСТВОМ ВОДЫ. АБРАЗИВНЫЕ ИЛИ КИСЛОТНЫЕ МОЮЩИЕ СРЕДСТВА НЕ ДОЛЖНЫ ИСПОЛЬЗОВАТЬСЯ.

ХОТЯ КЕРАМИЧЕСКИЕ ИЗДЕЛИЯ В СООТВЕТСТВИИ С РЕКВИЗИТАМИ, ПРЕДУСМОТРЕННЫХ МЕЖДУНАРОДНЫМИ СТАНДАРТАМИ, В ЧАСТНОСТИ В ОТНОШЕНИИ ПЛОСКОСТНОСТИ, МЫ РЕКОМЕНДУЕМ, ЧТОБЫ ПРИ ПРИМЕНЕНИИ БОЛЬШИХ ФОРМАТОВ (≥ 50 CM ДЛИНЫ) ИСПОЛЬЗОВАТЬ ОДНО ИЗ СЛЕДУЮЩИХ ПРЕДЛОЖЕНИЙ РАСКЛАДКИ. НИКОГДА НЕ НАНОСИТЕ ЧАСТИ, КОГДА ОНИ БЫЛИ РАЗМЕЩЕНЫ В ПЕРПЕНДИКУЛЯРНОЙ МОДЕЛИ, БОЛЕЕ ¼ ЧАСТИ ПАРАЛЛЕЛЬНО ЕЙ. :

ПРИМЕЧАНИЕ: ПРИ ПРИМЕНЕНИИ ЧАСТИ В ТОМ ЖЕ НАПРАВЛЕНИИ, МОЖЕТ БЫТЬ НЕБОЛЬШОЕ СМЕЩЕНИЕ ГЛАДКОЙ ЧАСТИ ИЛИ ПОДКЛАДКЕ, ЧТО ЯВЛЯЕТСЯ ХАРАКТЕРИСТИКОЙ САМОГО ПРОДУКТА.

# RECOMMENDATIONS FOR APPLICATION AND USE

CONSELHOS DE APLICAÇÃO E UTILIZAÇÃO . CONSEJOS DE APLICACIÓN Y UTILIZACIÓN . CONSEILS D'APPLICATION ET UTILISATION  
VERLEGUNGS- UND ANWENDUNGSHINWEISE . РЕКОМЕНДАЦИИ ПО ПРИМЕНЕНИЮ И ИСПОЛЬЗОВАНИЮ

## SUPPORT SURFACE / EPOXIES / JOINTS CHECK THAT THE SUPPORT SURFACE IS LEVEL, CONSISTENT, DRY AND FREE FROM DUST OR GREASE.

USE THE APPROPRIATE EPOXY FOR EACH TYPE OF PRODUCT, TAKING INTO CONSIDERATION THE SUPPORT SURFACE, THE FORMAT AND THE PRODUCT'S FINALITY (INTERIOR, EXTERIOR, FLOOR OR WALL COVERING). FOLLOW THE INSTRUCTIONS PROVIDED BY THE EPOXY MANUFACTURER, NAMELY: AMOUNT / M<sup>2</sup>, DISTRIBUTION AND DRYING TIMES.

APPLY THE EPOXY OVER THE SUPPORT SURFACE AND COMB IT WITH A NOTCHED TROWEL TO REGULARISE THE THICKNESS. HEAVIER OR LARGER PIECES SHOULD BE EPOXIED TWICE. PLACE THE TILES AND PRESS THEM UNTIL THE GROOVES ARE LEVEL. MAKE SURE THAT NO AIR BUBBLES EXIST UNDERNEATH THE TILE.

THE JOINTS BETWEEN THE PIECES, BE THEY IN FLOOR AND WALL COVERINGS, ARE IMPORTANT BOTH TECHNICALLY AND AESTHETICALLY. JOINTS WITH THE APPROPRIATE CHARACTERISTICS FOR THE LOCATION AND FOR THEIR FINALITY SHOULD BE USED.

## SUPORTE / COLAS / JUNTAS VERIFICAR SE O SUPORTE ESTÁ PLANO, CONSISTENTE, LIMPO, SECO E ISENTO DE PÓ E GORDURAS.

UTILIZAR COLAS ADEQUADAS PARA CADA TIPOLOGIA DE PRODUTO, TENDO TAMBÉM EM CONTA O SUPORTE, O FORMATO E O FIM A QUE SE DESTINA (INTERIOR, EXTERIOR, PAVIMENTO, REVESTIMENTO). SEGUIR AS INSTRUÇÕES INDICADAS PELO FABRICANTE DE COLAS, NOMEADAMENTE: CONSUMOS / M<sup>2</sup>, DISTRIBUIÇÃO E TEMPOS.

APLICAR A COLA SOBRE O SUPORTE E PENTÁ-LO COM UMA TALOCHA DENTADA PARA REGULARIZAR A ESPESURA. EM PEÇAS DE PESO OU FORMATO ELEVADO EFETUAR UMA COLAGEM DUPLA. COLOCAR AS PEÇAS E PRESSIONÁ-LAS ATÉ CONSEGUIR O NIVELAMENTO DOS SULCOS. DEVERÁ GARANTIR-SE A INEXISTÊNCIA DE BOLSAS DE AR SOB A PEÇA.

AS JUNTAS ENTRE AS PEÇAS, TANTO EM PAVIMENTO COMO EM REVESTIMENTO EXERCEM IMPORTANTES FUNÇÕES TÉCNICAS E ESTÉTICAS. ASSIM DEVE-SE UTILIZAR JUNTAS COM CARACTERÍSTICAS ADEQUADAS AO LOCAL E À SUA FINALIDADE.

## SOPORTE / COLAS / JUNTAS VERIFIQUE QUE EL SOPORTE SEA PLANO, CONSISTENTE, LIMPIO, SECO Y LIBRE DE POLVO Y GRASA.

UTILIZAR COLAS ADECUADAS PARA CADA TIPO DE PRODUCTO, TENIENDO EN CUENTA TAMBIÉN EL APOYO, EL FORMATO Y EL USO PREVISTO (INTERIOR, EXTERIOR, PAVIMENTO, REVESTIMIENTO). SEGUIR LAS INSTRUCCIONES DADAS POR EL FABRICANTE DE COLAS, EN PARTICULAR: CONSUMOS /M2, DISTRIBUCIÓN Y TIEMPO.

APLICAR EL PEGAMENTO EN LOS SOPORTES Y PEINARLO CON UNA LLANA DENTADA PARA REGULARIZAR EL ESPESOR. EN PIEZAS PESADAS O DE GRAN FORMATO HACER UN PEGAMENTO DOBLE. PONER LAS PIEZAS Y PRESIÓNELAS HASTA QUE LOS SURCOS QUEDEN AL MISMO NIVEL. DEBERÁ ASEGURARSE DE QUE NOS HAY BURBUJAS DE AIRE DEBAJO DE LA PIEZA.

LAS JUNTAS ENTRE LAS PIEZAS, TANTO EN PAVIMENTO COMO EN REVESTIMIENTO EJERCEN IMPORTANTES FUNCIONES TÉCNICAS Y ESTÉTICAS. ASÍ QUE DEBE UTILIZARSE JUNTAS CON LAS CARACTERÍSTICAS ADECUADAS AL SITIO Y A SU PROPÓSITO.

# RECOMMENDATIONS FOR APPLICATION AND USE

CONSELHOS DE APLICAÇÃO E UTILIZAÇÃO . CONSEJOS DE APLICACIÓN Y UTILIZACIÓN . CONSEILS D'APPLICATION ET UTILISATION  
VERLEGUNGS- UND ANWENDUNGSHINWEISE . РЕКОМЕНДАЦИИ ПО ПРИМЕНЕНИЮ И ИСПОЛЬЗОВАНИЮ

## SUPPORT / COLLES / JOINTS VÉRIFIEZ SI LE SUPPORT EST PLAT, CONSISTANT, PROPRE, SEC ET EXEMPT DE POUSSIÈRE ET DE GRAISSES.

UTILISEZ DES COLLES ADAPTÉES À CHAQUE TYPOLOGIE DE PRODUIT, EN TENANT ÉGALEMENT COMPTE DU SUPPORT, DU FORMAT ET DU BUT AUQUEL IL SE DESTINE (INTÉRIEUR, EXTÉRIEUR, SOLS, REVÊTEMENT). SUIVEZ LES CONSIGNES INDIQUÉES PAR LE FABRICANT DE COLLES, NOTAMMENT: CONSOMMATIONS / M<sup>2</sup>, RÉPARTITION ET TEMPS.

APPLIQUEZ LA COLLE SUR LE SUPPORT ET PEIGNEZ-LE À L'AIDE D'UNE BROSSÉ INDIQUÉE À CET EFFET POUR UNIFORMISER L'ÉPAISSEUR. EN CAS DE CARREAUX LOURDS OU DE GRAND FORMAT, EFFECTUEZ UN DOUBLE COLLAGE. PLACEZ LES CARREAUX ET APPUYEZ DESSUS JUSQU'À CE QUE VOUS RÉUSSISSEZ LE NIVELLEMENT DES RAINURES. VOUS DEVREZ VOUS ASSURER DE L'INEXISTENCE DE BULLES D'AIR SOUS LES CARREAUX.

LES JOINTS ENTRE LES CARREAUX, AUSSI BIEN SUR LES SOLS QUE SUR DES REVÊTEMENTS, EXERCENT D'IMPORTANTES FONCTIONS TECHNIQUES ET ESTHÉTIQUES. IL FAUT DONC UTILISER DES JOINTS AVANT DES CARACTÉRISTIQUES ADAPTÉES AU LOCAL ET À LEUR FINALITÉ.

## FLÄCHE / SCHNITT / KLEBSTOFF / FUGEN ÜBERPRÜFEN SIE, OB DER UNTERGRUND EBENFLÄCHIG, FEST, SAUBER, TROCKEN UND STAUB- UND FETTFREI IST.

BENUTZEN SIE KLEBSTOFFE, DIE FÜR DIE ART DES PRODUKTES GEEIGNET SIND UND BERÜCKSICHTIGEN SIE AUCH DEN UNTERGRUND, DAS FORMAT UND DEN ZWECK, FÜR DEN ES BESTIMMT IST (INNEN, AUSSEN, BODENFLIESEN, WANDFLIESEN). FOLGEN SIE DEN ANWEISUNGEN DES HERSTELLERS DER KLEBSTOFFE, INSBESONDERE: VERBRAUCH / M<sup>2</sup>, VERTEILUNG UND ZEIT.

TRAGEN SIE DEN KLEBSTOFF AUF DEM UNTERGRUND AUF UND VERSTREICHEN SIE IHN MIT EINEM ZAHNSPACHTEL, UM DIE DICKE ZU REGULIEREN. BEI FLIESEN MIT GRÖßEREM FORMAT ODER GEWICHT, TRAGEN SIE DEN KLEBER ZWEIMAL AUF. SETZEN SIE DIE FLIESEN AUF UND DRÜCKEN SIE SIE AN, BIS SIE PASSEND ZU DEN FURCHEN AUSGEGLEICHEN SIND. ES MUSS GEWÄHRLEISTET SEIN, DASS KEINE HOHLRÄUME UNTER DER FLIESE BESTEHEN.

DIE FUGEN ZWISCHEN DEN FLIESEN HABEN SOWOHL BEI DEM BODENFLIESEN- ALS AUCH BEI DEM WANDFLIESEN WICHTIGE TECHNISCHE UND ÄSTHETISCHE FUNKTIONEN. SO MÜSSEN FUGEN MIT EIGENSCHAFTEN VERWENDET WERDEN, DIE DEM ORT UND ZWECK ANGEPAßT SIND.

## ПОДДЕРЖКА ПОВЕРХНОСТИ / ЭПОКСИДЫ / СУСТАВЫ УБЕДИТЕСЬ, ЧТО ОПОРНАЯ ПОВЕРХНОСТЬ РОВНАЯ, ТВЕРДАЯ, СУХАЯ И СВОБОДНАЯ ОТ ПЫЛИ И ЖИРА.

ИСПОЛЬЗУЙТЕ СООТВЕТСТВУЮЩИЙ ЭПОКСИД ДЛЯ КАЖДОГО ВИДА ПРОДУКЦИИ, С УЧЕТОМ ОПОРНОЙ ПОВЕРХНОСТИ, ФОРМАТ И ОКОНЧАТЕЛЬНОСТИ ПРОДУКТА (ИНТЕРЬЕР, ЭКСТЕРЬЕР, ПОЛ ИЛИ НАСТЕННОЕ ПОКРЫТИЕ). СЛЕДУЙТЕ ИНСТРУКЦИЯМ ПРОИЗВОДИТЕЛЯ ЭПОКСИДА, А ИМЕННО: КОЛИЧЕСТВО / М<sup>2</sup>, РАСПРЕДЕЛЕНИЯ И СУШКИ.

НАНЕСИТЕ ЭПОКСИД НАД ОПОРНУЮ ПОВЕРХНОСТЬЮ И РАСЧЕШИТЕ ЕГО С ПОМОЩЬЮ ЗУБЧАТОГО ШПАТЕЛЯ ЧТОБЫ ОТРЕГУЛИРОВАТЬ ТОЛЩИНУ. БОЛЕЕ ТЯЖЕЛЫЕ ИЛИ БОЛЬШИЕ КУСКИ ДОЛЖНЫ БЫТЬ НАНЕСЕНЫ ЭПОКСИДНОЙ СМОЛОЙ В ДВА РАЗА. ПОЛОЖИТЕ ПЛИТКУ И ПРИЖМИТЕ ЕЕ ДО КАНАВКИ УРОВНЯ.

ШВЫ МЕЖДУ ПЛИТАМИ, В НАПОЛЬНЫХ И ОБЛИЦОВОЧНЫХ ПОКРЫТИЯХ, ЯВЛЯЮТСЯ ВАЖНЫМИ КАК ТЕХНИЧЕСКИ, ТАК И ЭСТЕТИЧЕСКИ. ДОЛЖНЫ БЫТЬ ИСПОЛЬЗОВАНЫ СУСТАВЫ С СООТВЕТСТВУЮЩИМИ ХАРАКТЕРИСТИКАМИ ДЛЯ РАСПОЛОЖЕНИЯ И ДЛЯ ИХ ОКОНЧАНИЯ.

## WE RECOMMEND THE FOLLOWING JOINT SIZES

ACONSELHAMOS O SEGUINTE TAMANHO DE JUNTAS . LE RECOMENDAMOS EL SIGUIENTE TAMAÑO DE JUNTAS  
NOUS CONSEILLONS LA TAILLE DE JOINTS QUI SUIV . WIR EMPFEHLEN DIE FOLGENDEN FUGENGRÖßEN . МЫ РЕКОМЕНДУЕМ СЛЕДУЮЩИЕ РАЗМЕРЫ ШВОВ

TYPE OF PRODUCT TIPO DE PRODUCTO TIPO DE PRODUCTO TYPE DE PRODUIT PRODUKTYP ВИД	FORMAT FORMATO FORMATO FORMAT РАЗМЕР	SIZE OF JOINTS TAMANHO JUNTAS TAMAÑO DE JUNTAS TAILLE DES JOINTS FUGENGRÖßE РАЗМЕР ШВОВ
PORCELAIN TILES PORCELANATO PORCELÁNICO GRÉS CÉRAME FEINSTEINZEUG КЕРАМОГРАНИТ	44.3X88.8 CM RET. / 22.05X88.8 CM RET. 14.5X88.8 CM RET. / 44.3X44.3 CM RET.	2 MM
	59.2X59.2 CM RET. / 45.5X45.5 CM RET. 29.5X59.2 CM RET. / 29.5X29.5 CM RET.	1.5 MM
	60X60 CM / 50X50 CM / 46X46 CM / 30X60 CM	4 MM
	RECTIFIED . RETIFICADO . RECTIFICADO RECTIFIÉ . REKTIKIZIERT . РЕКТИФИЦИРОВАННЫЙ	1.5 MM
WALL TILES REVESTIMENTO REVESTIMIENTO REVÊTEMENT WANDFLIESEN ОБЛИЦОВОЧНЫЕ ПЛИТЫ	33.3X59.2 CM / 30X60 CM / 20X50 CM 26.7X41.6 CM / 25X36 CM	3 MM
	20X20 CM / 10X10 CM	2 MM
	20X20 CM PRÉ-CORTE	1 MM
	RECTIFIED . RETIFICADO . RECTIFICADO RECTIFIÉ . REKTIKIZIERT . РЕКТИФИЦИРОВАННЫЙ	1.5 MM
GLAZED FLOOR TILES PAVIMENTO EM GRÉS PAVIMENTO EN GRES SOL EN GRÉS BODENFLIESEN AUS STEINZEUG ГЛЯНЦЕВЫЕ НАПОЛЬНЫЕ ПЛИТЫ	40.8X40.8 CM / 33.3X33.3 CM	3 MM
	20X20 CM	2 MM



STATE RESIN 30X60 CM BUJARDADO CP84  
STATE TRAFFIC 60X60 CM NATURAL PT60

WE RECOMMEND THE USE OF DARK COLOURED JOINTS, AND THAT THEY SHOULD BE TESTED ON SOME RESERVE PIECES FIRST, TO ANALYSE THE RESULT. CAREFUL AND FREQUENT CLEANING SHOULD OCCUR DURING THEIR APPLICATION. IF NECESSARY, PROTECT THE PIECES WITH A PRODUCT RECOMMENDED TO AVOID INCRUSTATION OF THE MORTAR'S COLOUR IN THE JOINTS.

APPLY THE JOINTS USING THE APPROPRIATE MORTAR 24 HOURS AFTER THE EPOXY APPLICATION, USING THE APPROPRIATE TROWEL.

ACONSELHAMOS QUE SE USE JUNTAS DE CORES ESCURAS E SE FAÇA UM TESTE EM PEÇAS DE RESERVA PARA ANALISAR O SEU COMPORTAMENTO. DEVERÁ SER FEITA UMA LIMPEZA CUIDADOSA E FREQUENTE DURANTE O ASSENTAMENTO. SE NECESSÁRIO DEVE-SE PROTEGER AS PEÇAS COM UM PRODUTO APROPRIADO PARA EVITAR A INCRUSTAÇÃO DA COR DA ARGAMASSA DAS JUNTAS.

BETUMAR AS JUNTAS COM ARGAMASSAS PRÓPRIAS PARA JUNTAS APÓS 24 HORAS DA APLICAÇÃO DA COLA, UTILIZANDO UMA TALOCHA APROPRIADA.

LE RECOMENDAMOS JUNTAS CON COLORES OSCURAS Y HACER UNA PRUEBA SOBRE PIEZAS DE RESERVA PARA ANALIZAR SU COMPORTAMIENTO. DEBE HACERSE UNA LIMPIEZA CUIDADOSA Y FRECUENTE DURANTE LA COLOCACIÓN. SI ES NECESARIO SE DEBE PROTEGER LAS PIEZAS CON UN PRODUCTO ADECUADO PARA EVITAR EL ENSUCIAMIENTO DEL COLOR DE ARGAMASA DE LAS JUNTAS.

RELLENAR LAS JUNTAS CON ARGAMASAS PROPIAS PARA JUNTAS DESPUÉS 24 HORAS DE APLICAR EL PEGAMENTO, USANDO UNA LLANA ADECUADA.

NOUS VOUS CONSEILLONS D'UTILISER DES JOINTS DE COULEURS FONCÉES ET DE FAIRE UN TEST SUR DES CARREAUX DE RESERVE POUR ANALYSER LEUR COMPORTEMENT. IL FAUDRA FAIRE UN NETTOYAGE SOIGNÉ ET FRÉQUENT PENDANT LA POSE. SI NÉCESSAIRE, IL FAUT PROTÉGER LES CARREAUX AVEC UN PRODUIT SPÉCIAL POUR ÉVITER L'INCRUSTATION DE LA COULEUR DE MORTIER DES JOINTS.

MASTIQUEZ LES JOINTS AVEC DU MORTIER ADAPTÉ POUR DES JOINTS, 24 HEURES APRÈS L'APPLICATION DE LA COLLE, EN UTILISANT UNE BROSSÉ INDIQUÉE À CET EFFET.

WIR EMPFEHLEN DUNKELFARBIGE FUGEN ZU VERWENDEN UND EINEN TEST BEI DEN ERSATZFLIESEN DURCHFÜHREN, UM DIE WIRKUNG ZU ANALYSIEREN. WÄHREND DES VERLEGENS MUSS EINE SORGFÄLTIGE UND HÄUFIGE REINIGUNG ERFOLGEN. GEGEBENENFALLS MÜSSEN DIE FLIESEN MIT EINEM GEEIGNETEM PRODUKT GESCHÜTZT WERDEN, UM VERSCHMUTZUNGEN DER FARBE DES FUGENMÖRTELS ZU VERMEIDEN.

24 STUNDEN NACH AUFTRAGUNG DES KLEBSTOFFES VERSPACHTELN SIE DIE FUGEN MIT EINEM GEEIGNETEM FUGENMÖRTEL UNTER VERWENDUNG EINES GEEIGNETEN ZAHNSPACHTELS.

МЫ РЕКОМЕНДУЕМ ИСПОЛЬЗОВАТЬ ТЕМНЫЕ СУСТАВЫ, ПРИМЕНЯЯ ИХ ПЕРВОНАЧАЛЬНО НА НЕБОЛЬШОЙ ЧАСТИ МАТЕРИАЛА, ЧТОБЫ ПРОАНАЛИЗИРОВАТЬ РЕЗУЛЬТАТ. ПРИ ПРИМЕНЕНИИ, НЕОБХОДИМО ПРОВОДИТЬ ТЩАТЕЛЬНО И ЧАСТУЮ ОЧИСТКУ. ПРИ НЕОБХОДИМОСТИ ЗАЩИТИТЬ МАТЕРИАЛ СО СПЕЦИАЛЬНЫМ ПРОДУКТОМ ЧТОБЫ ИЗБЕЖАТЬ ИНКРУСТАЦИИ ЦВЕТА РАСТВОРА В МАТЕРИАЛ.

РЕКОМЕНДУЕМ НАНОСИТЬ ШОВ СООТВЕТСТВУЮЩЕГО РАСТВОРА ЧЕРЕЗ 24 ЧАСА ПОСЛЕ НАНЕСЕНИЯ ЭПОКСИДА, ИСПОЛЬЗУЯ СООТВЕТСТВУЮЩИЙ ШПАТЕЛЬ.

# RECOMMENDATIONS FOR APPLICATION AND USE

CONSELHOS DE APLICAÇÃO E UTILIZAÇÃO . CONSEJOS DE APLICACIÓN Y UTILIZACIÓN . CONSEILS D'APPLICATION ET UTILISATION  
VERLEGUNGS- UND ANWENDUNGSHINWEISE . РЕКОМЕНДАЦИИ ПО ПРИМЕНЕНИЮ И ИСПОЛЬЗОВАНИЮ

## CLEANING AND MAINTENANCE

**30 MINUTES AFTER APPLICATION, START THE CLEANING OF THE RESIDUES OF THE JOINT PRODUCT WITH A DAMP SPONGE. WHEN THE PRODUCT HAS COMPLETELY HARDENED, CARRY OUT A GENERAL CLEANING WITH A DRY CLOTH.**

**DURING MAINTENANCE OF CERAMIC FLOOR AND WALL COVERINGS, WE RECOMMEND FREQUENT CLEANING OF SURFACES WITH HOUSEHOLD CLEANING PRODUCTS. IN AREAS LEADING TO THE OUTSIDE, USE MATS TO AVOID SAND COMING INTO CONTACT WITH THE FLOOR COVERING AND CAUSING DAMAGE.**

**DURING THE CLEANING AND MAINTENANCE, THE USE OF TOOLS OR ABRASIVE WITH HIGH CONCENTRATION CLEANING PRODUCTS WHICH MAY SCRATCH OR DAMAGE THE SURFACE OF TILES WITH DECORATIVE DESIGNS IS STRONGLY INADVISABLE.**

**WE RECOMMEND THAT WITH PORCELAIN TILE PRODUCTS NORMAL CLEANING BE DONE WITH WATER.**

**PRODUCTS WITH A RUSTIC OR ANTI-SLIP FINISH SHOULD BE CLEANED WITH A STRONG FIBRE BRUSH TO ELIMINATE GRIME.**

## NETTOYAGE ET ENTRETIEN

30 MINUTES APRÈS LE MASTIQUAGE, VOUS POURREZ COMMENCER À NETTOYER EN ÉLIMINANT LES RESTES DU PRODUIT DES JOINTS À L'AIDE D'UNE ÉPONGE HUMIDE. UNE FOIS LE PRODUIT DURCI, IL FAUT EFFECTUER UN NETTOYAGE GÉNÉRAL À L'AIDE D'UN CHIFFON SEC.

DANS L'ENTRETIEN DES SOLS ET DES REVÊTEMENTS CÉRAMIQUES, NOUS VOUS CONSEILLONS LE NETTOYAGE FRÉQUENT DES SURFACES AVEC DES PRODUITS DE NETTOYAGE MÉNAGERS ET SUR LES ZONES DE LIAISON À L'EXTÉRIEUR, L'USAGE D'UN TAPIS POUR ÉVITER LA CIRCULATION DE SABLES QUI ENDOMMAGENT TOUT TYPE DE SOLS.

LORS DU NETTOYAGE ET DE L'ENTRETIEN DES CARREAUX DÉCORÉS, IL EST INTERDIT D'UTILISER DES USTENSILES ET DES PRODUITS ABRASIFS DE HAUTE CONCENTRATION DE NETTOYAGE QUI PUISSENT LE RAYER OU L'ENDOMMAGER.

SUR LES PRODUITS EN GRÈS CÉRAME, NOUS VOUS CONSEILLONS UN NETTOYAGE QUOTIDIEN AVEC DE L'EAU.

SUR LES PRODUITS AVEC UNE FINITION RUSTIQUE ET ANTIDÉRAPANTE, NOUS SUGGÉRONS L'USAGE D'UNE BROSSSE DE FIBRE DURE, POUR ÉLIMINER LA SALETÉ.

## LIMPEZA E MANUTENÇÃO

PASSADOS 30 MINUTOS DA BETUMAÇÃO, PODERÁ COMEÇAR A LIMPEZA ELIMINANDO OS RESTOS DO PRODUTO DAS JUNTAS COM UMA ESPONJA HÚMIDA. COM O PRODUTO JÁ ENDURECIDO REALIZAR UMA LIMPEZA GERAL COM UM PANO SECO.

NA MANUTENÇÃO DOS PAVIMENTOS E REVESTIMENTOS CERÂMICOS ACONSELHAMOS A LIMPEZA FREQUENTE DAS SUPERFÍCIES COM PRODUTOS DE LIMPEZA DOMÉSTICOS E NAS ÁREAS DE LIGAÇÃO AO EXTERIOR O USO DE TAPETES PARA EVITAR A CIRCULAÇÃO DE AREIAS QUE DANIFICAM QUALQUER TIPO DE PAVIMENTO.

NA LIMPEZA E MANUTENÇÃO DOS DECORADOS É INTERDITO O USO DE UTENSÍLIOS E PRODUTOS DE LIMPEZA ABRASIVOS E DE ELEVADA CONCENTRAÇÃO QUE O POSSAM RISCAR OU DANIFICAR.

NOS PRODUTOS DE PORCELANATO ACONSELHAMOS QUE A LIMPEZA DIÁRIA SEJA FEITA COM ÁGUA.

NOS PRODUTOS COM ACABAMENTO RÚSTICO E ANTI-DERRAPANTE SUGERIMOS O USO DE UMA ESCOVA DE FIBRA DURA, PARA ELIMINAR A SUJIDADE.

## REINIGUNG UND PFLEGE

30 MINUTEN NACH DER VERFUGUNG KÖNNEN SIE MIT DER REINIGUNG BEGINNEN UND DIE ÜBERRESTE DES PRODUKTES AUS DEN FUGEN MIT EINEM FEUCHTEN SCHWAMM ENTFERNEN. WENN DAS PRODUKT BEREITS HART GEWORDEN IST, FÜHREN SIE EINE ALLGEMEINE REINIGUNG MIT EINEM TROCKENEN TUCH DURCH.

FÜR DIE PFLEGE DER WAND- UND BODENKERAMIK EMPFEHLEN WIR EINE HÄUFIGE REINIGUNG DER OBERFLÄCHEN MIT HAUSHALTSREINIGERN UND IN DEN BEREICHEN MIT ZUGANG NACH AUSSEN DIE VERWENDUNG VON TEPPICHEN, UM ZU VERMEIDEN, DASS SICH SAND ABSETZT, DER JEDLICHEN BODENTYP BESCHÄDIGT.

BEI DER PFLEGE VON DEKOREN IST ES VERBOTEN, SCHEUERENDE REINIGUNGSMITTEL ZU VERWENDEN VON HOHE KONZENTRATION, DIE DIESE ZERKRATZEN ODER BESCHÄDIGEN KÖNNEN.

BEI FEINSTEINZEUGPRODUKTEN EMPFEHLEN WIR EINE TÄGLICHE REINIGUNG MIT WASSER.

BEI PRODUKTEN MIT EINER RUSTIKALEN UND RUTSCHFESTEN OBERFLÄCHENBEHANDLUNG SCHLAGEN WIR VOR EINE HARTE BÜRSTE ZU VERWENDEN, UM DEN SCHMUTZ ZU ENTFERNEN.

## LIMPIEZA Y MANTENIMIENTO

DESPUÉS DE 30 MINUTOS DE LA APLICACIÓN DEL BETÚN, PUEDE EMPEZAR A LIMPIAR RETIRANDO LOS RESTOS DEL PRODUCTO DE LAS JUNTAS CON UNA ESPONJA HÚMIDA. CON EL PRODUCTO YA ENDURECIDO REALIZAR UNA LIMPIEZA GENERAL CON UN PAÑO SECO.

EN EL MANTENIMIENTO DE PAVIMENTOS Y REVESTIMIENTOS CERÁMICOS SUGERIMOS LA LIMPIEZA FRECUENTE DE LAS SUPERFICIES CON PRODUCTOS DE LIMPIEZA DOMÉSTICA Y EN LAS ÁREAS DE CONEXIÓN EXTERIOR EL USO DE ALFOMBRAS PARA EVITAR EL MOVIMIENTO DE LAS ARENAS QUE DAÑAN CUALQUIER TIPO DE PAVIMENTO.

EN LA LIMPIEZA Y MANTENIMIENTO DE DECORADOS ESTÁ PROHIBIDO EL USO DE UTENSILIOS Y PRODUCTOS DE LIMPIEZA ABRASIVOS DE ALTA CONCENTRACIÓN QUE PUEDEN RAYAR O DAÑAR.

EN LOS PRODUCTOS PORCELÁNICOS SE RECOMIENDA QUE LA LIMPIEZA DIARIA SE REALICE CON AGUA.

EN LOS PRODUCTOS CON ACABADO RÚSTICO Y ANTIDESLIZANTE SUGERIMOS EL USO DE UN CEPILLO DE FIBRA DURA, PARA ELIMINAR LA SUCIEDAD.

## ОЧИСТКА И ПОДДЕРЖАНИЕ

30 МИНУТ ПОСЛЕ НАНЕСЕНИЯ, НАЧАТЬ ОЧИСТКУ ОСТАТКОВ ПРОДУКТА С ПОМОЩЬЮ ВЛАЖНОЙ ГУБКИ. КОГДА ПРОДУКТ ПОЛНОСТЬЮ ЗАТВЕРДЕЛ, ПРОВЕСТИ ГЕНЕРАЛЬНУЮ ЧИСТКУ СУХОЙ ТКАНЬЮ.

ВО ВРЕМЯ ПОДДЕРЖАНИЯ КЕРАМИЧЕСКИХ НАПОЛЬНЫХ И НАСТЕННЫХ ПОКРЫТИЙ, МЫ РЕКОМЕНДУЕМ ЧАСТУЮ ОЧИСТКУ ПОВЕРХНОСТЕЙ С БЫТОВОЙ ХИМИЕЙ.


В МЕСТАХ ВЕДУЩИХ НАРУЖУ, ИСПОЛЬЗОВАТЬ КОВРИКИ, ЧТОБЫ ИЗБЕЖАТЬ КОНТАКТА ПОВЕРХНОСТИ С ПЕСКОМ И НАНЕСЕНИЕ УЩЕРБА.

ВО ВРЕМЯ ОЧИСТКИ И ПОДДЕРЖАНИЯ, ИСПОЛЬЗОВАНИЕ ИНСТРУМЕНТОВ И АБРАЗИВНЫХ МОЮЩИХ СРЕДСТВ С ВЫСОКОЙ КОНЦЕНТРАЦИЕЙ, КОТОРЫЕ МОГУТ ПОЦАРАПАТЬ ИЛИ ПОВРЕДИТЬ ПОВЕРХНОСТЬ ПЛИТКИ С УЗОРАМИ, НЕ РЕКОМЕНДУЕТСЯ.

МЫ РЕКОМЕНДУЕМ, ПРОВОДИТЬ ОБЫЧНУЮ ЧИСТКУ КЕРАМОГРАНИТА С ВОДОЙ. - МАТЕРИАЛ С РУСТИКОВОЙ ИЛИ ПРОТИВОСКОЛЬЗЯЩЕЙ ПОВЕРХНОСТЬЮ ДОЛЖЕН БЫТЬ ОЧИЩЕН ШЕТКОЙ С ЖЕСТКИМИ ВОЛОКНАМИ ДЛЯ УСТРАНЕНИЯ ГРЯЗИ.

# RECOMMENDATIONS FOR APPLICATION AND USE

CONSELHOS DE APLICAÇÃO E UTILIZAÇÃO . CONSEJOS DE APLICACIÓN Y UTILIZACIÓN . CONSEILS D'APPLICATION ET UTILISATION  
VERLEGUNGS- UND ANWENDUNGSHINWEISE . РЕКОМЕНДАЦИИ ПО ПРИМЕНЕНИЮ И ИСПОЛЬЗОВАНИЮ



# PACKAGES AND WEIGHTS

EMBALAGENS E PESOS . EMBALAJES Y PESOS . EMBALLAGES ET POIDS . VERPACKUNGEN-GEWICHTE . УПАКОВКА И ВЕС



## PORCELAIN TILES . PORCELANATO . PORCELÁNICO . GRÉS CÉRAME . FEINSTEINZEUG . КЕРАМОГРАНИТ

SIZES (CM) DIMENSÃO (CM) FORMATO (CM) FORMAT (CM) MASSE (CM) РАЗМЕРЫ (CM)	PIECES / SQM PEÇAS / M² PIEZAS / M² PIÈCES / M² STÜCK / M² ШТУК / КВ.М	WEIGHT / SQM PESO / M² PESO / M² POIDS / M² GEWICHT / M² ВЕС / КВ.М	PIECES / BOX PEÇAS / CX PIEZAS / CAJA PIÈCES / BOÎTE STÜCK / KARTON ШТУК / КОРОБКА	SQM / BOX M² / CX M² / CAJA M² / BOÎTE M² / KARTON КВ.М / КОРОБКА	WEIGHT / BOX PESO / CX PESO / CAJA POIDS / BOÎTE GEWICHT / KARTON ВЕС / КОРОБКА	BOX / PALLET CX / PALETTE CAJA / PALLET BOÎTE / PALETTE KARTONS / PALETTE КОРОБОК / ПОДДОН	SQM / PALLET M² / PALETTE M² / PALLET M² / PALETTE M² / PALETTE КВ.М / ПОДДОН	WEIGHT / PALLET PESO / PALETTE PESO / PALLET POIDS / PALETTE GEWICHT / PALETTE ВЕС / ПОДДОН	CM / PALLET CM / PALETTE CM / PALLET CM / PALETTE CM / PALETTE CM / ПОДДОН	PALLET / TRUCK PALETTE / CAMIÃO PALLET / CAMIÓN PALETTE / CAMION PALETEN / LKW ПОДДОНОВ / ГРУЗОВИК	
44.3X88.8 RET.	12	2.54	27.18	2	0.787	21.26	36	28.332	790	90X120X59	30
44.3X88.8 RET.	10	2.54	22.52	2	0.787	17.72	43	33.841	782	90X120X59	31
22.05X88.8 RET.	12	5.10	26.67	4	0.783	20.88	42	32.886	897	90X120X58	26
22.05X88.8 RET.	10	5.10	22.11	5	0.980	21.67	44	43.120	973	90X120X59	24
14.5X88.8 RET.	10	7.78	22.30	7	0.900	20.07	45	40.500	923	90X120X59	26
59.2X59.2 RET.	10	2.86	22.10	3	1.050	23.20	36	37.800	855	80X120X74	28
29.5X59.2 RET.	10	5.71	21.70	6	1.050	22.79	32	33.600	754	80X120X74	32
29.5X59.2 RET.	8.5	5.74	18.52	7	1.220	22.60	40	48.800	924	80X120X74	26
45.5X45.5 RET.	8.5	4.83	18.73	5	1.035	19.39	31	32.085	621	80X120X61	33
44.3X44.3 RET.	12	5.06	27.35	4	0.785	21.32	36	28.260	793	80X120X58	30
60X60	10	2.78	22.02	3	1.080	23.78	36	38.880	876	80X120X74	27
50X50	8.5	4.00	18.14	5	1.250	22.67	34	42.500	791	80X120X64	30
46X46	8.5	4.72	18.68	5	1.060	19.80	36	38.160	733	80X120X61	33
30X60	10	5.55	21.85	6	1.080	23.60	40	43.200	964	80X120X74.5	23
30X60	8.5	5.56	18.57	7	1.260	23.40	40	50.400	956	80X120X74	25
14.5X90	10	7.69	21.43	7	0.910	19.50	45	40.950	898	90X120X59	27



## WALL TILES . REVESTIMENTOS . REVESTIMIENTO . REVÊTEMENTS . WANDFLIESEN . ПЛИТКА ОБЛИЦОВОЧНАЯ

SIZES (CM) DIMENSÃO (CM) FORMATO (CM) FORMAT (CM) MASSE (CM) РАЗМЕРЫ (CM)	PIECES / SQM PEÇAS / M² PIEZAS / M² PIÈCES / M² STÜCK / M² ШТУК / КВ.М	WEIGHT / SQM PESO / M² PESO / M² POIDS / M² GEWICHT / M² ВЕС / КВ.М	PIECES / BOX PEÇAS / CX PIEZAS / CAJA PIÈCES / BOÎTE STÜCK / KARTON ШТУК / КОРОБКА	SQM / BOX M² / CX M² / CAJA M² / BOÎTE M² / KARTON КВ.М / КОРОБКА	WEIGHT / BOX PESO / CX PESO / CAJA POIDS / BOÎTE GEWICHT / KARTON ВЕС / КОРОБКА	BOX / PALLET CX / PALETTE CAJA / PALLET BOÎTE / PALETTE KARTONS / PALETTE КОРОБОК / ПОДДОН	SQM / PALLET M² / PALETTE M² / PALLET M² / PALETTE M² / PALETTE КВ.М / ПОДДОН	WEIGHT / PALLET PESO / PALETTE PESO / PALLET POIDS / PALETTE GEWICHT / PALETTE ВЕС / ПОДДОН	CM / PALLET CM / PALETTE CM / PALLET CM / PALETTE CM / PALETTE CM / ПОДДОН	PALLET / TRUCK PALETTE / CAMIÃO PALLET / CAMIÓN PALETTE / CAMION PALETEN / LKW ПОДДОНОВ / ГРУЗОВИК	
30X90 RET.	11.7	3.70	19.74	4	1.080	21.32	20	21.600	446	90X120X45	48
32.7X58.6 RET.	10.4	5.28	17.05	7	1.327	22.63	32	42.464	744	80X120X82	32
29.5X59.2 RET.	10.4	5.74	17.21	7	1.220	21.00	32	39.040	687	80X120X82	33
33.3X59.2	10.4	5.07	17.64	7	1.380	24.35	32	44.160	799	80X120X82	30
30X60	10.4	5.47	17.58	7	1.280	22.00	32	40.960	724	80X120X75	33
20X50	10.4	10.00	17.00	12	1.200	20.40	48	57.600	999	80X120X95	24
26.7X41.6 (PRÉ-CORTE)	8.7	8.99	14.49	8	0.890	12.90	78	69.420	1026	80X120X96	23
26.7X41.6	7.7	9.00	13.13	9	1.000	13.13	78	78.000	1044	80X120X96	23
25X36	8	11.11	13.11	16	1.440	18.88	54	77.760	1040	80X120X90	23
20X20	6.5	25.00	10.60	25	1.000	10.60	96	96.000	1038	80X120X95	23
10X10	9	100.00	15.20	25	0.250	3.80	224	56.000	871	80X120X95	27



## FLOOR TILES . PAVIMENTOS . CARREAUX DE SOL . BODENFLIESEN . КЕРАМОГРАНИТ

SIZES (CM) DIMENSÃO (CM) FORMATO (CM) FORMAT (CM) MASSE (CM) РАЗМЕРЫ (CM)	PIECES / SQM PEÇAS / M² PIEZAS / M² PIÈCES / M² STÜCK / M² ШТУК / КВ.М	WEIGHT / SQM PESO / M² PESO / M² POIDS / M² GEWICHT / M² ВЕС / КВ.М	PIECES / BOX PEÇAS / CX PIEZAS / CAJA PIÈCES / BOÎTE STÜCK / KARTON ШТУК / КОРОБКА	SQM / BOX M² / CX M² / CAJA M² / BOÎTE M² / KARTON КВ.М / КОРОБКА	WEIGHT / BOX PESO / CX PESO / CAJA POIDS / BOÎTE GEWICHT / KARTON ВЕС / КОРОБКА	BOX / PALLET CX / PALETTE CAJA / PALLET BOÎTE / PALETTE KARTONS / PALETTE КОРОБОК / ПОДДОН	SQM / PALLET M² / PALETTE M² / PALLET M² / PALETTE M² / PALETTE КВ.М / ПОДДОН	WEIGHT / PALLET PESO / PALETTE PESO / PALLET POIDS / PALETTE GEWICHT / PALETTE ВЕС / ПОДДОН	CM / PALLET CM / PALETTE CM / PALLET CM / PALETTE CM / PALETTE CM / ПОДДОН	PALLET / TRUCK PALETTE / CAMIÃO PALLET / CAMIÓN PALETTE / CAMION PALETEN / LKW ПОДДОНОВ / ГРУЗОВИК	
32.7X32.7 RET.	7.5	9.36	16.43	9	0.962	15.81	46	44.252	747	80X120X81	32
40.8X40.8	8.5	6.00	18.00	6	1.000	18.00	56	56.000	1028	80X120X95	23
33.3X33.3	7.5	9.00	16.40	9	1.000	16.40	68	68.000	1135	80X120X81	21
20X20	6.5	25.00	13.70	25	1.000	13.70	72	72.000	1006	80X120X74	24

**ALELUIA CERÂMICAS RESERVES THE RIGHT TO DELETE OR MODIFY, AT ANY TIME, PARTIALLY OR COMPLETELY, ANY DATA INCLUDED IN THIS CATALOGUE WITHOUT ANY NOTICE, SUCH AS: SERIES, FORMATS, COLOURS, REFERENCES AND PRICE GROUPS.**

**THE COLOURS OF THE SERIES/PRODUCTS ARE MERELY APPROXIMATE. SHADES MAY DIFFER SLIGHTLY.**

A ALELUIA CERÂMICAS RESERVA O DIREITO EM QUALQUER MOMENTO DE ELIMINAR OU MODIFICAR, TOTAL OU PARCIALMENTE QUALQUER DADO DESTE CATÁLOGO SEM AVISO PRÉVIO, TAIS COMO: SÉRIES, FORMATOS, CORES, REFERÊNCIAS E GRUPOS DE PREÇOS.

AS CORES DAS SÉRIES/PRODUTOS SÃO MERAMENTE INDICATIVAS E PODEM APRESENTAR LIGEIRAS DIFERENÇAS DE TONALIDADES.

ALELUIA CERÂMICAS RESERVA EL DERECHO A ELIMINAR O MODIFICAR EN CUALQUIER MOMENTO, TOTAL O PARCIALMENTE CUALQUIER DATO DE ESTE CATÁLOGO SIN PREVIO AVISO, COMO: SERIES, FORMATOS, COLORES, REFERENCIAS Y GRUPOS DE PRECIOS.

LOS COLORES DE LAS SERIES/PRODUCTOS SON SIMPLEMENTE INDICATIVOS Y PUEDEN PRESENTAR LIGERAS DIFERENCIAS DE TONALIDAD.

ALELUIA CERAMICAS SE RÉSERVE LE DROIT, À TOUT MOMENT DE SUPPRIMER OU MODIFIER, TOTALEMENT OU PARTIELLEMENT LES ÉLÉMENTS DE CE CATALOGUE SANS PRÉAVIS, TEL QUE : SÉRIE, FORMATS, COULEURS, RÉFÉRENCES ET GROUPES DE PRIX.

LE COULEUR DES SÉRIE/PRODUITS EST PUREMENT INDICATIF ET PEUT PRÉSENTER DE LÉGÈRE DIFFÉRENCE DE TONALITÉ.

ALELUIA CERÂMICAS BEHÂLT SICH DAS RECHT VOR, BELIEBIGE DATEN IN JEDERZEIT OHNE ANKÜNDIGUNG ZU LÖSCHEN ODER ZU ÄNDERN, SO WIE: SERIE, FORMATEN, FARBEN, REFERENZEN UND PREISGRUPPEN.

DIE IM KATALOG ABGEBILDETEN FARBEN GELTEN NUR ALS HINWEISE, MÖGLICH NÄHE AN DER KERAMISCHEN REALITÄT.

ALELUIA CERAMICAS OSTAВЛЯЕТ ЗА СОБОЙ ПРАВО УДАЛЯТЬ ИЛИ ИЗМЕНЯТЬ В ЛЮБОЕ ВРЕМЯ В ЦЕЛОМ ИЛИ В ЧАСТИЧНО ЛЮБЫЕ ДАННЫЕ КАТАЛОГА БЕЗ ПРЕДВАРИТЕЛЬНОГО УВЕДОМЛЕНИЯ: НАПРИМЕР, КАК СЕРИИ, ФОРМАТЫ, ЦВЕТА, ССЫЛКИ И ЦЕНОВЫЕ ГРУППЫ.

ЦВЕТА СЕРИИ / ПРОДУКТЫ НОСЯЩИЕ ОРИЕНТИРОВОЧНЫЙ ХАРАКТЕР МОГУТ ИМЕТЬ НЕБОЛЬШИЕ РАЗЛИЧИЯ В ТОНАЛЬНОСТИ.

# CERAMIC

## CERAMIC

HEAD OFFICE . SEDE . SIÉGE  
HAUPTGESCHÄFTSSITZ

ALELUIA CERÂMICAS, S.A.  
QUINTA DO SIMÃO | APT 3024  
ESGUEIRA | 3801-101 AVEIRO | PORTUGAL  
TEL (+351) 234 305 600 | FAX (+351) 234 305 699  
geral@aleluia.pt

[www.aleluia.pt](http://www.aleluia.pt) | [www.ceramic.pt](http://www.ceramic.pt)

CATÁLOGO CERAMIC | EDIÇÃO: 1 | REVISÃO: 1 | DATA: AGOSTO 2015



Unidade de Marca



[www.ceramic.pt](http://www.ceramic.pt)

